

US00D497505S1

(12) **United States Design Patent**
Harwanko

(10) **Patent No.:** **US D497,505 S**
(45) **Date of Patent:** **** Oct. 26, 2004**

(54) **WALL CABINET**

D439,074 S * 3/2001 Chen D6/436
D439,095 S * 3/2001 Harwanko D6/561
D439,782 S * 4/2001 Melillo D6/561

(75) **Inventor:** **Jeffrey Harwanko**, Wilmington, DE
(US)

* cited by examiner

(73) **Assignee:** **Zenith Products Corp.**, New Castle,
DE (US)

Primary Examiner—Brian N Vinson
(74) *Attorney, Agent, or Firm*—Edgar A. Zarins; Lloyd D.
Doigan

(**) **Term:** **14 Years**

(21) **Appl. No.:** **29/190,340**

(57) **CLAIM**

(22) **Filed:** **Sep. 18, 2003**

The ornamental design for a wall cabinet, as shown and
described.

(51) **LOC (7) Cl.** **06-04**

DESCRIPTION

(52) **U.S. Cl.** **D6/561**

(58) **Field of Search** D6/553, 559, 560–561,
D6/329, 396, 432, 448, 436–439, 444–446;
312/209, 234, 224–225, 242, 245; 206/320,
823

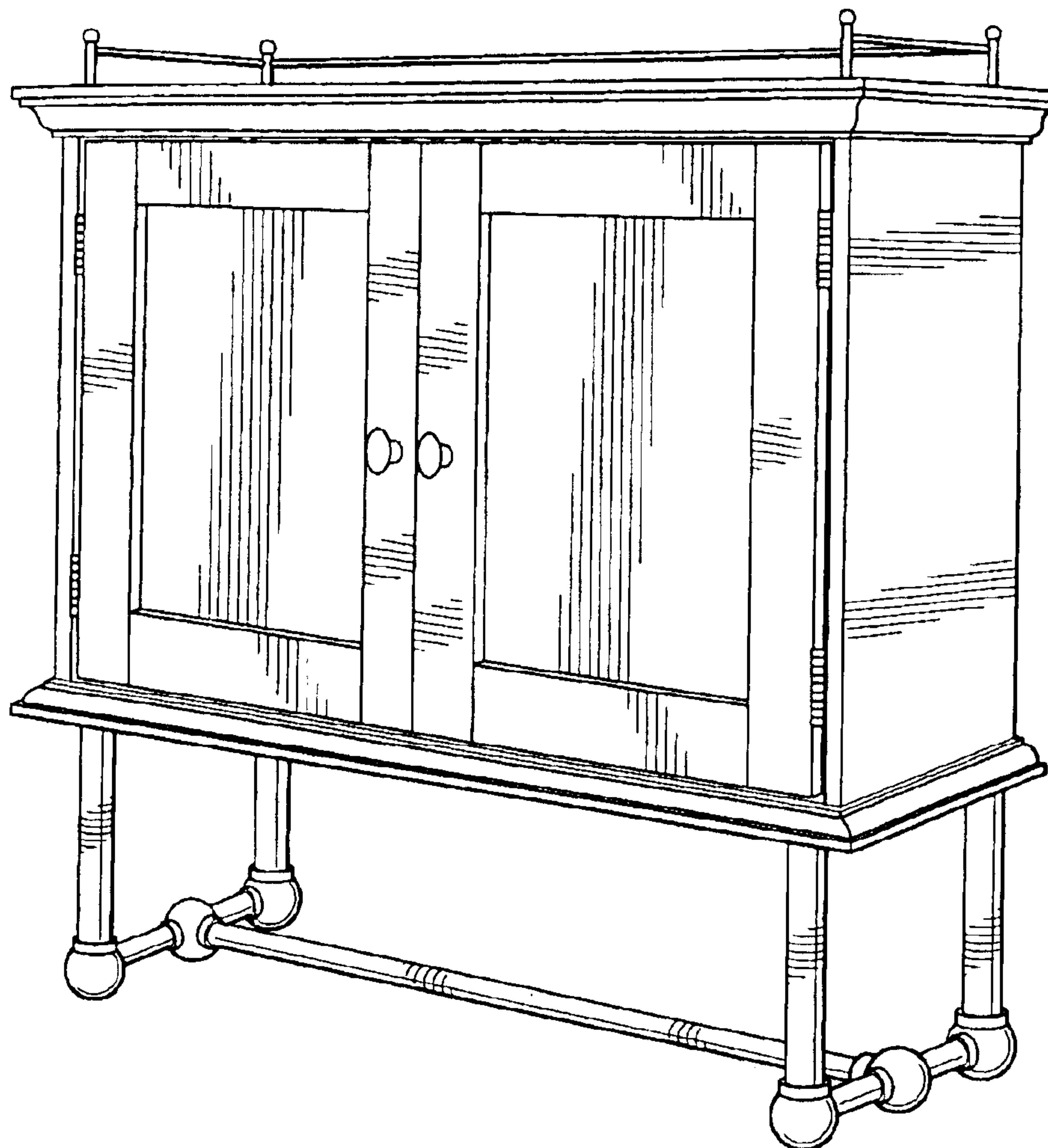
FIG. 1 is a perspective view of a wall cabinet showing my
new design;
FIG. 2 is a left side view thereof, the opposite side being a
mirror image of the side shown;
FIG. 3 is a front elevational view thereof; and,
FIG. 4 is a top plan view thereof.

(56) **References Cited**

U.S. PATENT DOCUMENTS

D436,485 S * 1/2001 Harwanko D6/561

1 Claim, 2 Drawing Sheets



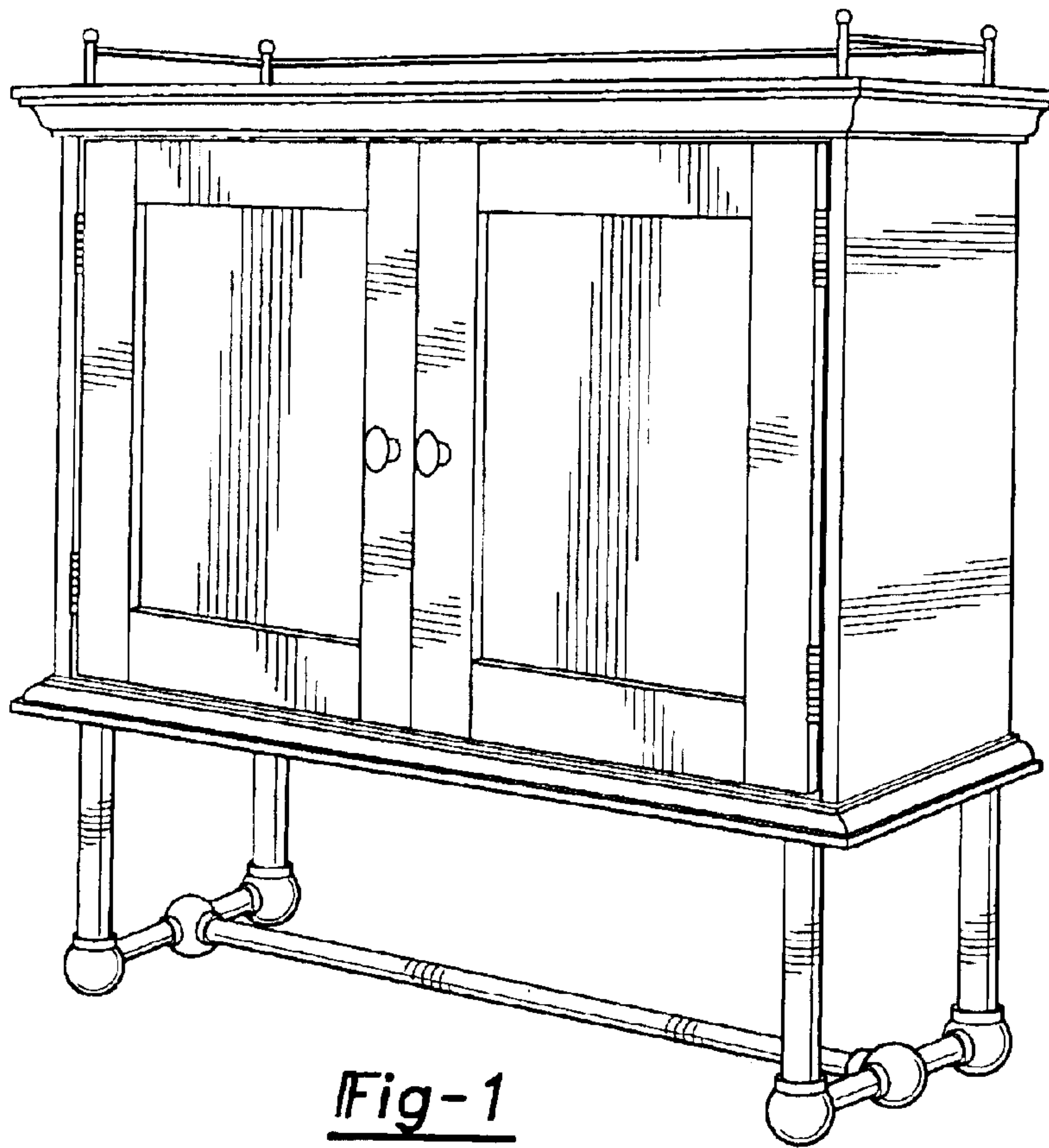


Fig-1




Fig-2




Fig-3

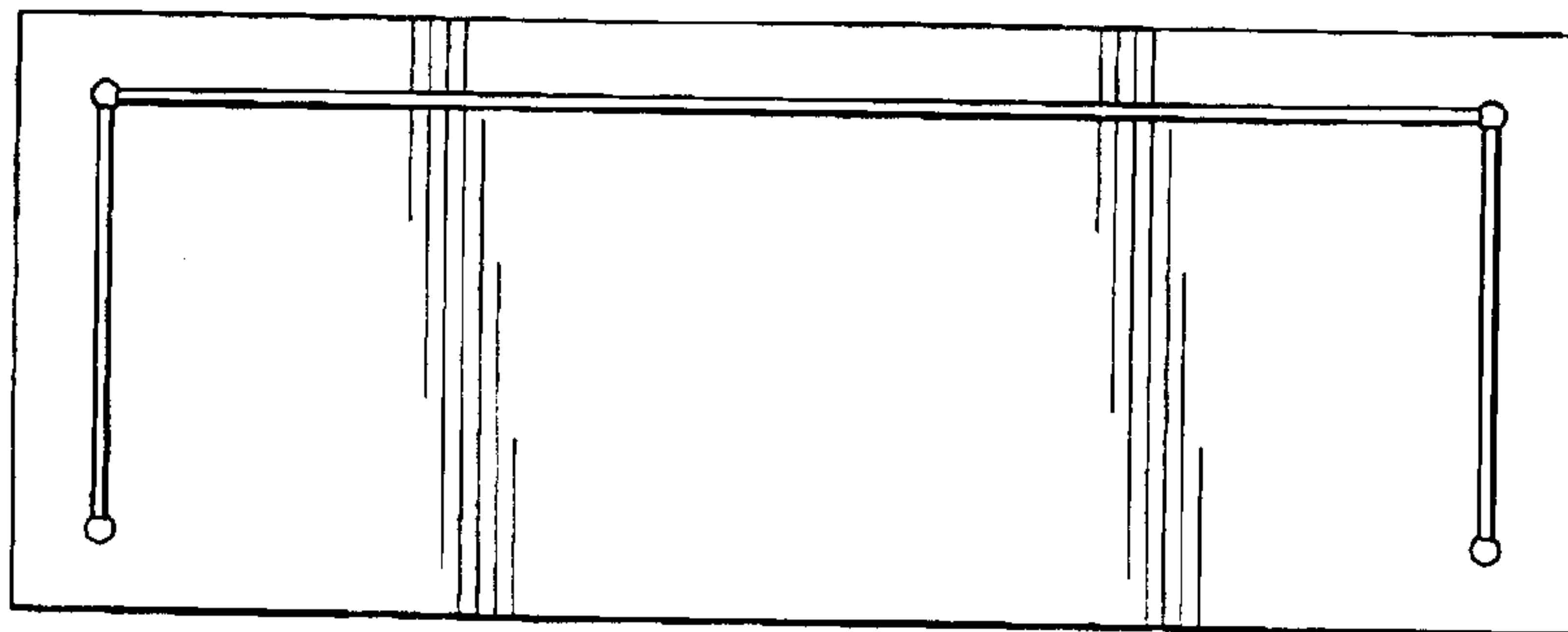


Fig-4