

US00D497477S1

(12) **United States Design Patent**
Merriwether

(10) **Patent No.:** **US D497,477 S**
(45) **Date of Patent:** **** Oct. 26, 2004**

(54) **DECORATIVE FAN**
(76) **Inventor:** **Gabrielle Merriwether**, 9014
Steelechase Dr., Charlotte, NC (US)
28273

D392,457 S 3/1998 Smith
D395,544 S 6/1998 Smith
D414,031 S 9/1999 Brown
5,975,849 A * 11/1999 Yang 416/70 A
D433,071 S * 10/2000 Barrett D20/40

(**) **Term:** **14 Years**

* cited by examiner

(21) **Appl. No.:** **29/177,568**

Primary Examiner—Robert A. Delehanty
(74) *Attorney, Agent, or Firm*—Adams Evans P.A.

(22) **Filed:** **Mar. 12, 2003**

(57) **CLAIM**

(51) **LOC (7) Cl.** **03-04**

I claim the ornamental design for a decorative fan, as shown and described.

(52) **U.S. Cl.** **D3/1**

(58) **Field of Search** D3/1, 4; D6/303,
D6/306, 309; D20/4; 416/71, 70 A

DESCRIPTION

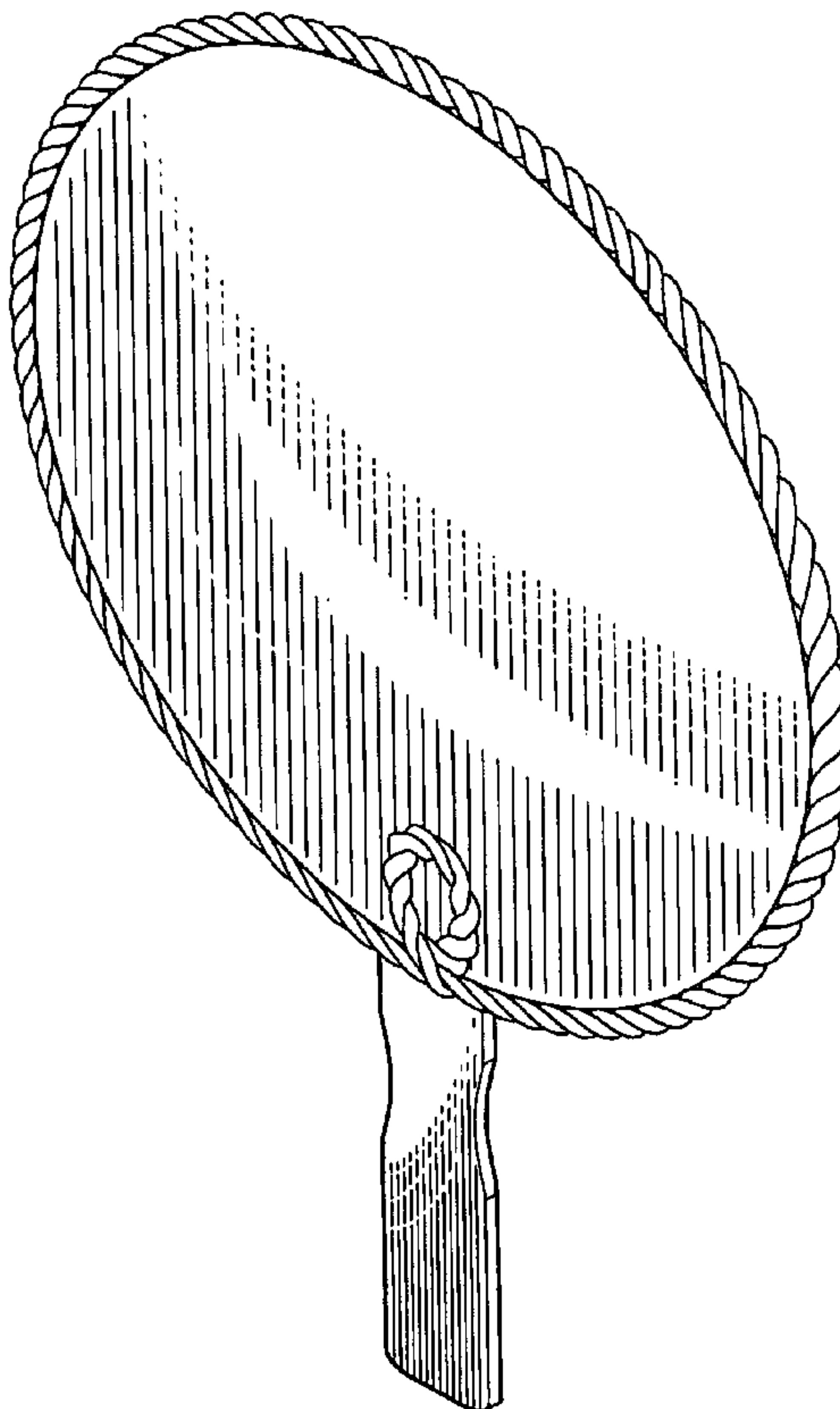
(56) **References Cited**

U.S. PATENT DOCUMENTS

226,260 A	4/1880	Allen	
350,614 A	10/1886	Biehl	
953,838 A	4/1910	Ingle	
1,171,179 A	2/1916	Demoville	
1,499,490 A	* 7/1924	Weil	416/70 A
1,677,888 A	7/1928	Connors	
RE22,796 E	* 10/1946	Husted	D3/1
2,464,292 A	3/1949	Chilo	
4,352,630 A	10/1982	Wallo	
4,858,669 A	8/1989	Vinson	
D351,254 S	* 10/1994	Carranza	D6/303
D372,116 S	7/1996	Kitinoja	
D391,072 S	2/1998	Martin	

FIG. 1 is a perspective view of the decorative fan according to the invention;
FIG. 2 is a front elevational view of the decorative fan shown in FIG. 1;
FIG. 3 is a back elevational view of the decorative fan shown in FIG. 1;
FIG. 4 is a side elevational view of the decorative fan shown in FIG. 1;
FIG. 5 is a side elevational view of the other side of the decorative fan shown in FIG. 1;
FIG. 6 is a top plan view of the decorative fan shown in FIG. 1; and,
FIG. 7 is a bottom plan view of the decorative fan shown in FIG. 1.

1 Claim, 5 Drawing Sheets



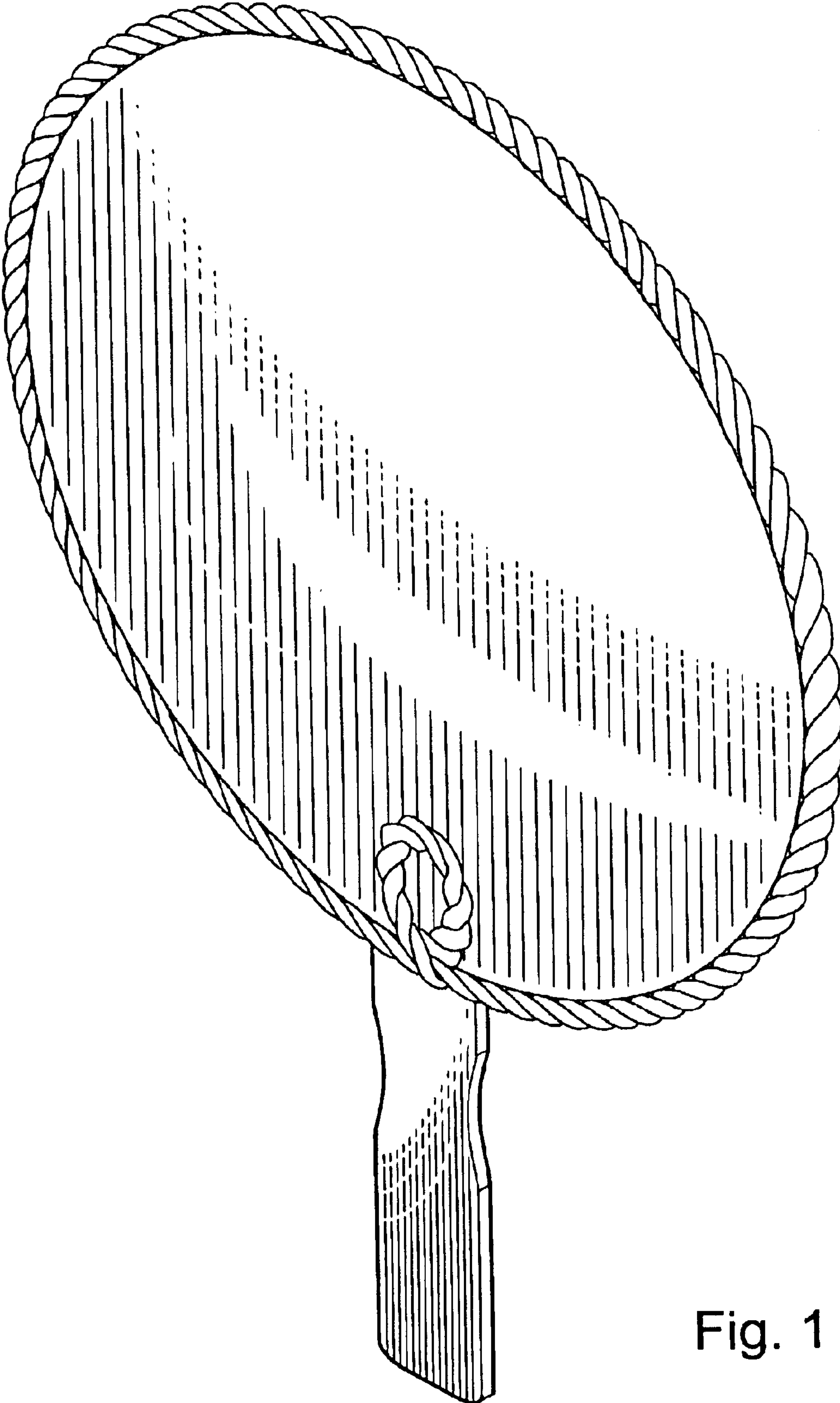


Fig. 1

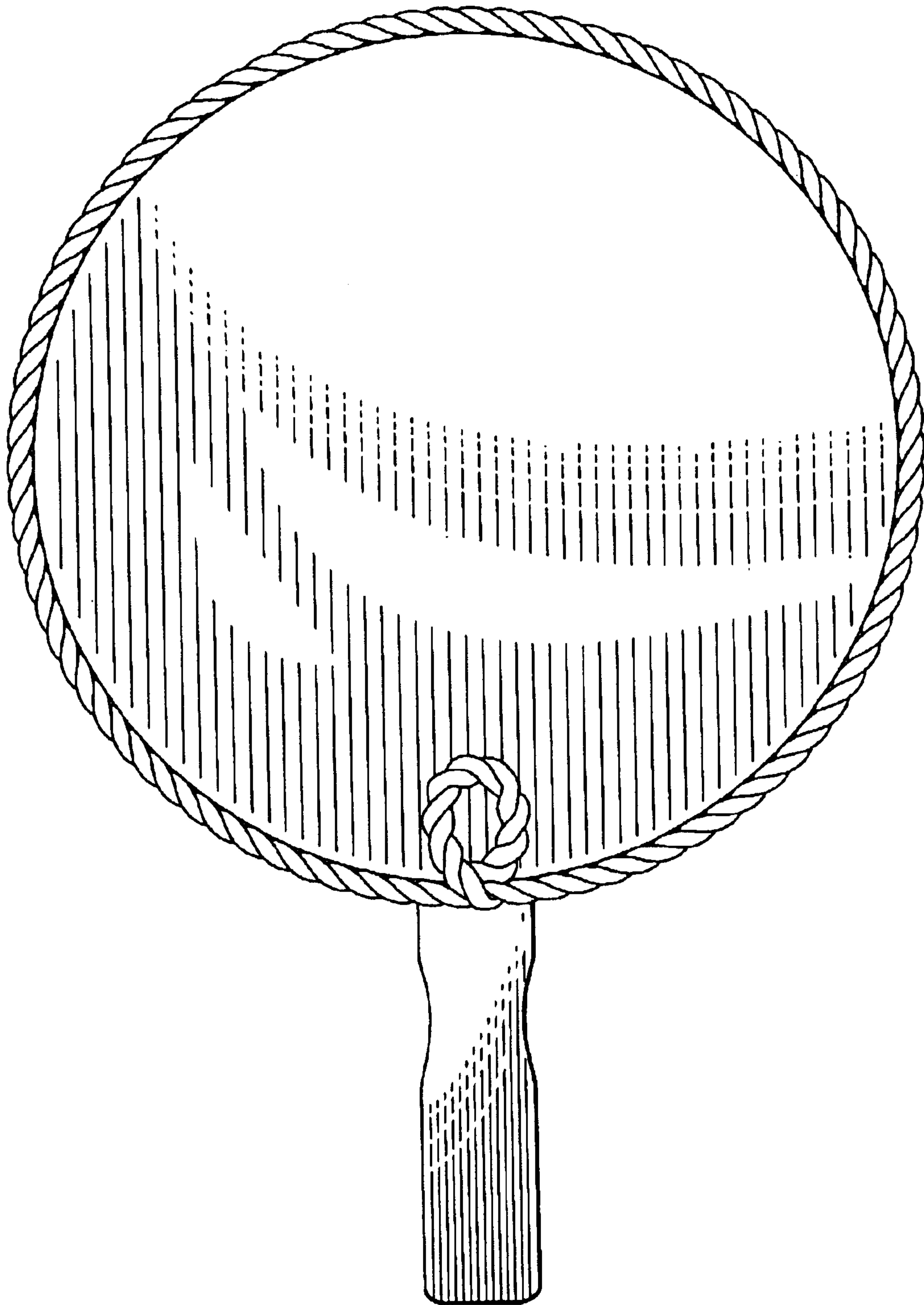


Fig. 2

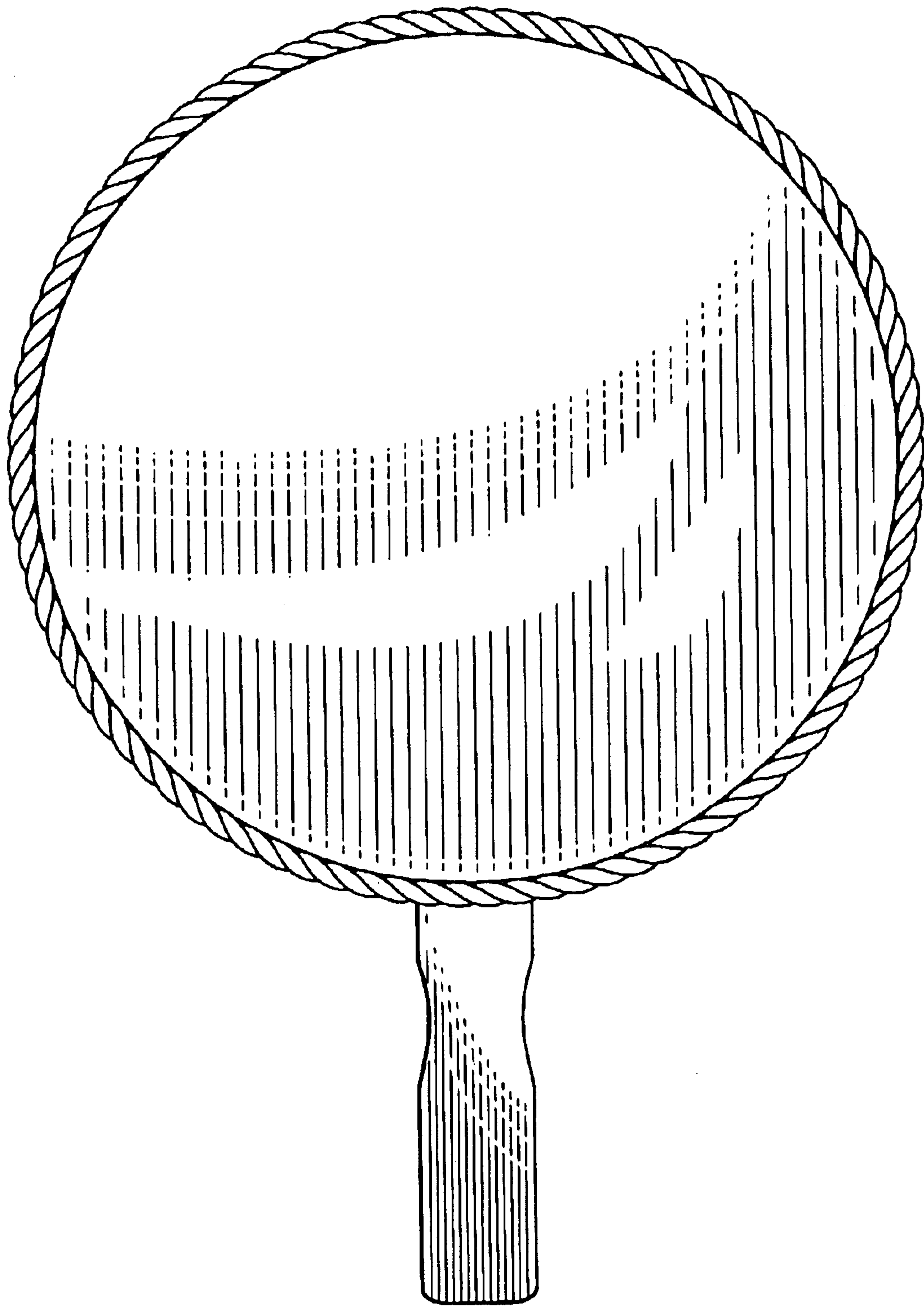


Fig. 3



Fig. 4



Fig. 5




Fig. 6




Fig. 7