

US00D497475S1

(12) **United States Design Patent**
Nau et al.

(10) **Patent No.:** **US D497,475 S**
(45) **Date of Patent:** **** Oct. 26, 2004**

(54) **SHOE UPPER**

(75) Inventors: **David M. Nau**, Georgetown, MA (US);
David L. Vattes, Londonberry, NH
(US)

(73) Assignee: **The Timberland Company**, Stratham,
NH (US)

(**) **Term:** **14 Years**

(21) Appl. No.: **29/175,407**

(22) Filed: **Feb. 3, 2003**

(51) **LOC (7) Cl.** **02-99**

(52) **U.S. Cl.** **D2/970**

(58) **Field of Search** D2/909-912, 970;
36/83, 130

(56) **References Cited**

U.S. PATENT DOCUMENTS

984,608 A	2/1911	Roberts	
D42,212 S	* 2/1912	Nemes	D2/912
2,398,802 A	4/1946	Morris	
2,619,741 A	* 12/1952	Clark	36/83
3,618,232 A	11/1971	Shnuriwsky	
D248,512 S	* 7/1978	Nova et al.	D2/912
4,693,018 A	9/1987	Maleyko et al.	
5,249,375 A	10/1993	Tabarly	
D361,426 S	8/1995	Baker	
5,642,573 A	7/1997	Brown	
D382,992 S	* 9/1997	Chiu	D2/970
D385,692 S	* 11/1997	Beliveau	D2/970
D386,293 S	11/1997	Brooks et al.	
D386,294 S	11/1997	Brooks et al.	

D424,797 S	5/2000	Norton et al.	
6,148,544 A	11/2000	Keen et al.	
D447,322 S	* 9/2001	Auberry	D2/912
D455,893 S	* 4/2002	Pradhuman	D2/912
D475,192 S	* 6/2003	Nau et al.	D2/972

OTHER PUBLICATIONS

Illustrative pictures of convertible boot believed to be publicly available at least as early as Jan. 30, 2003.

* cited by examiner

Primary Examiner—Dominic Simone

(74) *Attorney, Agent, or Firm*—Ropes & Gray LLP

(57) **CLAIM**

An ornamental design for a shoe upper, as shown and described.

DESCRIPTION

FIG. 1 is a perspective view of an upper for a shoe, a characteristic feature of which resides in the woven fabric exterior surface;

FIG. 2 is a side view of the upper from an outside edge of the shoe;

FIG. 3 is a side view of the upper from an inside edge of the shoe;

FIG. 4 is a front view of the upper;

FIG. 5 is a back view of the upper; and,

FIG. 6 is a top view of the upper.

The phantom lines showing portions of a shoe in FIGS. 1-6 are for illustrative purposes only and form no part of the claimed design.

1 Claim, 4 Drawing Sheets





Fig. 1




Fig. 2

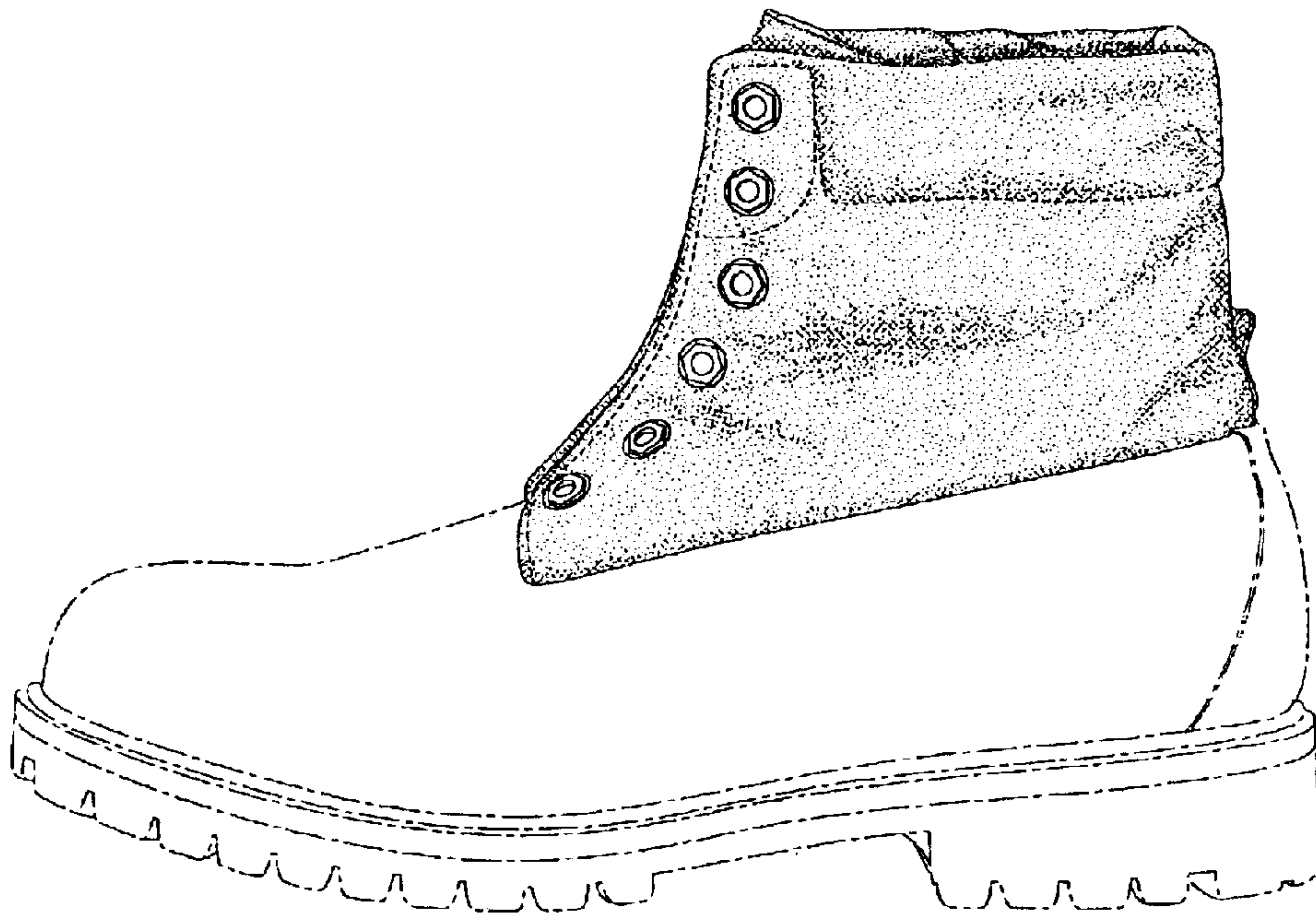


Fig. 3

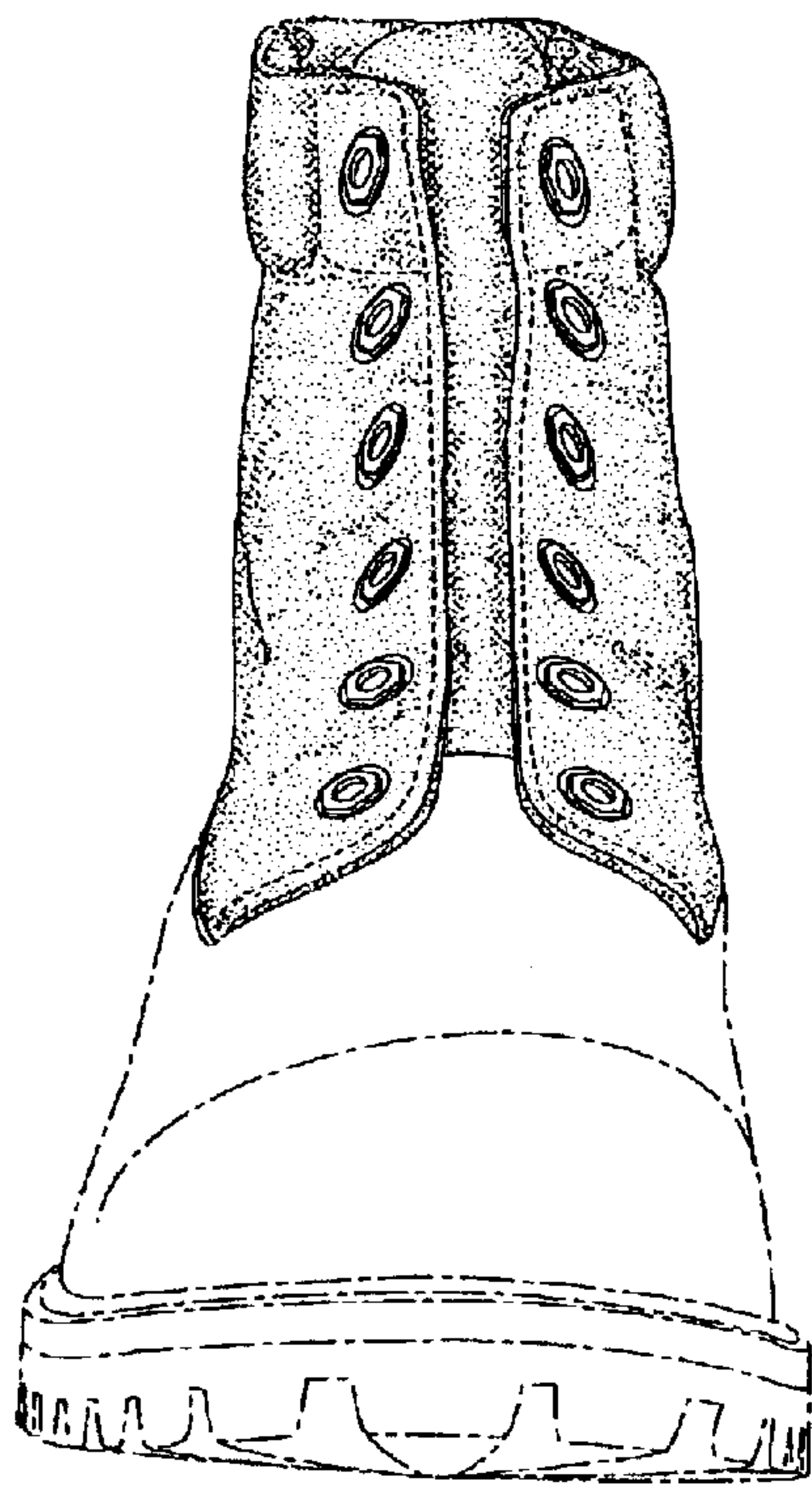


Fig. 4

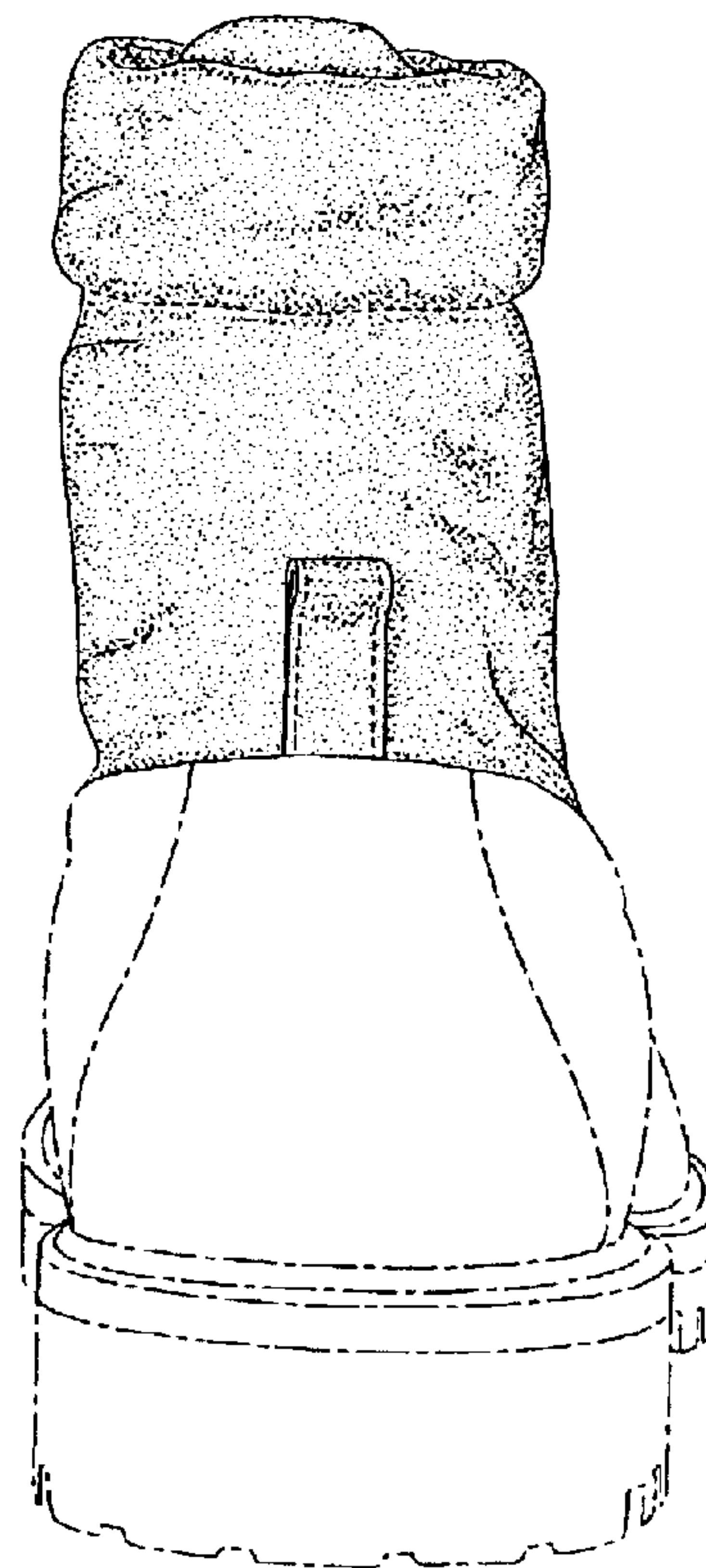


Fig. 5

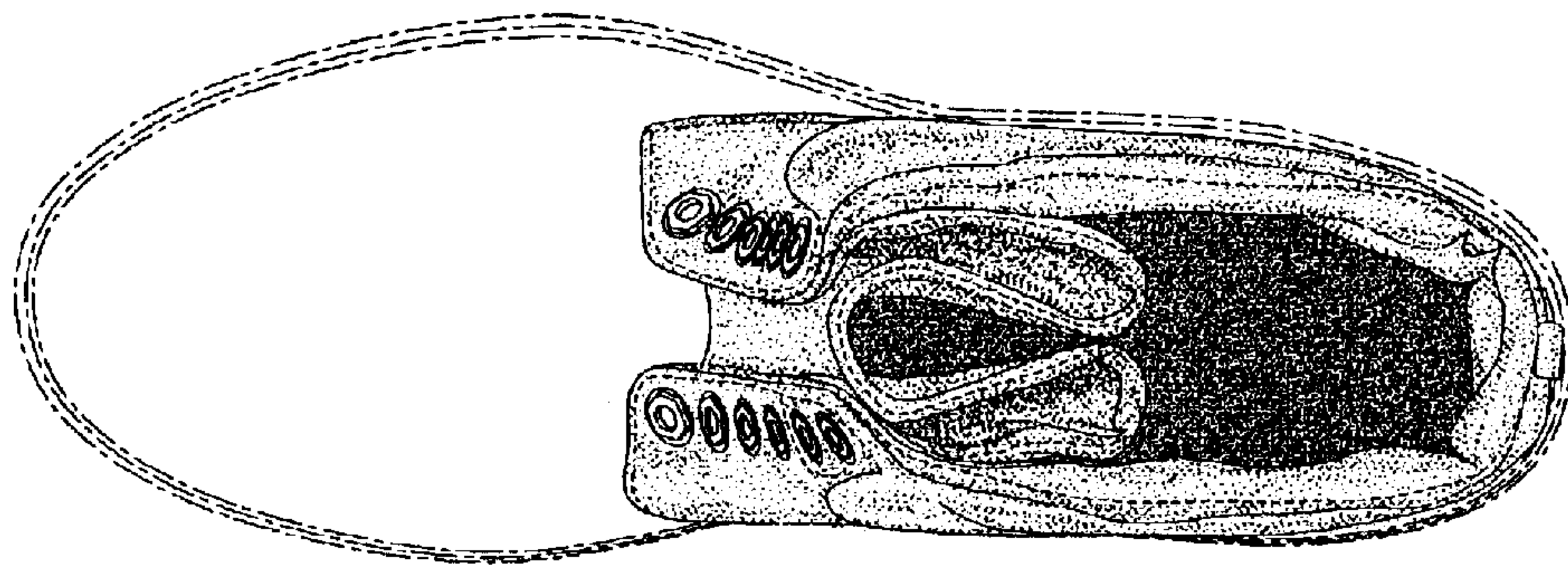


Fig. 6