



US00D497467S1

(12) **United States Design Patent**  
**Srivastava**

(10) **Patent No.:** **US D497,467 S**  
(45) **Date of Patent:** **\*\* Oct. 26, 2004**

(54) **HEADBAND**

(76) Inventor: **Priti Srivastava**, 143 Juniper Hill Rd.,  
White Plains, NY (US) 10607

(\*\*) Term: **14 Years**

(21) Appl. No.: **29/167,956**

(22) Filed: **Sep. 24, 2002**

(51) **LOC (7) Cl.** ..... **02-07**

(52) **U.S. Cl.** ..... **D2/894**

(58) **Field of Search** ..... D2/865, 866, 870,  
D2/871, 875, 883, 891, 894; 2/DIG. 11,  
170, 171, 174, 181, 183, 195.1, 207, 209,  
209.11, 209.3–209.5, 209.7, 12, 91, 468,  
625; D22/199; D24/190, 191; D28/39, 41;  
D29/105, 112, 120.1

(56) **References Cited**

**U.S. PATENT DOCUMENTS**

1,482,567 A	2/1924	Kirk	
1,638,756 A	8/1927	Wallman	
2,806,222 A	* 9/1957	Carpenter	2/91
3,439,360 A	* 4/1969	Grubman	2/91
4,667,345 A	* 5/1987	Jachowski	2/91
4,723,325 A	* 2/1988	Perry	2/181
4,998,544 A	3/1991	Obergfell	
D375,386 S	11/1996	Smith	
5,590,422 A	* 1/1997	Henderson	2/171
5,867,833 A	* 2/1999	LeDonne	2/171
5,867,835 A	* 2/1999	Dabbieri	2/207
5,875,488 A	3/1999	Milani	
D424,743 S	5/2000	Winter	

6,145,131 A 11/2000 Huff  
D443,954 S \* 6/2001 Blum et al. .... D28/41

\* cited by examiner

*Primary Examiner*—Robert M. Spear  
*Assistant Examiner*—Mimosa De

(57) **CLAIM**

The ornamental design for a headband, as shown and described.

**DESCRIPTION**

FIG. 1 is a perspective view of the headband of this invention.

FIG. 2 is a side perspective view, showing the headband of this invention on the head of a wearer. The broken line illustration is not part of the claimed design but is intended to show how hair may be inserted through the slotted opening of the headband.


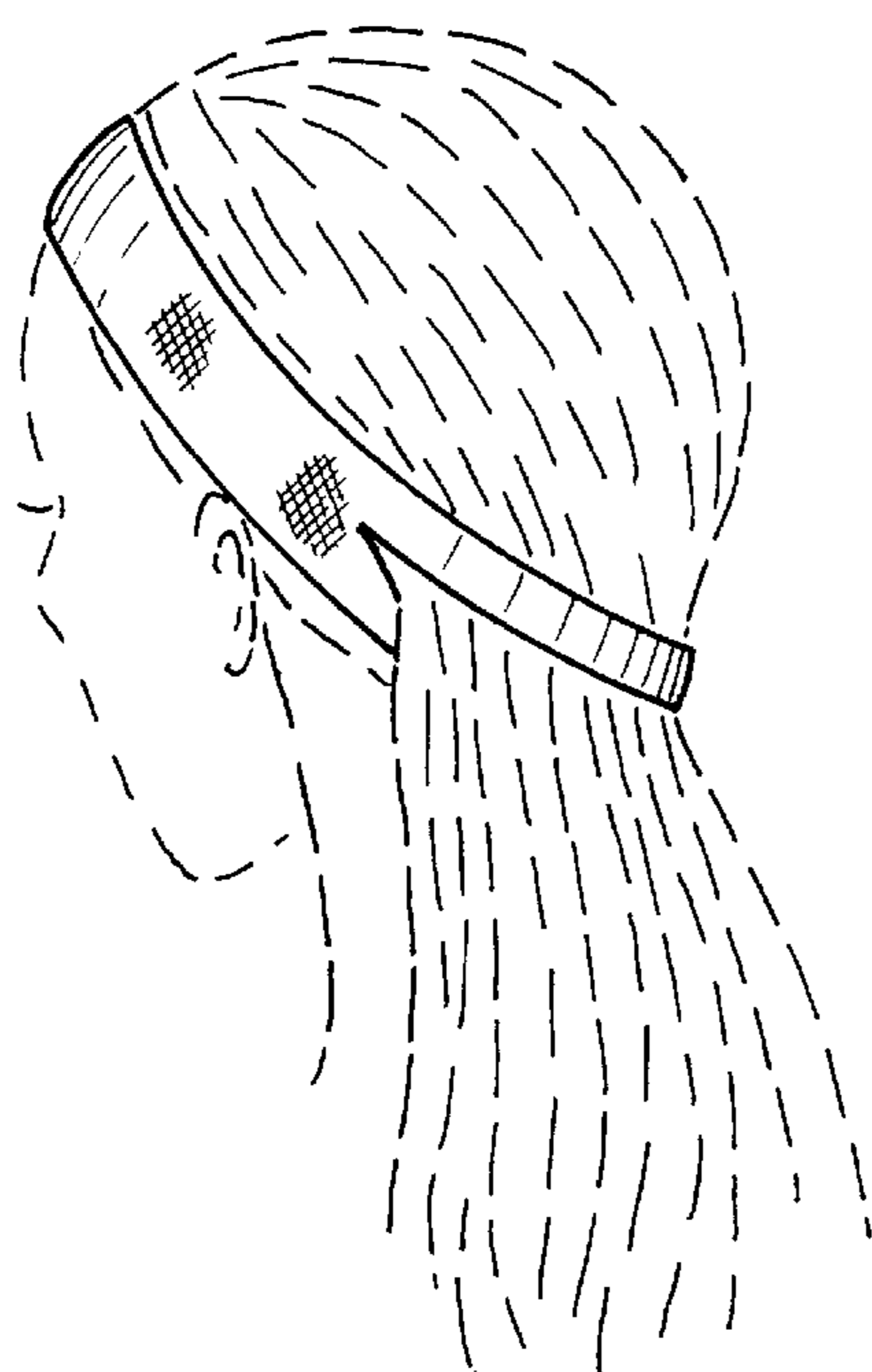
FIG. 3 is a front elevation view thereof.

FIG. 4 is a side perspective view, shows a wearer using the headband as an ear warmer. The broken line illustration is not part of the claimed design.

FIG. 5 is a side perspective view, showing a wearer employing the headband of this invention as a neck ornament or a neck warmer. The broken line illustration is not part of the claimed design; and,

FIG. 6 is a side perspective view, showing a wearer wearing the headband of this invention in a manner such that the slotted opening is positioned at the crown of the head instead of at the neck. The broken line illustration is not part of the claimed design.

**1 Claim, 2 Drawing Sheets**



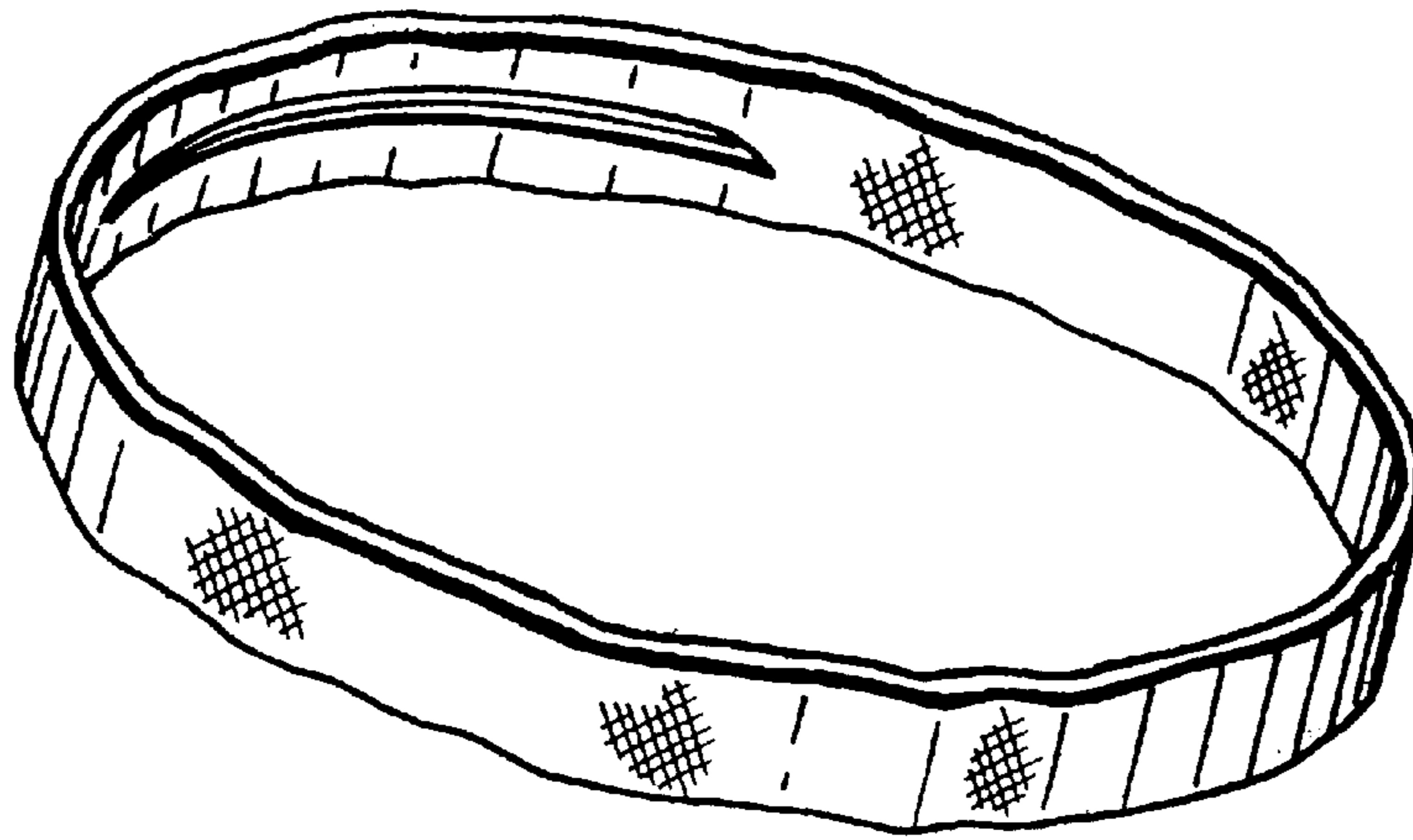


FIG. 1

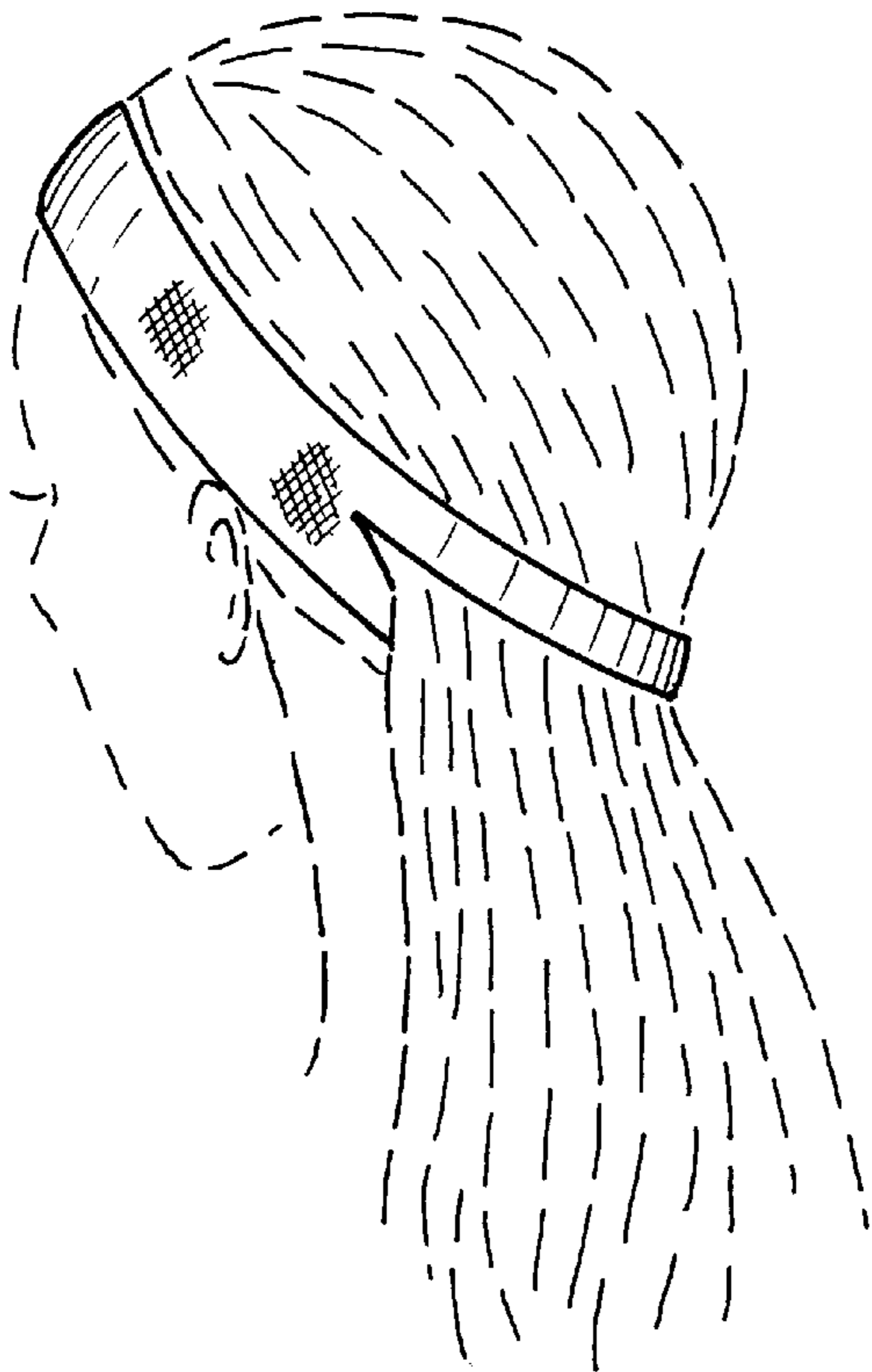


FIG. 2



FIG. 3

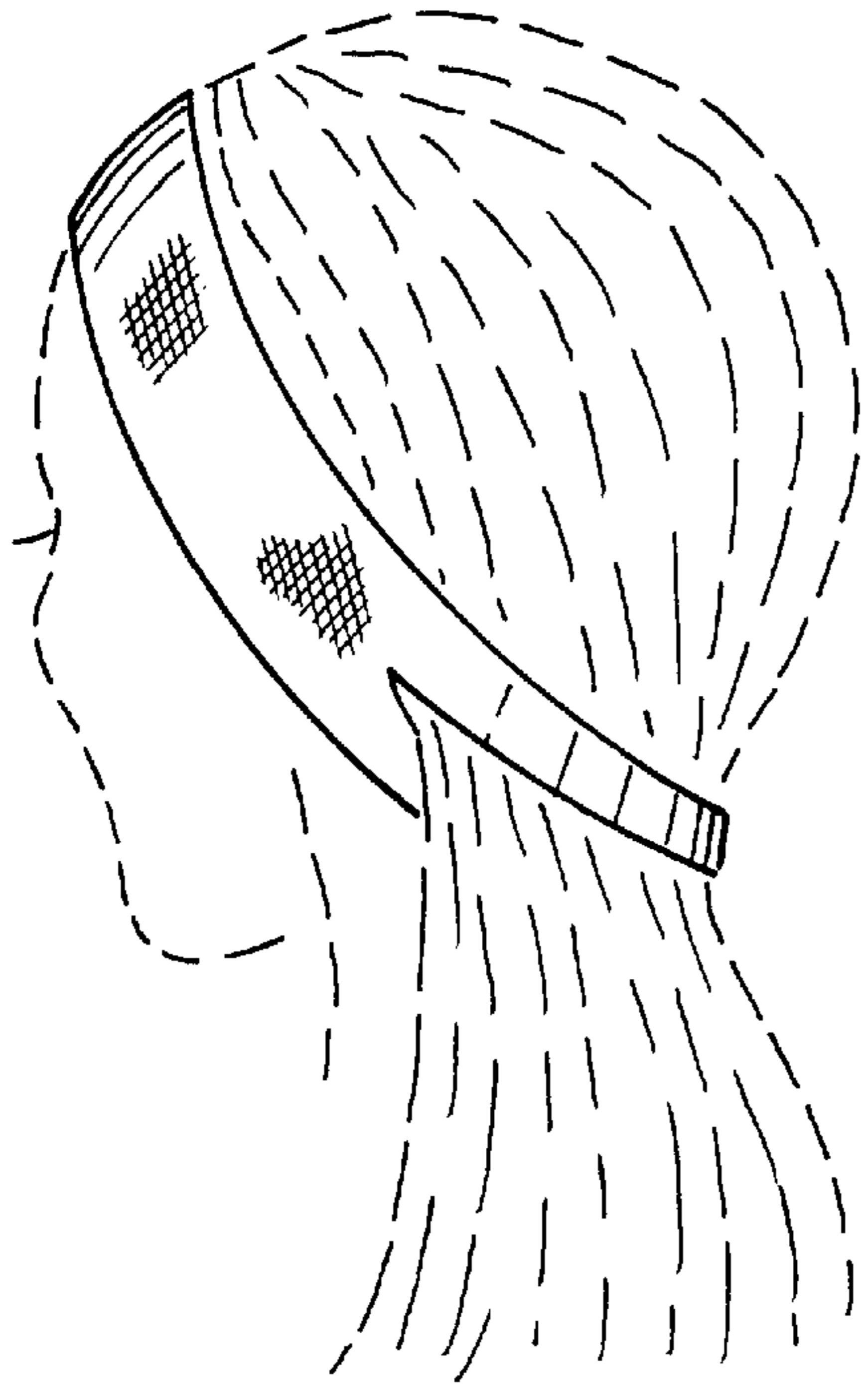


FIG. 4




FIG. 5

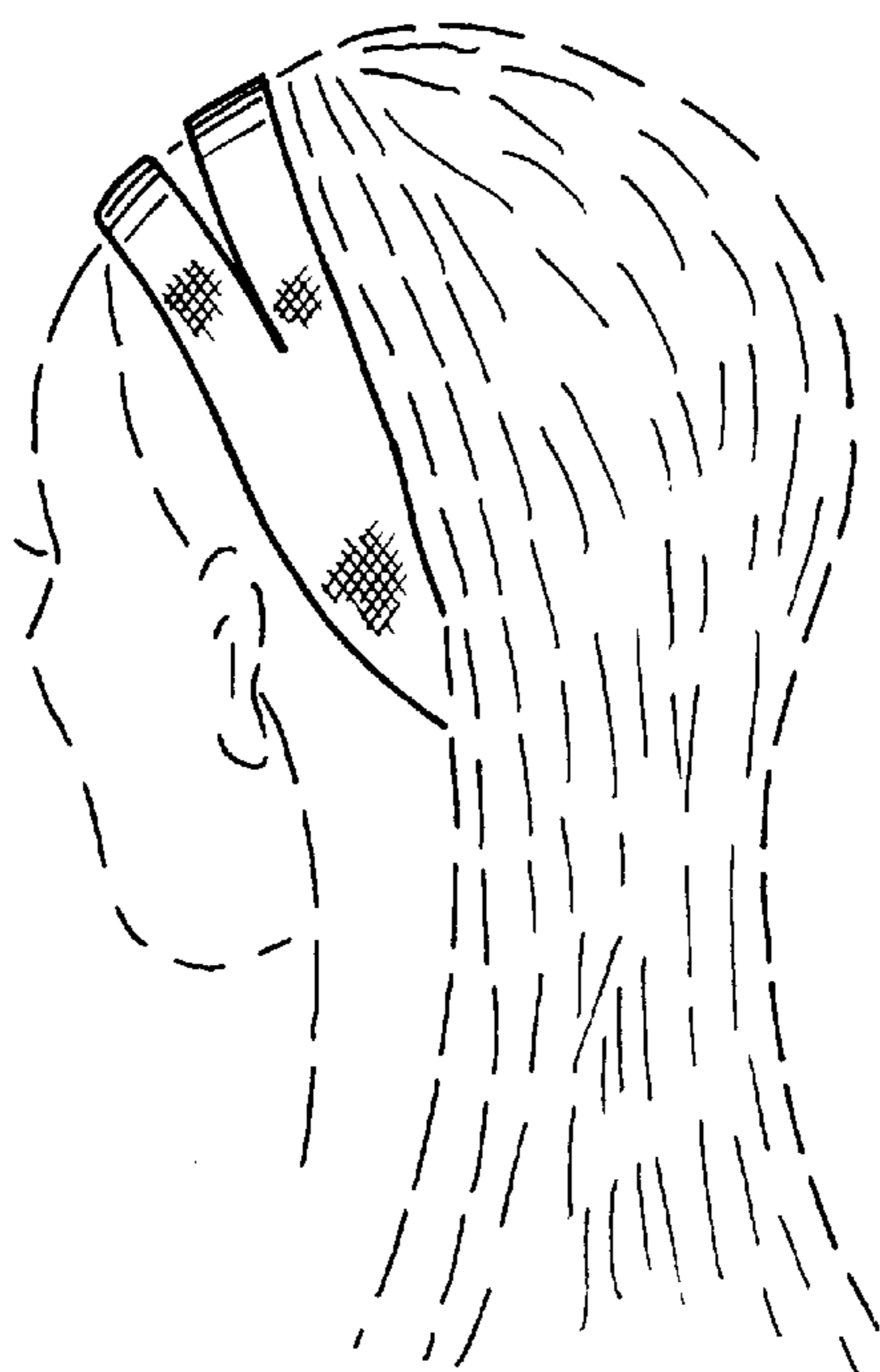


FIG. 6