

US00D497438S1

(12) **United States Design Patent**
Brody et al.

(10) **Patent No.:** **US D497,438 S**
(45) **Date of Patent:** **** Oct. 19, 2004**

(54) **TREE GRATE PORTION**

(75) Inventors: **Michele S. Brody**, New York, NY
(US); **Shawn M. Hauck**, East Jordan,
MI (US)

(73) Assignee: **East Jordan Iron Works, Inc.**, East
Jordan, MI (US)

(**) Term: **14 Years**

(21) Appl. No.: **29/185,825**

(22) Filed: **Jul. 3, 2003**

(51) **LOC (7) Cl.** **25-02**

(52) **U.S. Cl.** **D25/155; D8/1**

(58) **Field of Search** D25/199, 152,
D25/154, 155, 35, 36, 164; 52/102, 650;
404/2, 3, 4; 47/33, 65.6; D8/1

(56) **References Cited**

U.S. PATENT DOCUMENTS

- D229,080 S * 11/1973 Mihm D25/155
- D283,003 S * 3/1986 McKinley D8/1
- 4,986,025 A * 1/1991 Imperial 47/33

* cited by examiner

Primary Examiner—Doris Clark

(74) *Attorney, Agent, or Firm*—Warner Norcross & Judd

(57) **CLAIM**

The ornamental design for tree grate portion, as shown and described.

DESCRIPTION

FIG. 1 is a perspective view of the tree grate portion embodying the new design;

FIG. 2 is a top plan view thereof;

FIG. 3 is a left side elevational view thereof, the front elevational view being a mirror image thereof;

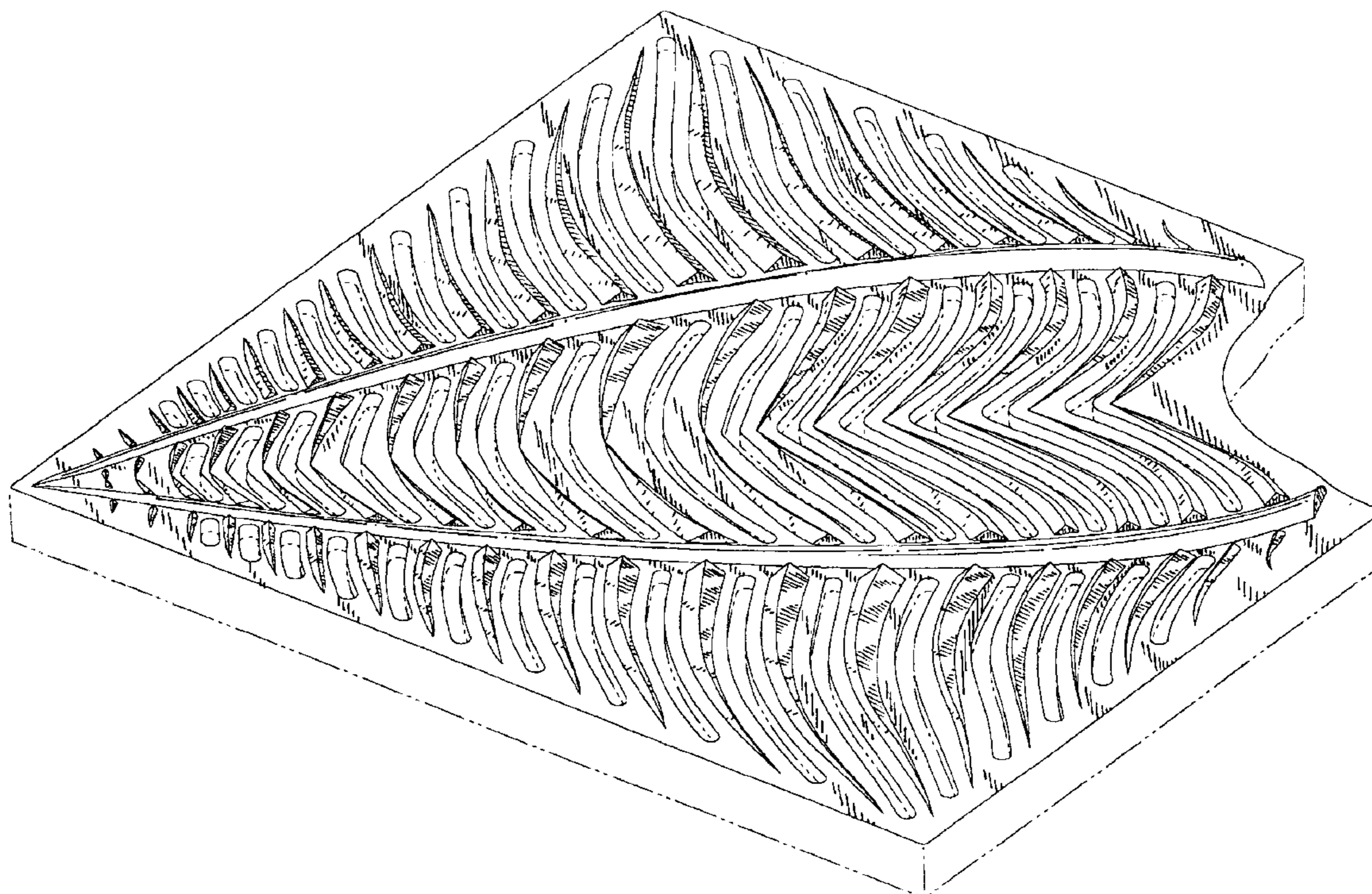
FIG. 4 is a right side elevational view thereof, the rear elevational view being a mirror image thereof;

FIG. 5 is a perspective view thereof, showing the remaining segments of an assembled tree grate in broken lines; and,

FIG. 6 is a top plan view thereof, showing the remaining segments of an assembled tree grate in broken lines.

FIGS. 1–6 show portions of a tree grate portion and an assembled tree grate in broken lines. The broken lines are shown for environmental purposes and form no part of the claimed design.

1 Claim, 5 Drawing Sheets



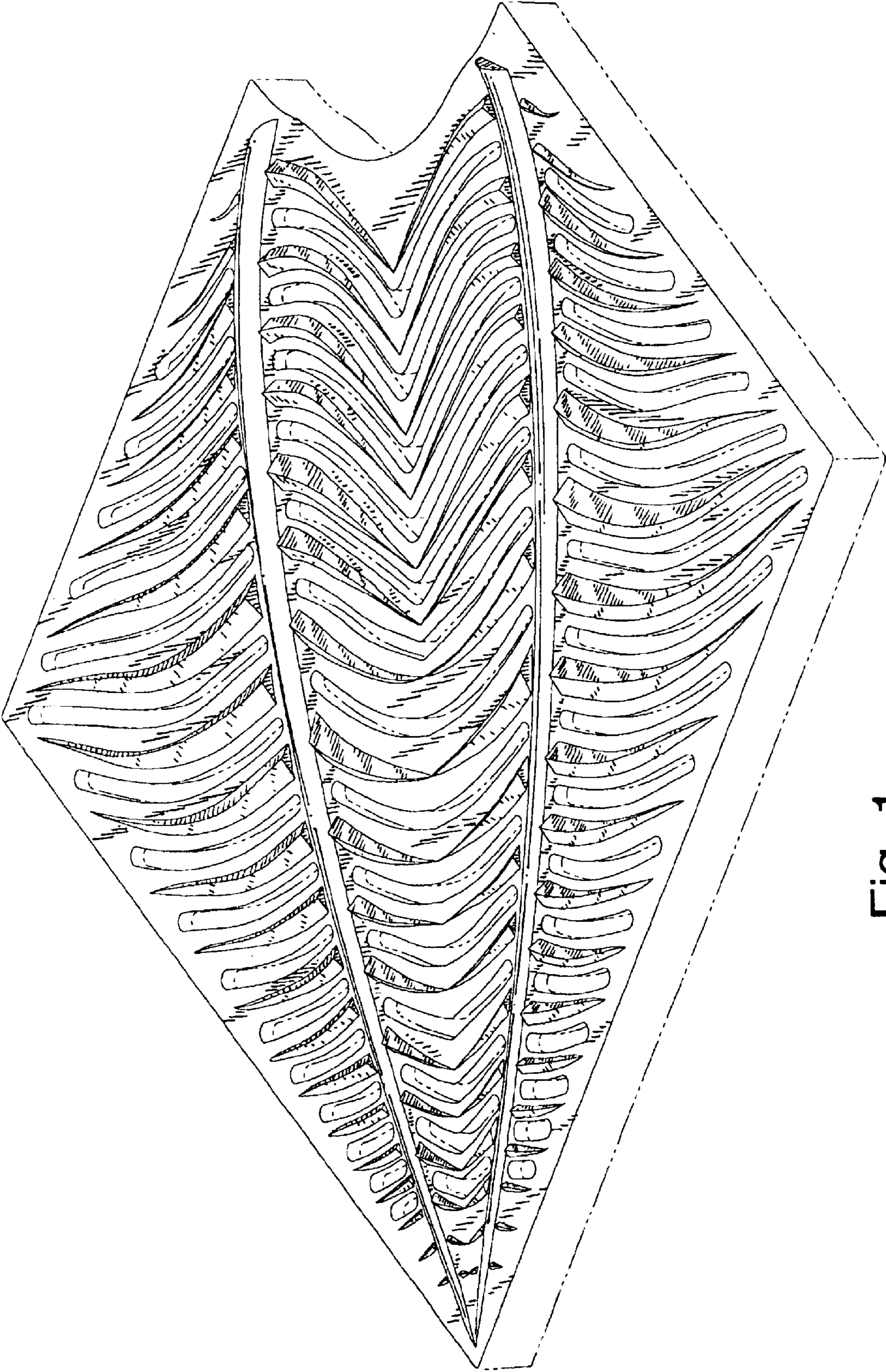


Fig. 1

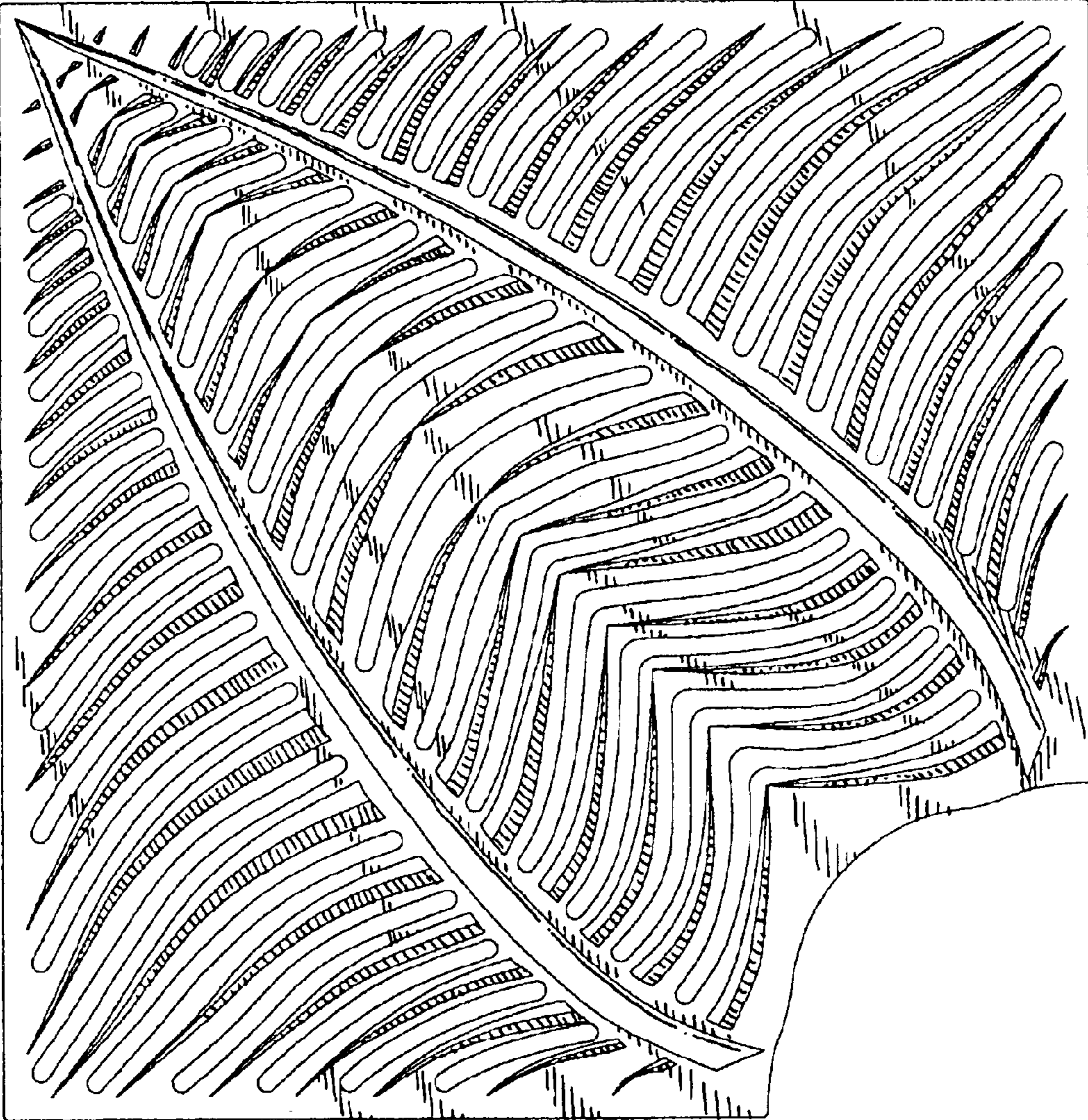


Fig. 2




Fig. 3




Fig. 4

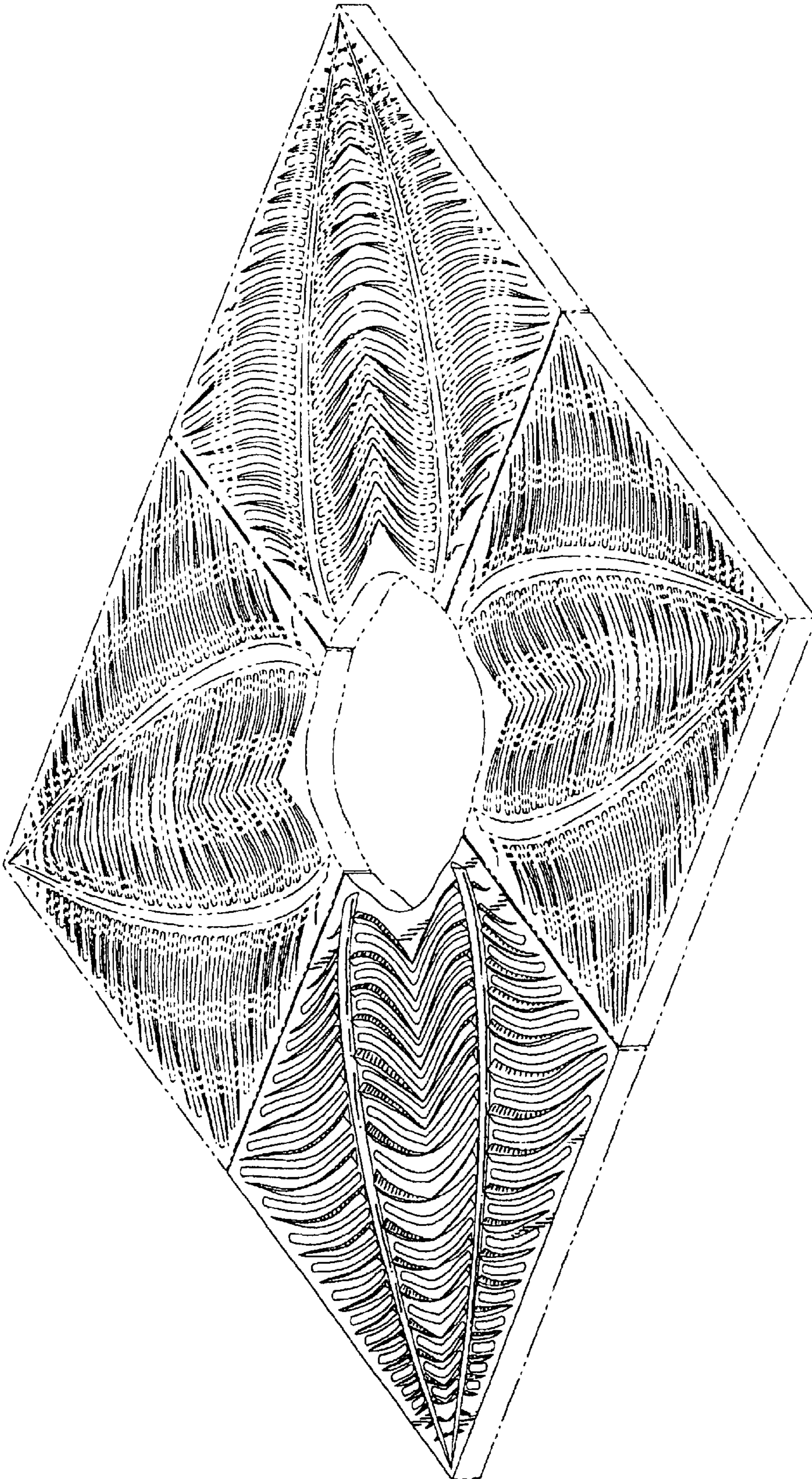


Fig. 5




Fig. 6