

US00D497424S1

(12) **United States Design Patent**  
**Morillas**

(10) **Patent No.:** **US D497,424 S**

(45) **Date of Patent:** **\*\* Oct. 19, 2004**

(54) **AIR FRESHENER DEVICE**

(75) **Inventor:** **Lluis Morillas, Barcelona (ES)**

(73) **Assignee:** **Reckitt Benckiser Limited., Slough (GB)**

(\*\*) **Term:** **14 Years**

(21) **Appl. No.:** **29/177,706**

(22) **Filed:** **Mar. 14, 2003**

(30) **Foreign Application Priority Data**

Sep. 16, 2002 (GB) ..... 3007048

(51) **LOC (7) Cl.** ..... **23-04**

(52) **U.S. Cl.** ..... **D23/366**

(58) **Field of Search** ..... D23/366-369;  
261/DIG. 65; 239/53-60, 34; 422/122,  
305

(56) **References Cited**

**U.S. PATENT DOCUMENTS**

D431,075 S \* 9/2000 Barraclough ..... D23/366

D441,441 S \* 5/2001 Upson ..... D23/366

D487,308 S \* 3/2004 Engerant ..... D23/366

\* cited by examiner

*Primary Examiner*—Lisa Lichtenstein

(74) *Attorney, Agent, or Firm*—Norris McLaughlin & Marcus PA

(57) **CLAIM**

The ornamental design for an air freshener device, as shown and described.

**DESCRIPTION**

FIG. 1 is a side perspective view of a face of the air freshener device.

FIG. 2 is a side perspective view of a face of the air freshener device.

FIG. 3 is a plan view of the face of the air freshener device depicted on FIG. 1.

FIG. 4 is a plan view of the face of the air freshener device depicted on FIG. 2.


FIG. 5 is a plan view of the top of the air freshener device.

FIG. 6 is plan view of the bottom of the air freshener device.

FIG. 7 is a plan view of one side of the air freshener device; and,

FIG. 8 is a plan view of a side of the air freshener device.

**1 Claim, 2 Drawing Sheets**






Fig.1.




Fig.2.




Fig.3.




Fig.4.

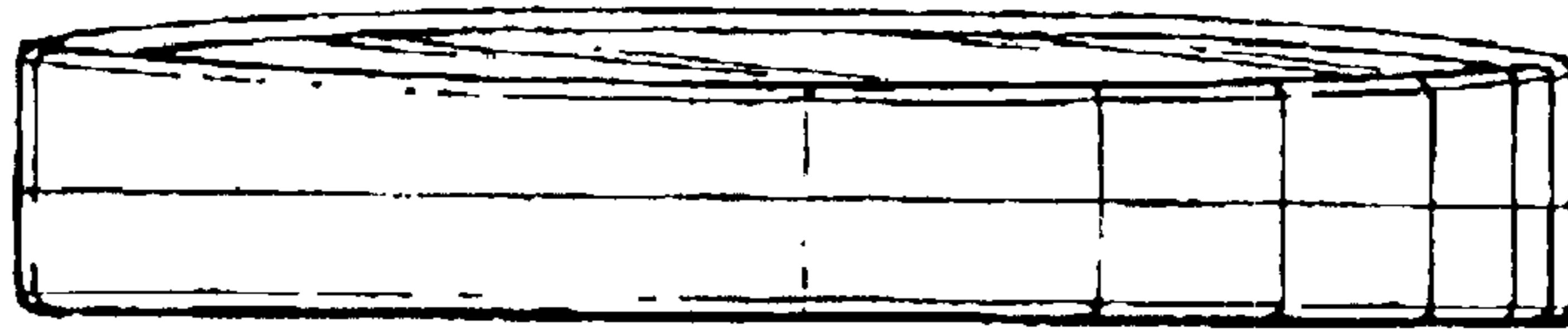


Fig.5.

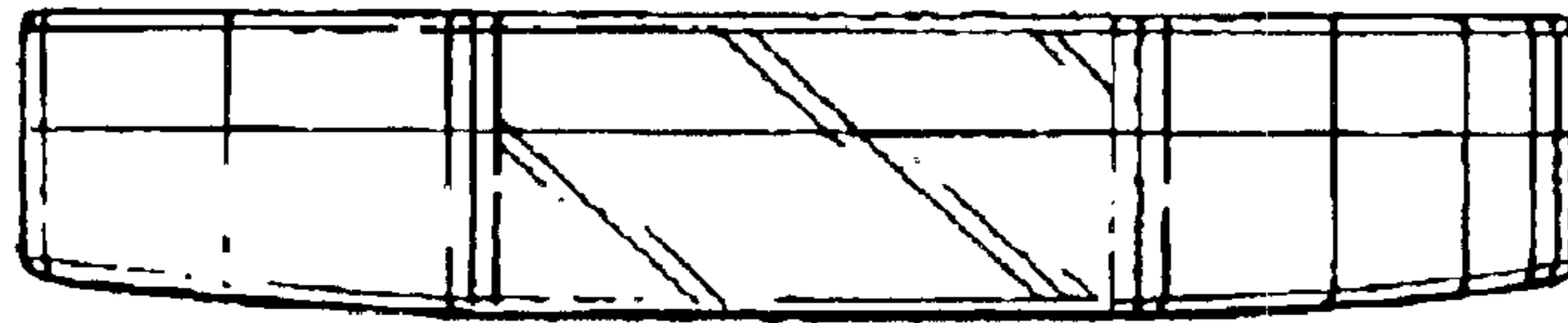


Fig.6.

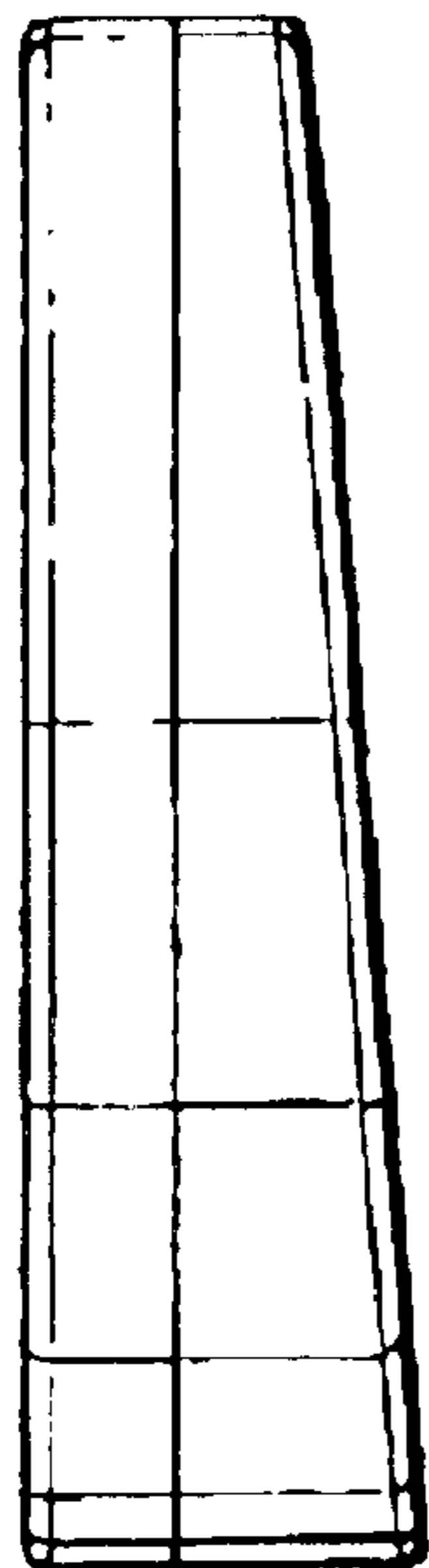


Fig.7.

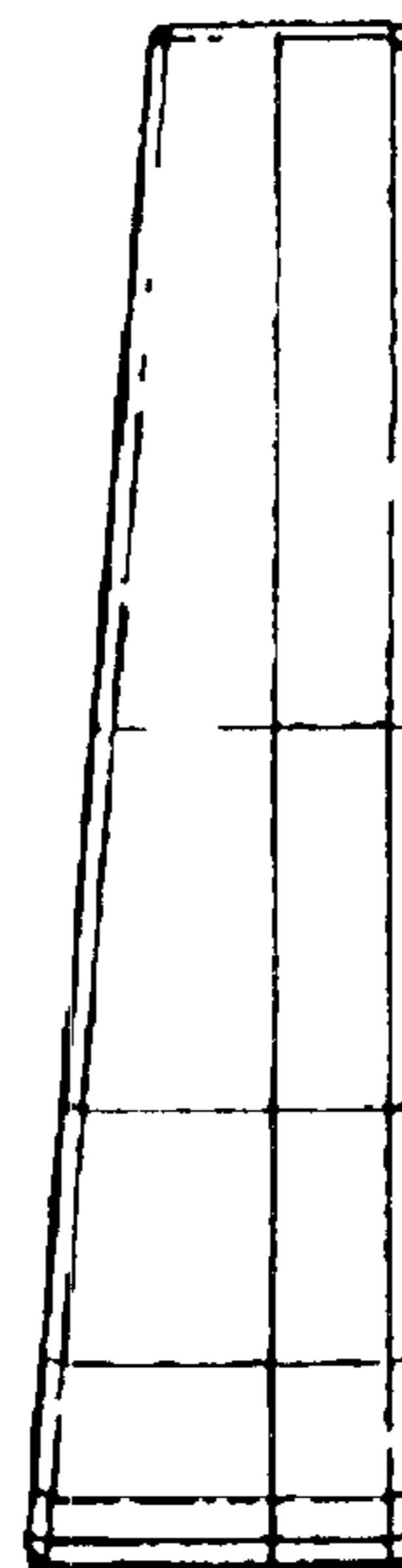


Fig.8.