

US00D497389S1

(12) **United States Design Patent**  
**Katami**

(10) **Patent No.:** **US D497,389 S**  
(45) **Date of Patent:** **\*\* Oct. 19, 2004**

(54) **BALL POINT PEN**

(75) **Inventor:** **Kazunori Katami**, Tsurugashima (JP)

(73) **Assignee:** **Tombow Pencil Co., Ltd.**, Tokyo (JP)

(\*\*) **Term:** **14 Years**

(21) **Appl. No.:** **29/198,135**

(22) **Filed:** **Jan. 27, 2004**

(30) **Foreign Application Priority Data**

Jul. 28, 2003 (JP) ..... 2003-021663

(51) **LOC (7) Cl.** ..... **19-06**

(52) **U.S. Cl.** ..... **D19/46; D19/49; D19/51**

(58) **Field of Search** ..... D19/35, 36, 41-51,  
D19/53-58, 81-85; 401/99, 100-103, 104-106,  
107-110, 111-117, 209

(56) **References Cited**

**U.S. PATENT DOCUMENTS**

D80,362 S \* 1/1930 Cuthbert et al. .... D19/51  
D83,181 S \* 1/1931 Stevenson ..... D19/36  
2,690,163 A \* 9/1954 Randolph ..... 401/116

D407,437 S \* 3/1999 Worther ..... D19/46  
D462,991 S \* 9/2002 Podszuweit ..... D19/51  
D474,237 S \* 5/2003 Levine ..... D19/42

\* cited by examiner

*Primary Examiner*—Martie K. Holtje

(74) *Attorney, Agent, or Firm*—Birch, Stewart, Kolasch & Birch, LLP

(57) **CLAIM**

The ornamental design for a ball point pen, as shown and described.

**DESCRIPTION**

FIG. 1 is a front elevational view of a ball point pen showing my new design;  
FIG. 2 is a right side elevational view, the left side being identical thereto;  
FIG. 3 is a rear elevational view thereof;  
FIG. 4 is a top plan view;  
FIG. 5 is a right side elevational view with the writing tip extended; and,  
FIG. 6 is a perspective view of FIG. 5.

**1 Claim, 2 Drawing Sheets**





FIG. 1



FIG. 4




FIG. 2

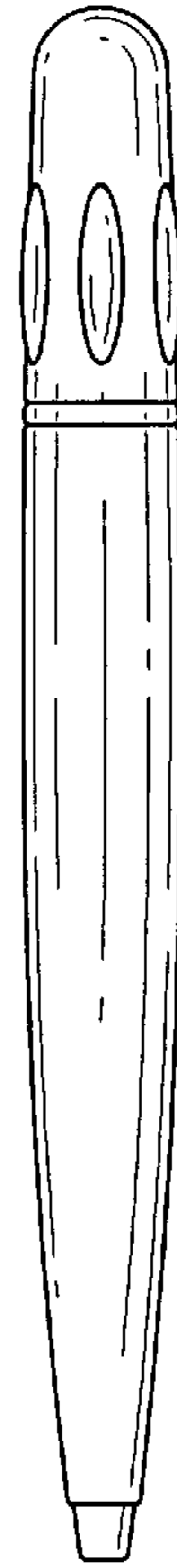


FIG. 3




FIG. 5



FIG. 6