

US00D497386S1

(12) **United States Design Patent**  
**Yant**

(10) **Patent No.:** **US D497,386 S**

(45) **Date of Patent:** **\*\* Oct. 19, 2004**

(54) **CONTACT PLANNER**

(76) **Inventor:** **Sheila K. Yant**, 500 Southview Plz.  
PMB113, Suite 1, O'Fallon, IL (US)  
62269

(\*\*) **Term:** **14 Years**

(21) **Appl. No.:** **29/174,895**

(22) **Filed:** **Jan. 27, 2003**

(51) **LOC (7) Cl.** ..... **19-04**

(52) **U.S. Cl.** ..... **D19/33; D6/626**

(58) **Field of Search** ..... D19/1, 2, 26, 27,  
D19/33; D6/626, 300-303, 314; 402/79,  
80 R, 80 P, 70; 281/31, 33, 38, 36; 40/700,  
701, 737, 726, 765, 771, 775, 776, 798

(56) **References Cited**

**U.S. PATENT DOCUMENTS**

4,508,366 A \* 4/1985 Brindle ..... 281/36  
4,852,740 A \* 8/1989 Sellar et al. .... 281/31 X  
4,974,983 A \* 12/1990 Givati ..... 402/80 R

5,433,546 A \* 7/1995 Kershaw ..... 402/79  
5,489,120 A \* 2/1996 Thornsburg ..... 281/33  
D411,402 S \* 6/1999 Udwin et al. .... D6/626  
6,289,615 B1 \* 9/2001 Kytlica ..... 40/776 X

\* cited by examiner

*Primary Examiner*—Martie K. Holtje

(74) *Attorney, Agent, or Firm*—Polster, Lieder, Woodruff &  
Lucchesi, L.C.

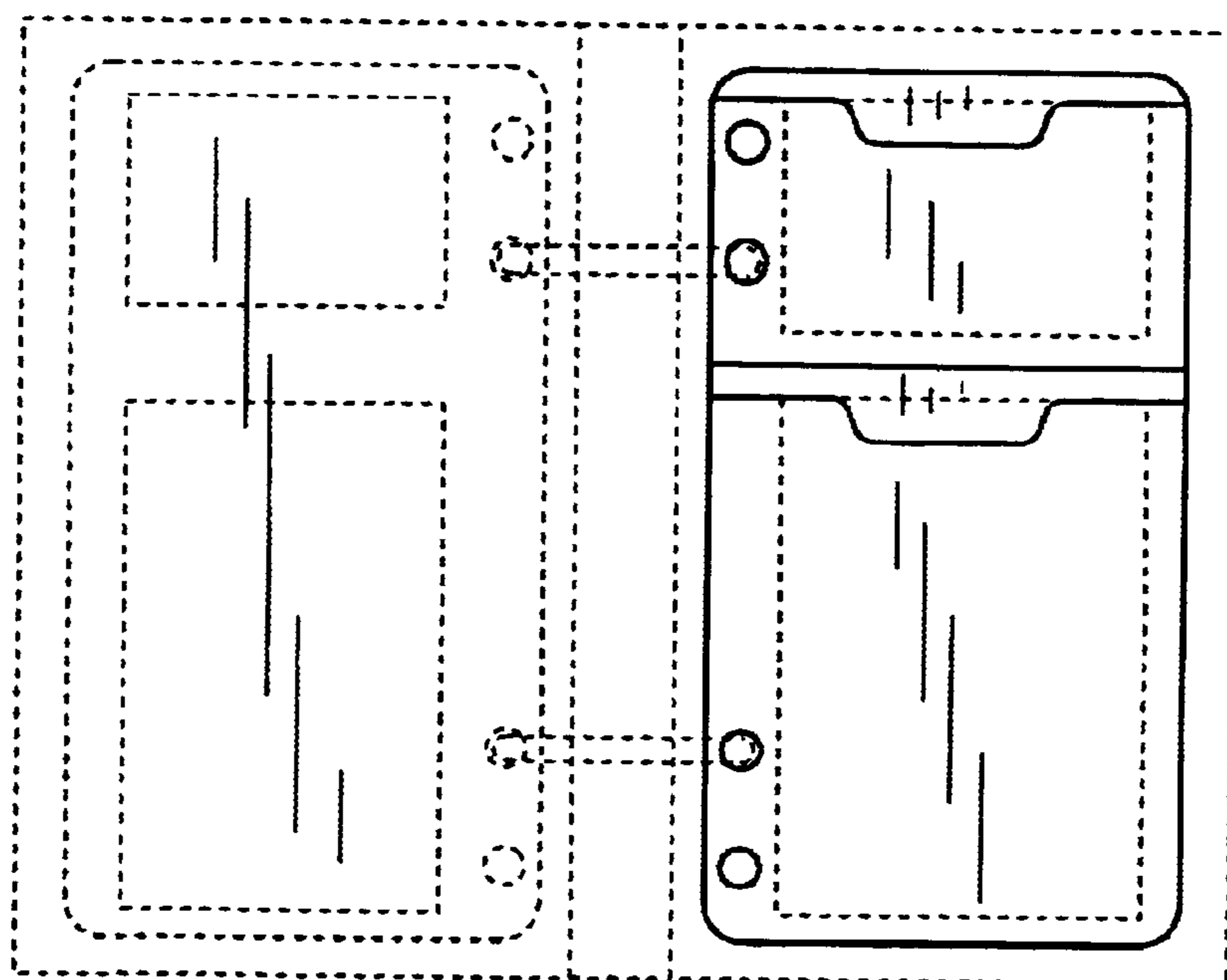
(57) **CLAIM**

The ornamental design for a contact planner, as shown and described.

**DESCRIPTION**

FIG. 1 is a front elevation view of a contact planner of the present invention; FIG. 2 is a rear elevation view of the contact planner; and, FIG. 3 is a second front elevation view, the contact information cards and notebook structure depicted by means of broken lines being shown for illustrative purposes only and forming no part of the claimed design.

**1 Claim, 1 Drawing Sheet**



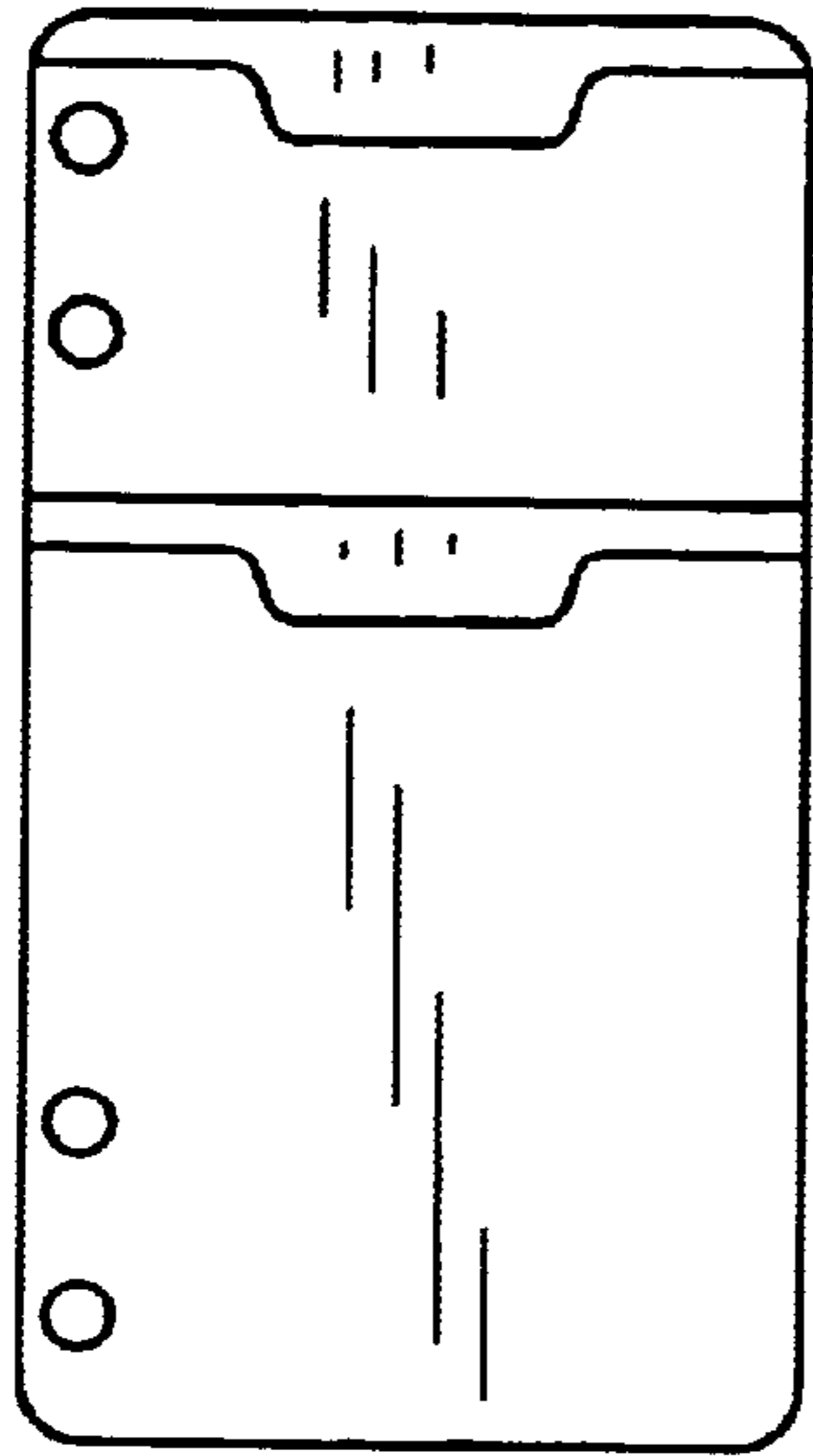


FIG. 1

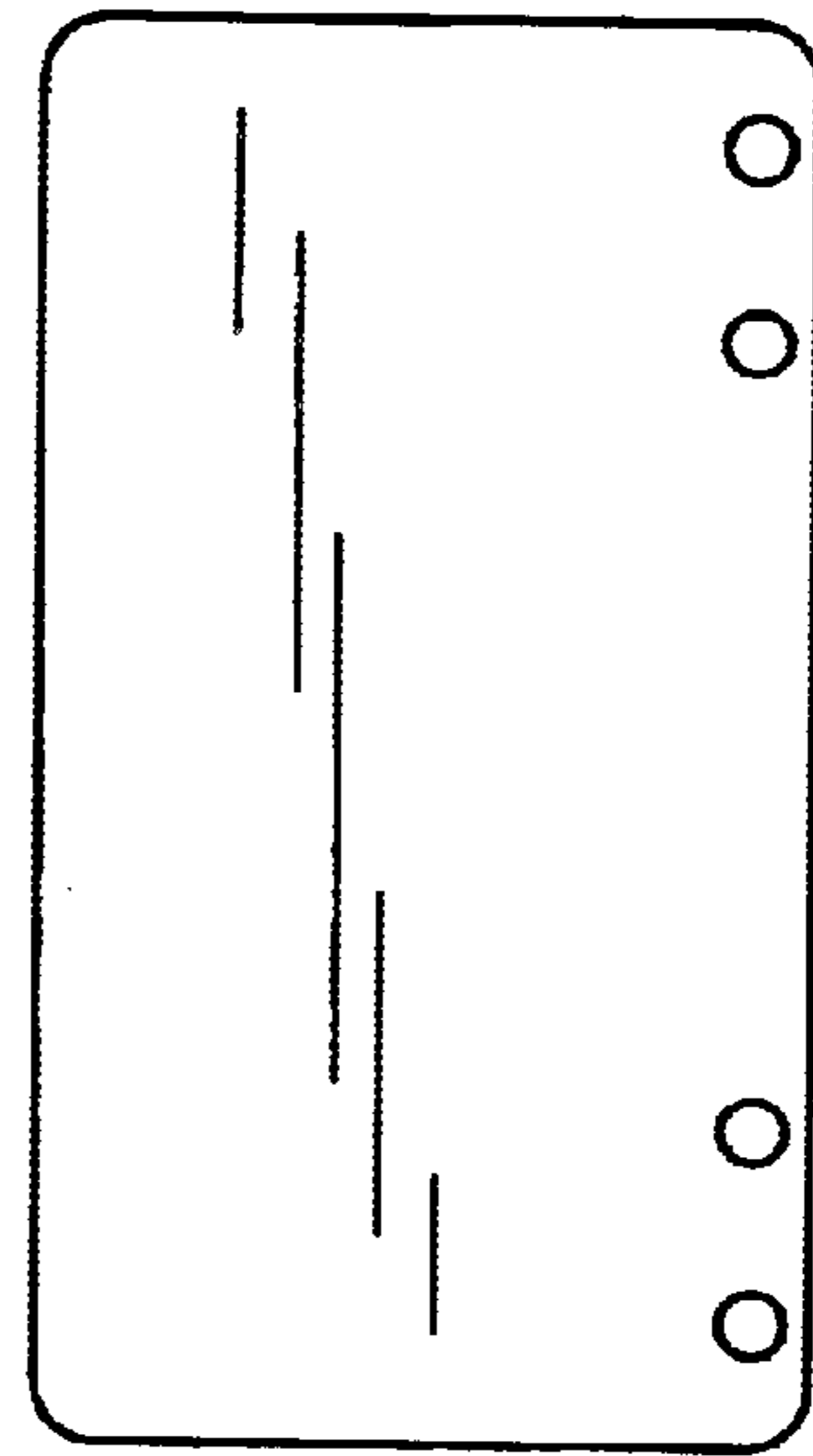


FIG. 2

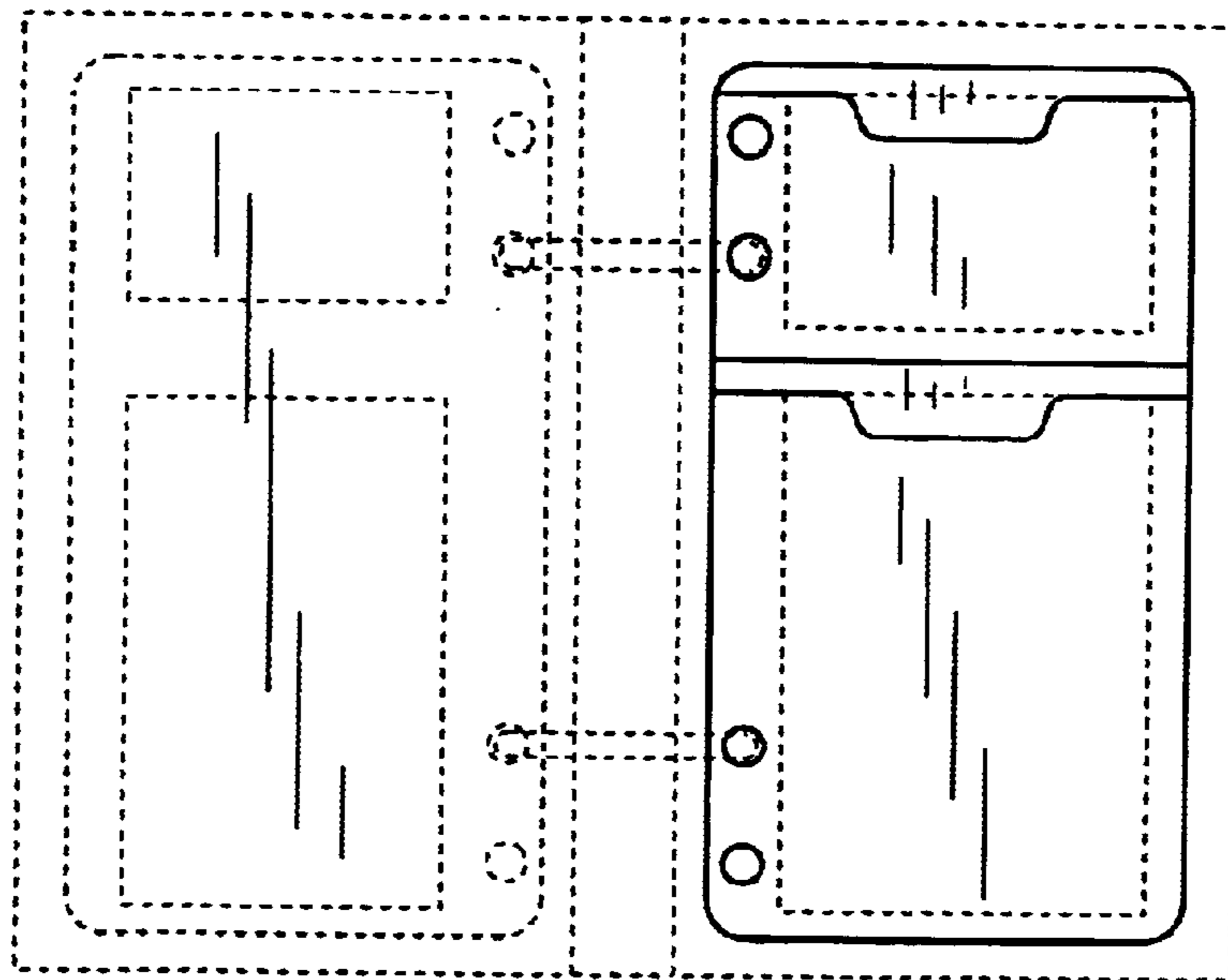


FIG. 3