

US00D497377S1

(12) **United States Design Patent**
Waggoner et al.

(10) **Patent No.: US D497,377 S**
(45) **Date of Patent: ** Oct. 19, 2004**

(54) **HANDHELD LIGHTED MAGNIFIER**

(76) Inventors: **Juli H. Waggoner**, 652 Deforest Rd.,
Coppell, TX (US) 75019; **Robert E. Waggoner, Jr.**, 652 Deforest Rd.,
Coppell, TX (US) 75019

(**) Term: **14 Years**

(21) Appl. No.: **29/200,281**

(22) Filed: **Feb. 26, 2004**

(51) **LOC (7) Cl. 16-06**

(52) **U.S. Cl. D16/135**

(58) **Field of Search** D16/130, 134,
D16/135; 359/802, 803, 808, 811, 819,
817, 821; D19/32, 34, 56, 65

(56) **References Cited**

U.S. PATENT DOCUMENTS

D166,170 S * 3/1952 Blum D16/135
D178,766 S * 9/1956 Cressaty D16/135
D324,529 S * 3/1992 Moriyama D16/135
D324,872 S * 3/1992 Serchuk D16/135

D365,363 S * 12/1995 Terino D19/34
D367,487 S * 2/1996 Segan D16/135
D411,215 S * 6/1999 Byram D16/135

* cited by examiner

Primary Examiner—Paula A. Greene

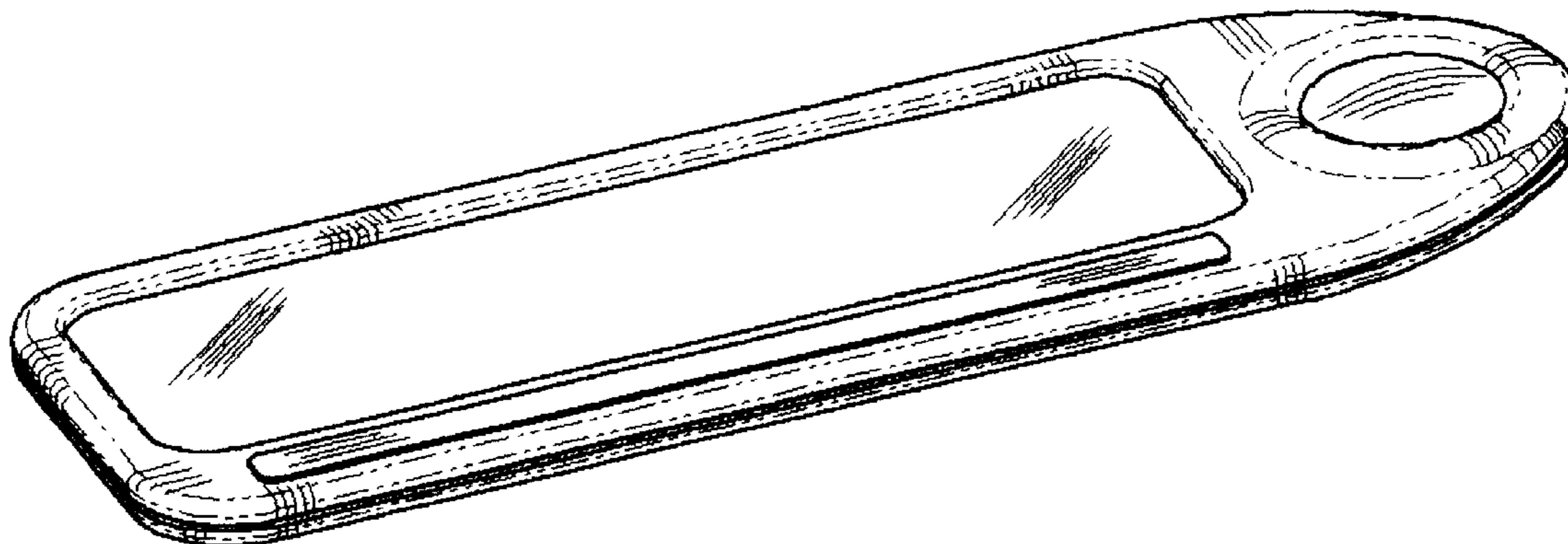
(57) **CLAIM**

The ornamental design for a handheld lighted magnifier, as shown and described.

DESCRIPTION

FIG. 1 is a perspective view of a handheld magnifier showing my new design;
FIG. 2 is a front elevation view;
FIG. 3 is a bottom elevation view, the opposite side elevation is identical;
FIG. 4 is a rear elevation view;
FIG. 5 is a right side elevation view; and,
FIG. 6 is a left side elevation view.
The broken lines are for illustrative purposes only and forms no part of the claimed design.

1 Claim, 3 Drawing Sheets






FIG. 1

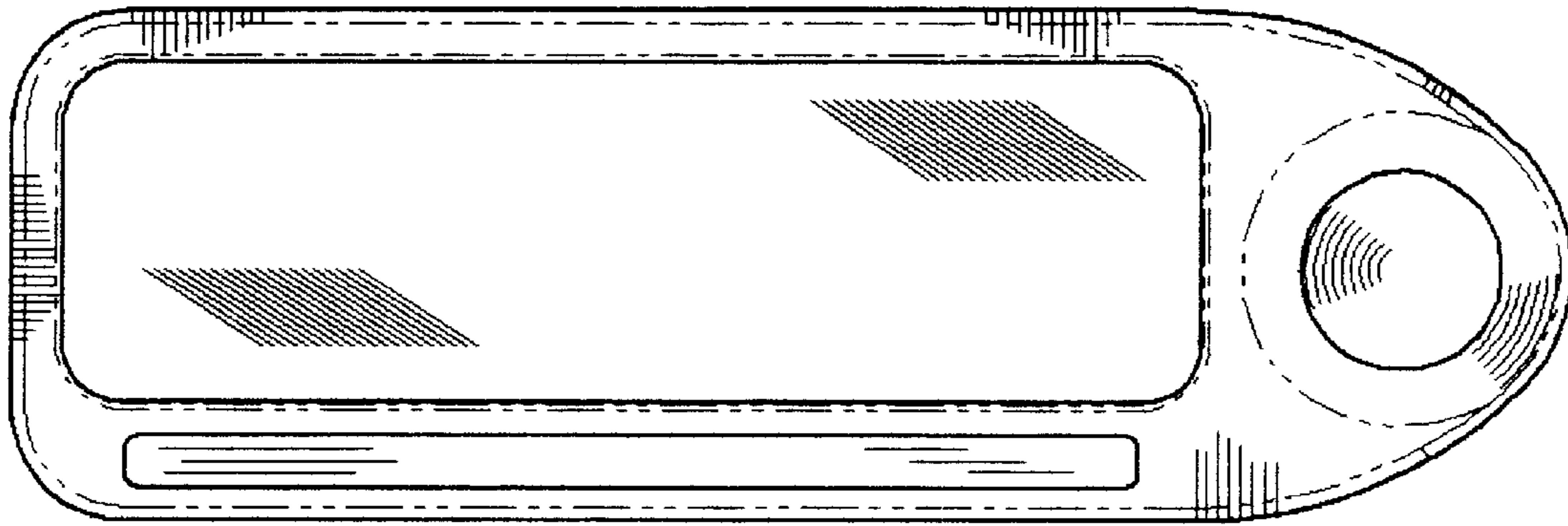


FIG. 2




FIG. 3




FIG. 4



FIG. 5



FIG. 6