



US00D497367S1

(12) **United States Design Patent** (10) **Patent No.:** **US D497,367 S**  
**Wasko et al.** (45) **Date of Patent:** **\*\* Oct. 19, 2004**

(54) **USER INTERFACE FOR COMPUTER DISPLAY**

(75) Inventors: **Timothy E. Wasko**, High River (CA);  
**Steven P. Jobs**, Palo Alto, CA (US)

(73) Assignee: **Apple Computer, Inc.**, Cupertino, CA (US)

(\*\*) Term: **14 Years**

(21) Appl. No.: **29/135,280**

(22) Filed: **Jan. 8, 2001**

(51) **LOC (7) Cl.** ..... **14-02**

(52) **U.S. Cl.** ..... **D14/489**

(58) **Field of Search** ..... D14/485-95; D18/24-33;  
D19/6; D20/11; D21/324-33, 374; 345/700-26,  
764-866; D11/96

(56) **References Cited**

**U.S. PATENT DOCUMENTS**

- D52,261 S \* 8/1918 Barnard
- D210,788 S \* 4/1968 Ischinger
- D403,673 S \* 1/1999 Arora et al.
- D451,536 S \* 12/2001 Cornille

**OTHER PUBLICATIONS**

Symbol Sourcebook, Henry Dreyfuss, Van Nostrand Reinhold Co., crushing mill symbol, p. 46, manual steering symbol, p. 108, supercharger symbol, p. 164, 1972.\*  
Symbol Sourcebook, Henry Dreyfuss, Van Nostrand Reinhold Co., bicycle, system, coral, cotton blowing fan, torque converter, occupied symbols, p. 169, 1972.\*

\* cited by examiner

*Primary Examiner*—M. H. Tung

(74) *Attorney, Agent, or Firm*—Burns, Doane, Swecker & Mathis, LLP

(57) **CLAIM**

The ornamental design for a user interface for computer display, as shown and described.

**DESCRIPTION**

A portion of the disclosure of this patent document contains material to which a claim for copyright and trademark is made. The copyright and trademark owner has no objection to the facsimile reproduction by anyone of the patent document or the patent disclosure, as it appears in the Patent and Trademark Office patent file or records, but reserves all other copyright and trademark rights whatsoever.

The file of this patent contains at least one drawing executed in color. Copies of this patent with color drawings will be provided by the Patent and Trademark Office upon request and payment of the necessary fee.

FIG. 1 is a front view of a user interface for a computer display showing our new design;

FIG. 2 is a front view of a second embodiment thereof;

FIG. 3 is a front view of a third embodiment thereof;

FIG. 4 is a front view of a fourth embodiment thereof;

FIG. 5 is a front view of a fifth embodiment thereof;

FIG. 6 is a front view of a sixth embodiment thereof;

FIG. 7 is a front view of a seventh embodiment thereof;

FIG. 8 is a front view of an eighth embodiment thereof;

FIG. 9 is a front view of a ninth embodiment thereof;

FIG. 10 is a front view of a tenth embodiment thereof;

FIG. 11 is a front view of an eleventh embodiment thereof;


and,

FIG. 12 is a front view of a twelfth embodiment thereof.

The broken line drawing of a computer display in all views is for illustrative purposes only and forms no part of the claimed design.

**1 Claim, 1 Drawing Sheet**

**(1 of 1 Drawing Sheet(s) Filed in Color)**



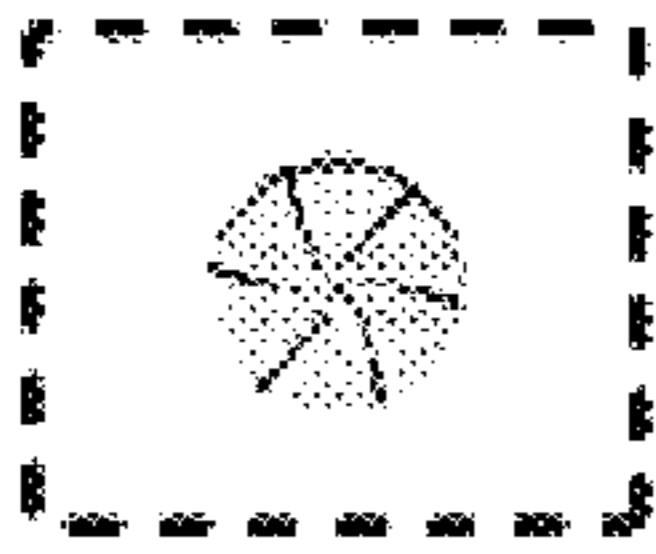


Figure 1

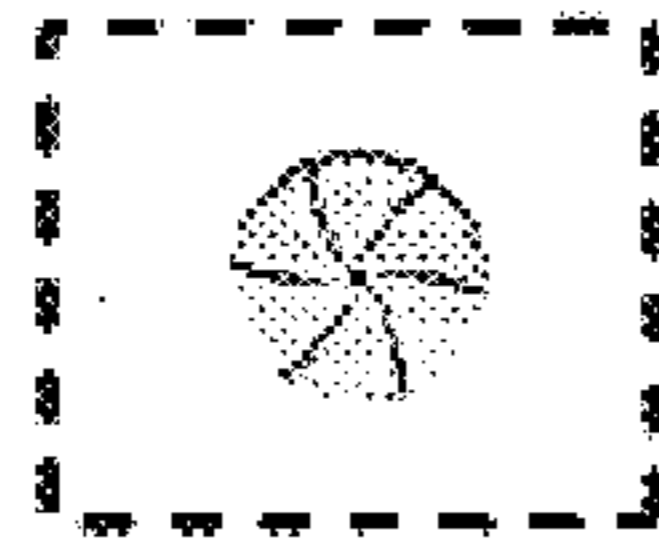


Figure 2

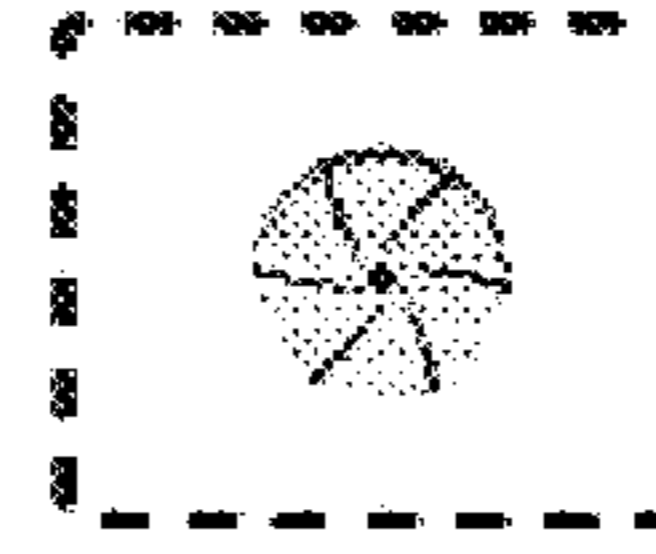


Figure 3

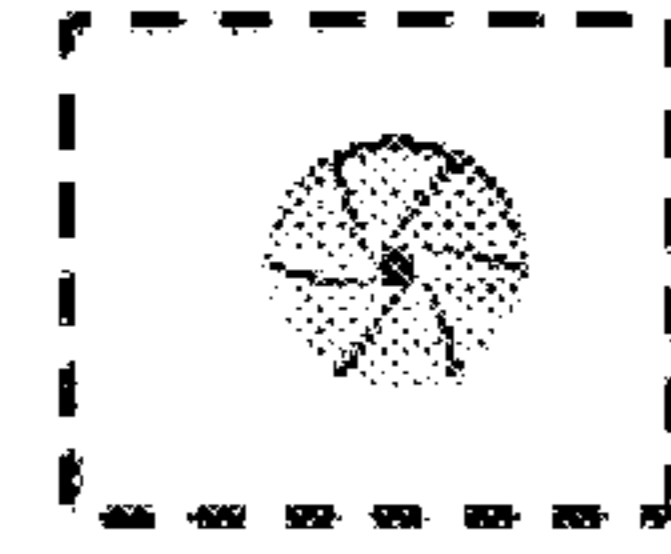


Figure 4




Figure 5

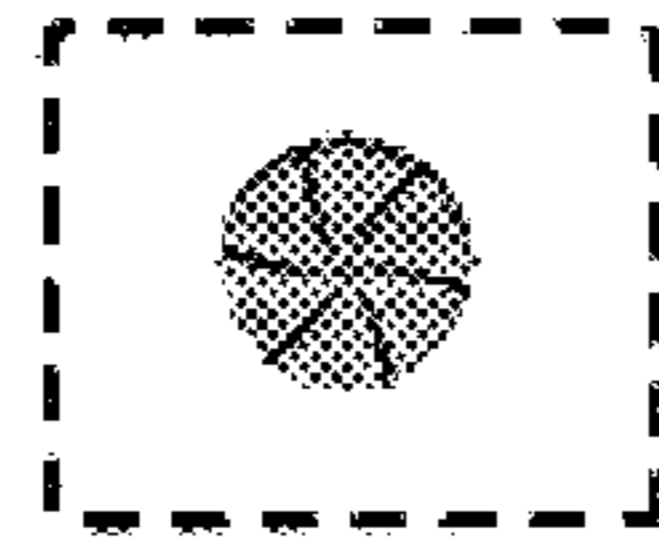


Figure 6

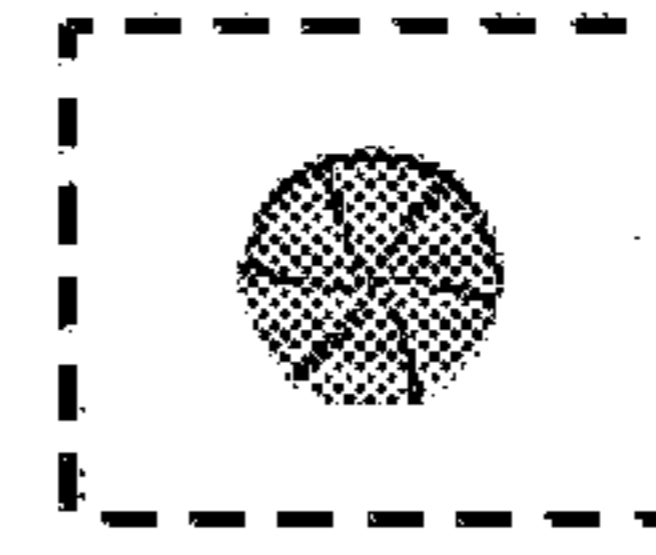


Figure 7

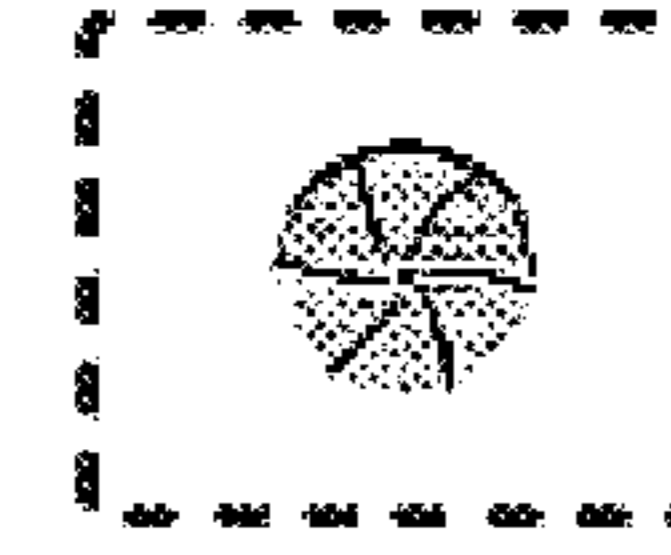


Figure 8

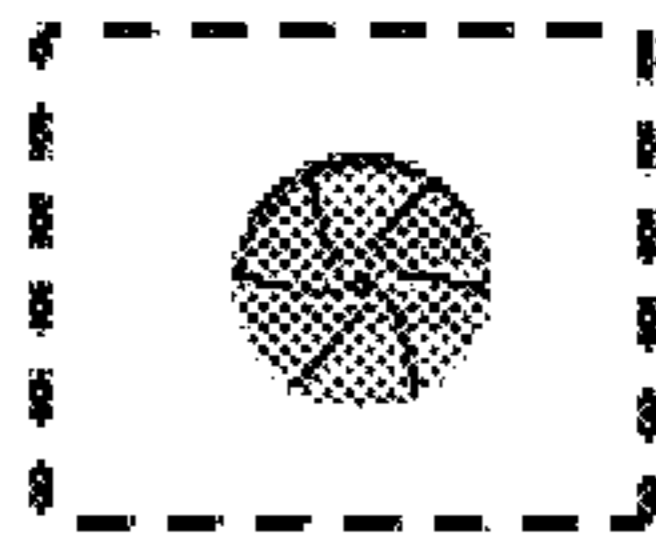


Figure 9

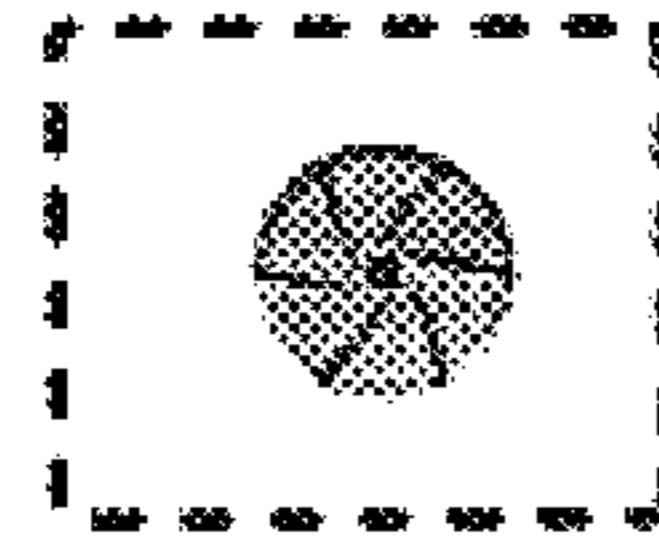


Figure 10

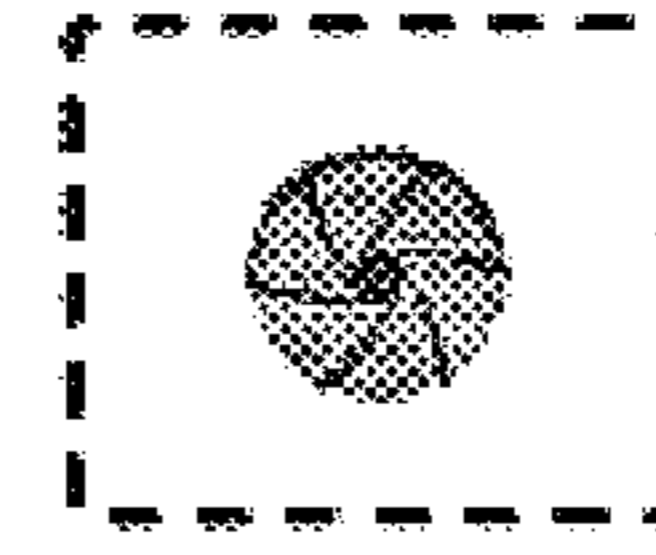


Figure 11




Figure 12