

US00D497365S1

(12) **United States Design Patent**  
**Hussaini et al.**

(10) **Patent No.:** **US D497,365 S**  
(45) **Date of Patent:** **\*\* Oct. 19, 2004**

(54) **STEERING WHEEL ASSEMBLY FOR A VIDEO GAMING DEVICE**

6,159,099 A \* 12/2000 Chen ..... 463/37  
6,279,906 B1 \* 8/2001 Sanderson et al. .... 273/148 B

(75) Inventors: **Saied Hussaini**, Miami, FL (US); **Marc Iacovelli**, Miami, FL (US)

\* cited by examiner

*Primary Examiner*—Prabhakar Deshmukh

(73) Assignee: **Intec, Inc.**, Miami, FL (US)

(74) *Attorney, Agent, or Firm*—Liniak, Berenato & White

(\*\*) Term: **14 Years**

(57) **CLAIM**

The ornamental design for a steering wheel assembly for a video gaming device, as shown and described.

(21) Appl. No.: **29/193,773**

(22) Filed: **Nov. 14, 2003**

**DESCRIPTION**

(51) **LOC (7) Cl.** ..... **14-02**

FIG. 1 is a perspective view of the steering wheel assembly for a video gaming device according to the present invention.

(52) **U.S. Cl.** ..... **D14/414; D14/416; D21/333; D21/385; D21/566**

FIG. 2 is a left side view of the steering wheel assembly for a video gaming device of FIG. 1.

(58) **Field of Search** ..... D14/400, 401, D14/414, 416, 412, 432; D21/324, 333, 385, 477, 561, 566; 273/148 B; 463/1, 3, 30-47; 434/45, 46

FIG. 3 is a left side view of the steering wheel assembly for a video gaming device of FIG. 2 in an alternate position.

FIG. 4 is a right side view of the steering wheel assembly for a video gaming device of FIG. 1.

(56) **References Cited**

**U.S. PATENT DOCUMENTS**

- D297,028 S \* 8/1988 McCann ..... D21/566
- 4,887,966 A \* 12/1989 Gellerman ..... 463/38
- 5,056,787 A \* 10/1991 Mitsuyoshi ..... 273/148 B
- D328,315 S \* 7/1992 Shulman ..... D14/414
- 5,317,336 A \* 5/1994 Hall ..... 345/164
- D379,203 S \* 5/1997 Oikawa ..... D14/401
- D380,503 S \* 7/1997 Tyler ..... D21/385
- D393,493 S \* 4/1998 Lee ..... D21/477
- 5,829,745 A \* 11/1998 Houle ..... 273/148 B

FIG. 5 is a front view of the steering wheel assembly for a video gaming device of FIG. 1.

FIG. 6 is a rear view of the steering wheel assembly for a video gaming device of FIG. 1.

FIG. 7 is a top view of the steering wheel assembly for a video gaming device of FIG. 1; and,

FIG. 8 is a bottom view of the steering wheel assembly for a video gaming device of FIG. 1.

**1 Claim, 8 Drawing Sheets**

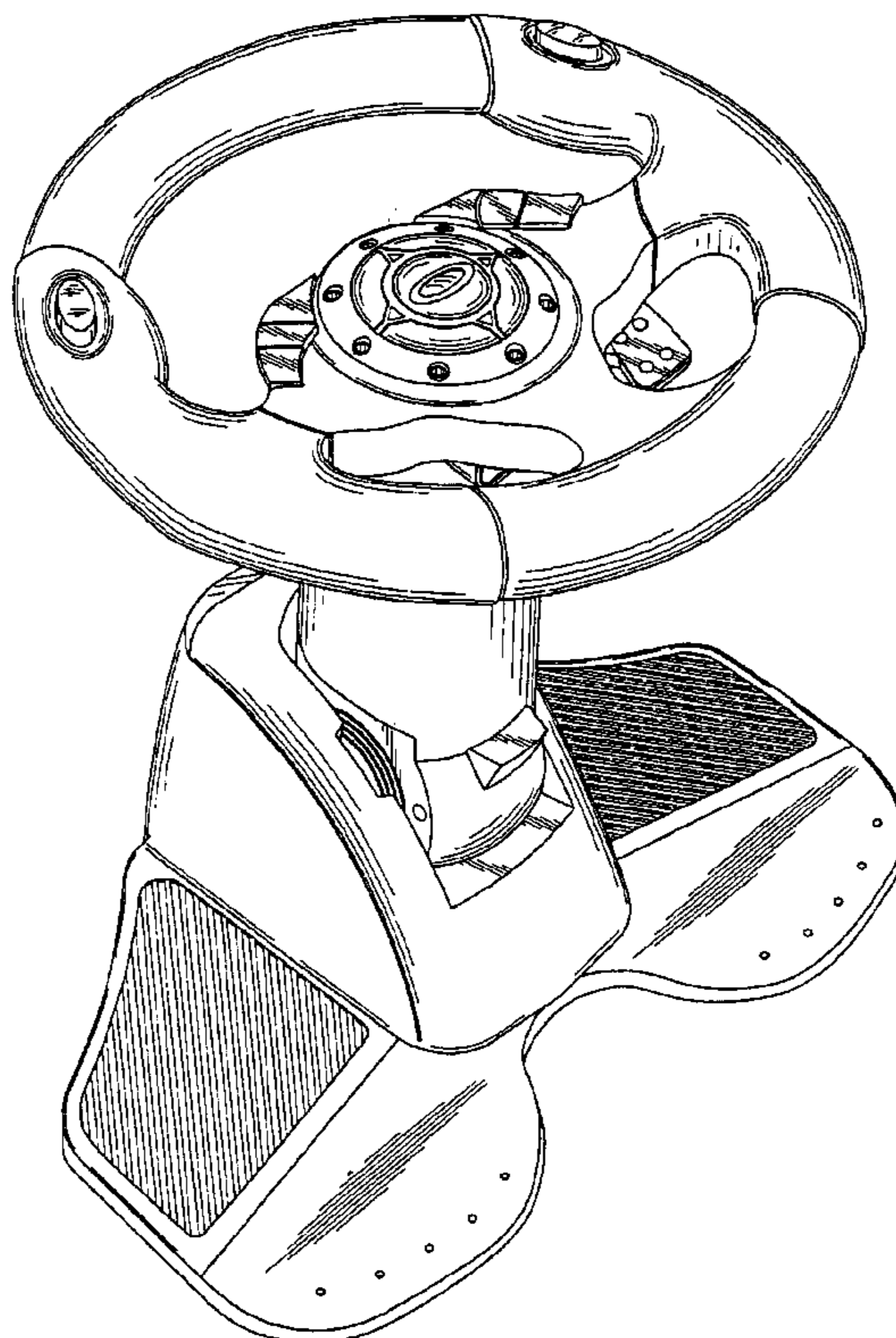


Fig. 1




Fig. 2

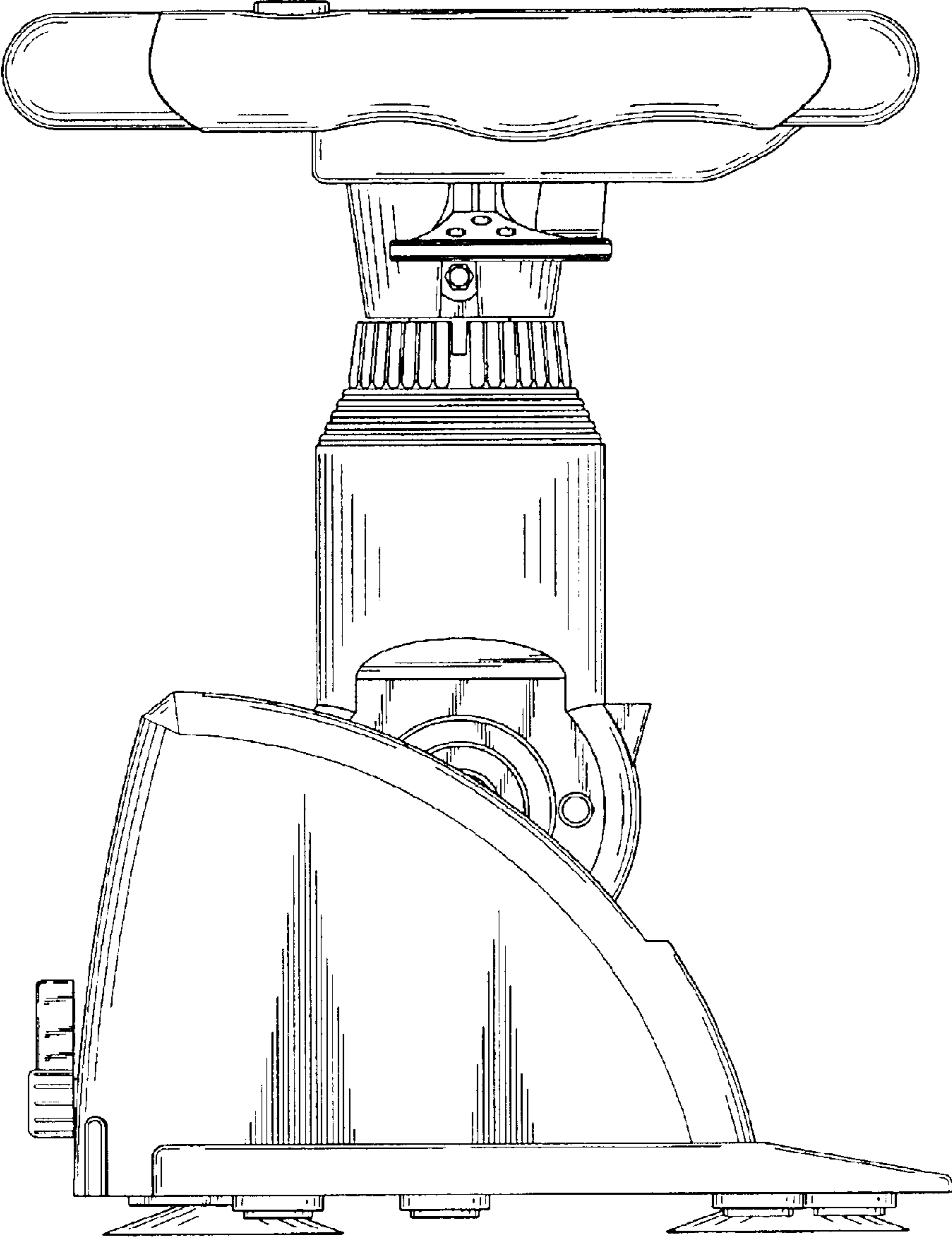


Fig. 3

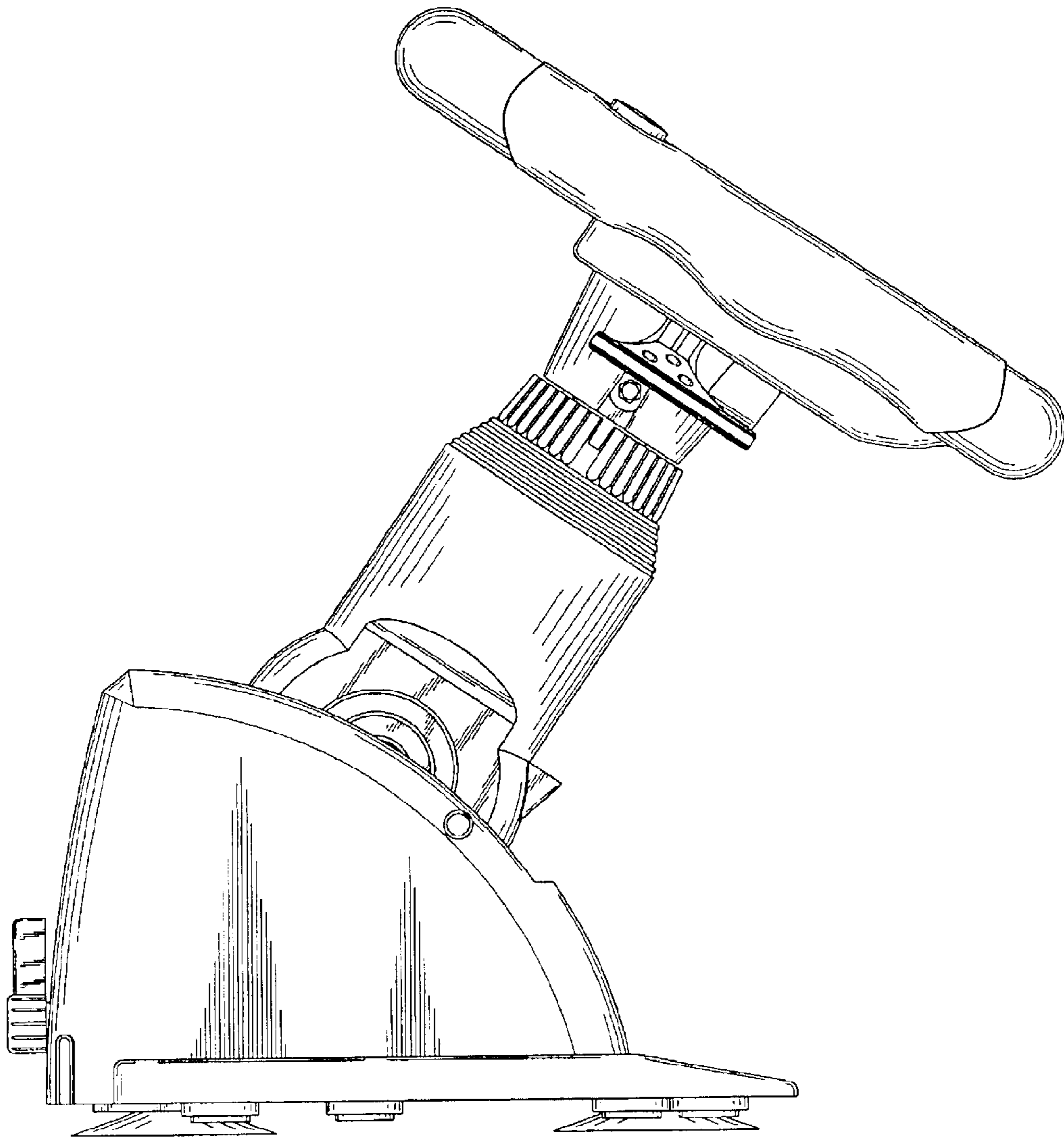


Fig. 4

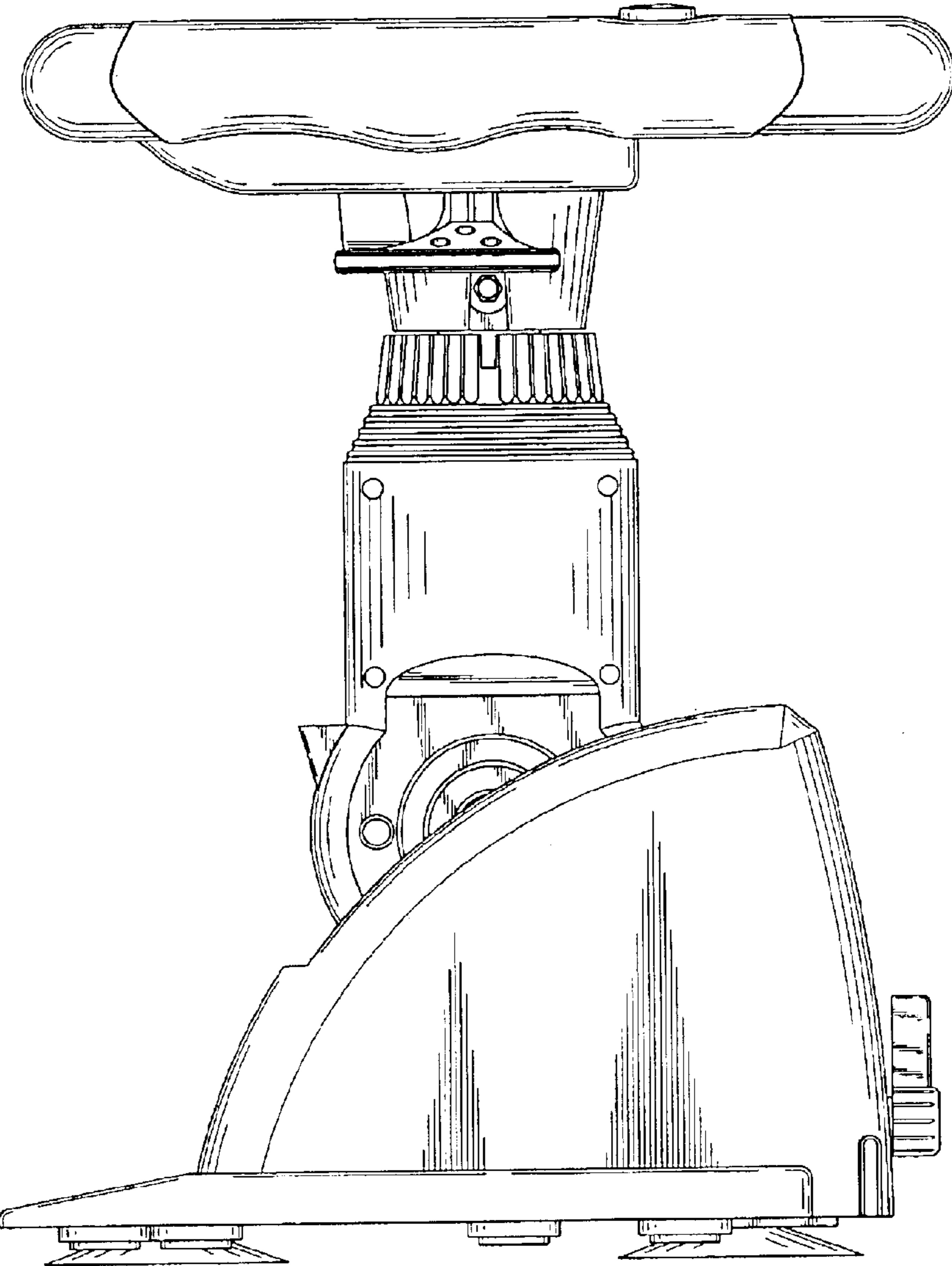


Fig. 5

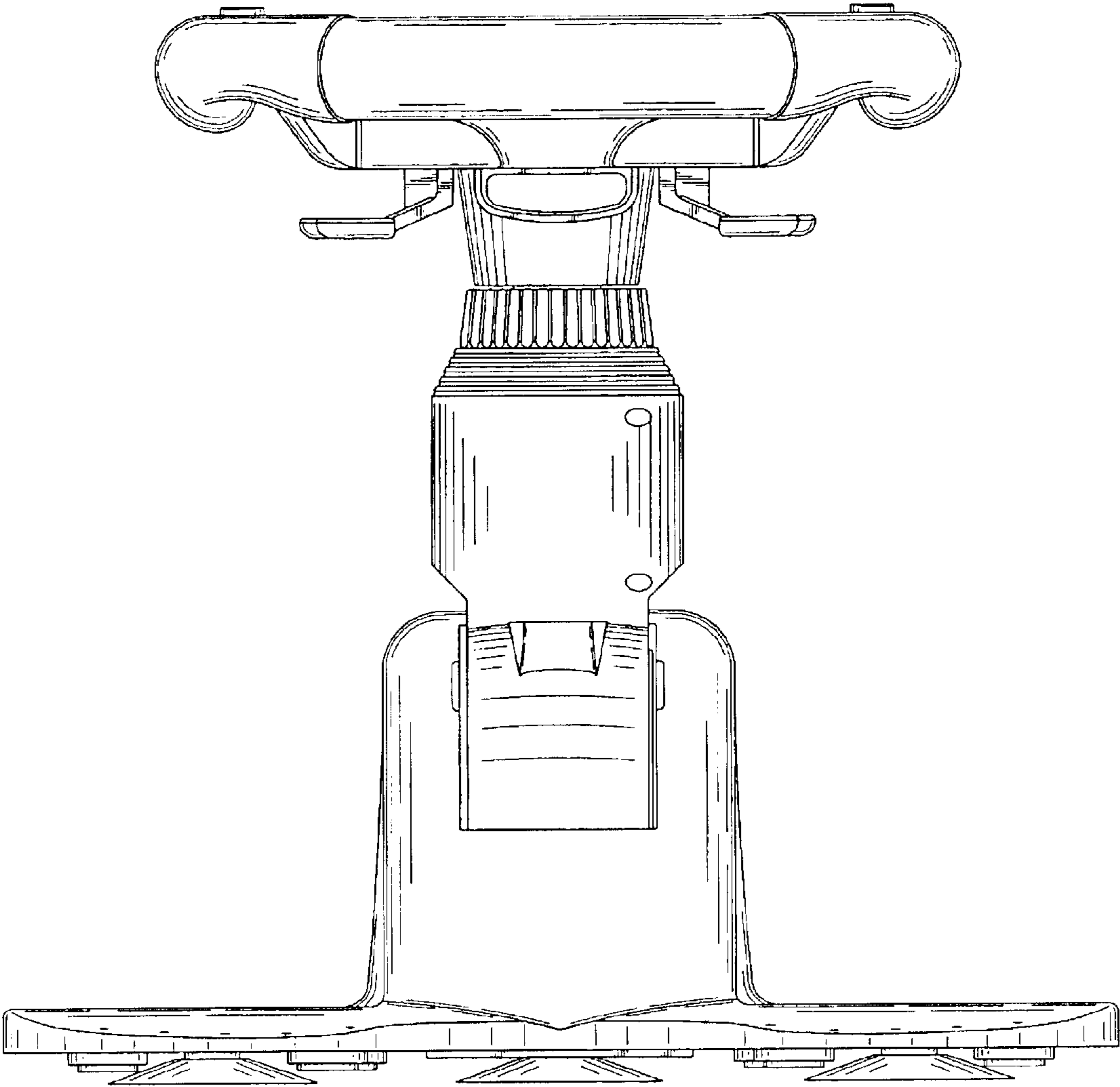


Fig. 6

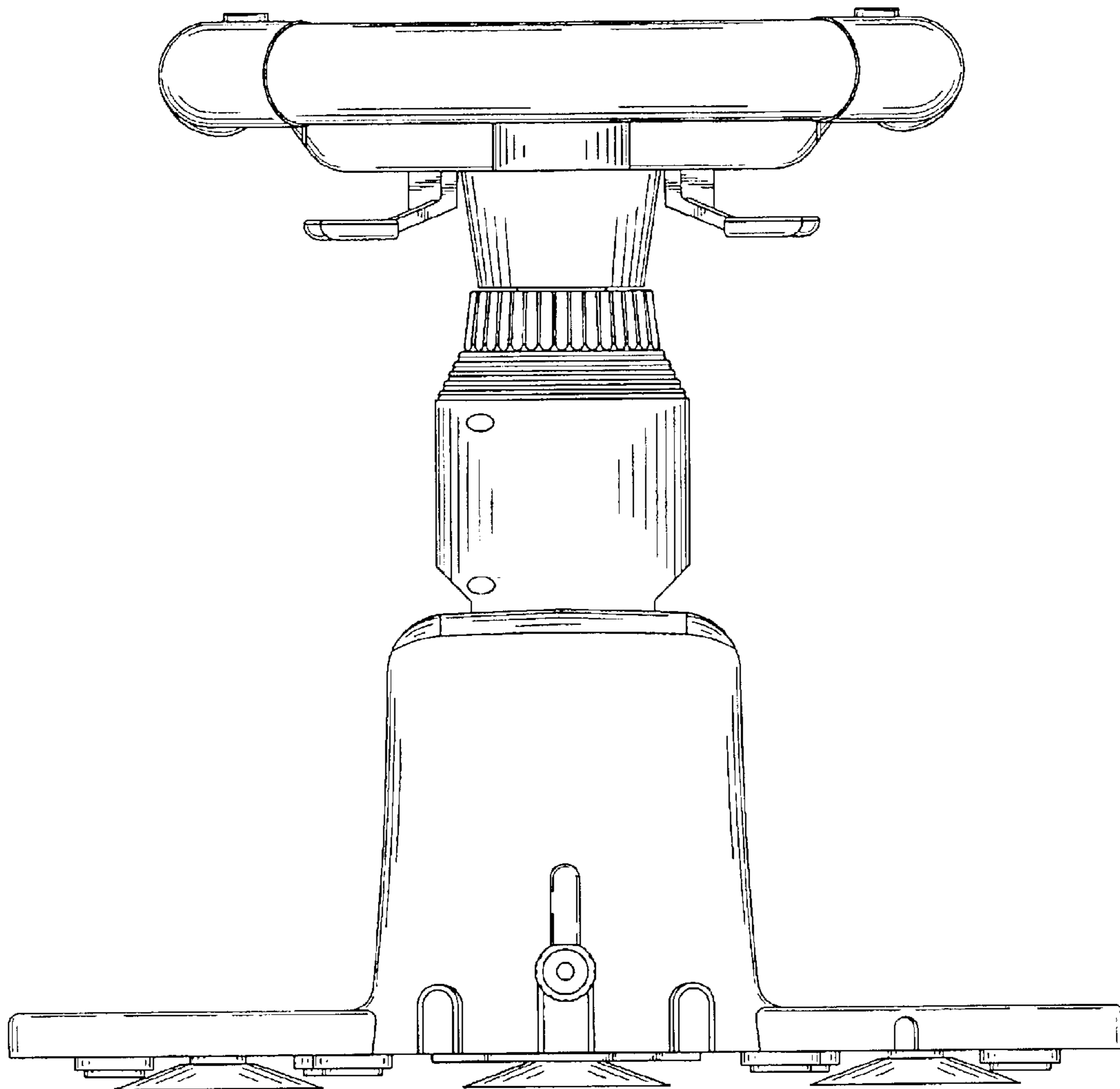


Fig. 7






Fig. 8

