

US00D497364S1

(12) **United States Design Patent** (10) **Patent No.:** **US D497,364 S**  
**Ozolins et al.** (45) **Date of Patent:** **\*\* \*Oct. 19, 2004**

(54) **BEZEL-LESS FLAT PANEL DISPLAY**

D395,298 S 6/1998 Rosen

(List continued on next page.)

(75) Inventors: **Helmars E. Ozolins**, Orient, NY (US);  
**Masamichi Udagawa**, New York, NY (US);  
**Alfonso Castagna**, Etobicoke (CA);  
**Christopher J. H. Stewart**, Toronto (CA);  
**Alexander Chong**, Thornhill (CA);  
**Sigrid G. Moeslinger**, New York, NY (US)

**FOREIGN PATENT DOCUMENTS**

JP	3-291722	12/1991
JP	10-55165	2/1998
JP	11-271730	10/1999

**OTHER PUBLICATIONS**

(73) Assignee: **Bloomberg LP**, New York, NY (US)

SMARTGLAS Mounting Options, <http://www.pixelvision.com/sgmount.htm>, dated Sep. 8, 1998, pp. 1-4.

(\*) Notice: This patent is subject to a terminal disclaimer.

SMARTGLAS System Components, <http://www.pixelvision.com/sgcomp.htm>, dated Sep. 8, 1998, pp. 1-3.

(\*\*) Term: **14 Years**

Bloomberg LP, "The BLOOMBERG® Flat Panel," brochure, Copyright 2000, 4 pages.

(21) Appl. No.: **29/171,670**

NexTag, "Peerless Industries Peerless Jumbo 2000 Wall Mount—JMW2650/FOR 25-27 Inch MONITORS/Adjustable Tilt UP TO 30 DEGREES/Black Fused Epoxy Finish—Compare Prices," Copyright 1999-2000, 5 pages.

(22) Filed: **Nov. 27, 2002**

**Related U.S. Application Data**

(63) Continuation-in-part of application No. 29/166,842, filed on Sep. 3, 2002.

*Primary Examiner*—Freda S. Nunn

(74) *Attorney, Agent, or Firm*—Brown Raysman Millstein Felder & Steiner

(51) **LOC (7) Cl.** ..... **14-02**

(52) **U.S. Cl.** ..... **D14/374**

(58) **Field of Search** ..... D14/371-376,  
D14/125-129; 248/917-924; 341/12; 345/104,  
156, 168, 173, 87; 348/180, 184, 325, 739;  
349/1, 2, 11, 62; 340/815.52

(57) **CLAIM**

We claim the ornamental design for a bezel-less flat panel display, as shown and described.

**DESCRIPTION**

FIG. 1 is a front perspective view of our design for bezel-less flat panel display.

FIG. 2 is a rear perspective view thereof.

FIG. 3 is an exploded front perspective view thereof.

FIG. 4 is a front elevation view thereof.

FIG. 5 is a rear elevation view thereof.

FIG. 6 is a right side view thereof. The left and right sides of our design are mirror images of each other.

FIG. 7 is a top view thereof; and,

FIG. 8 is a bottom view thereof.

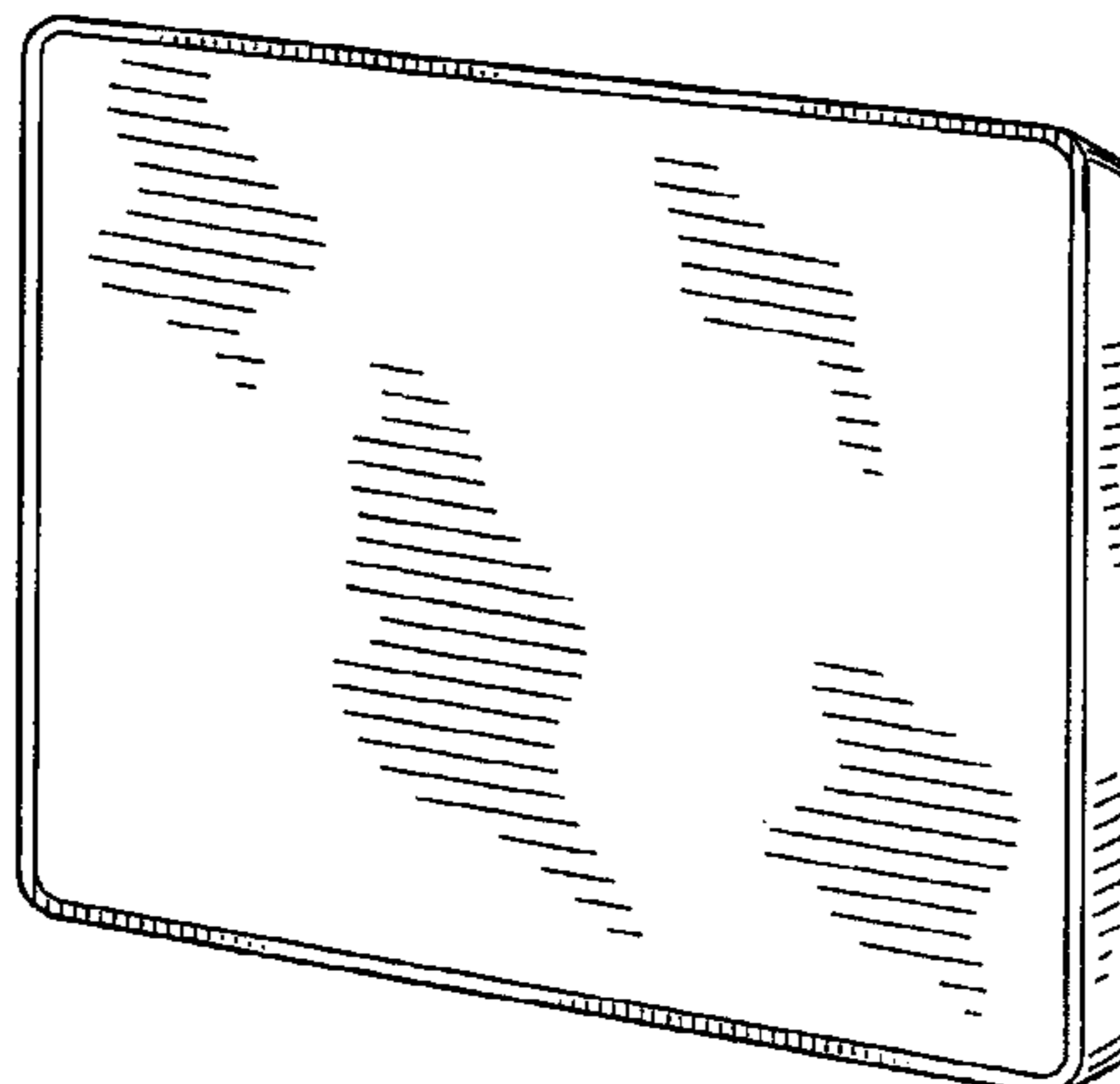
The broken lines are shown in the views for illustrative purposes only and form no part of the claimed design.

(56) **References Cited**

**U.S. PATENT DOCUMENTS**

D278,820 S	5/1985	Woodhall	
D305,646 S	1/1990	Kato et al.	
D305,647 S	1/1990	Kato et al.	
5,076,524 A	12/1991	Reh et al.	
5,122,941 A	6/1992	Gross et al.	
5,224,861 A	7/1993	Glass et al.	
D340,235 S	10/1993	Robak et al.	
D363,476 S	* 10/1995	Oyama et al.	..... D14/374
5,673,170 A	9/1997	Register	
5,687,939 A	11/1997	Moscovitch	
D395,041 S	6/1998	Leveridge et al.	

**1 Claim, 5 Drawing Sheets**



# US D497,364 S

Page 2

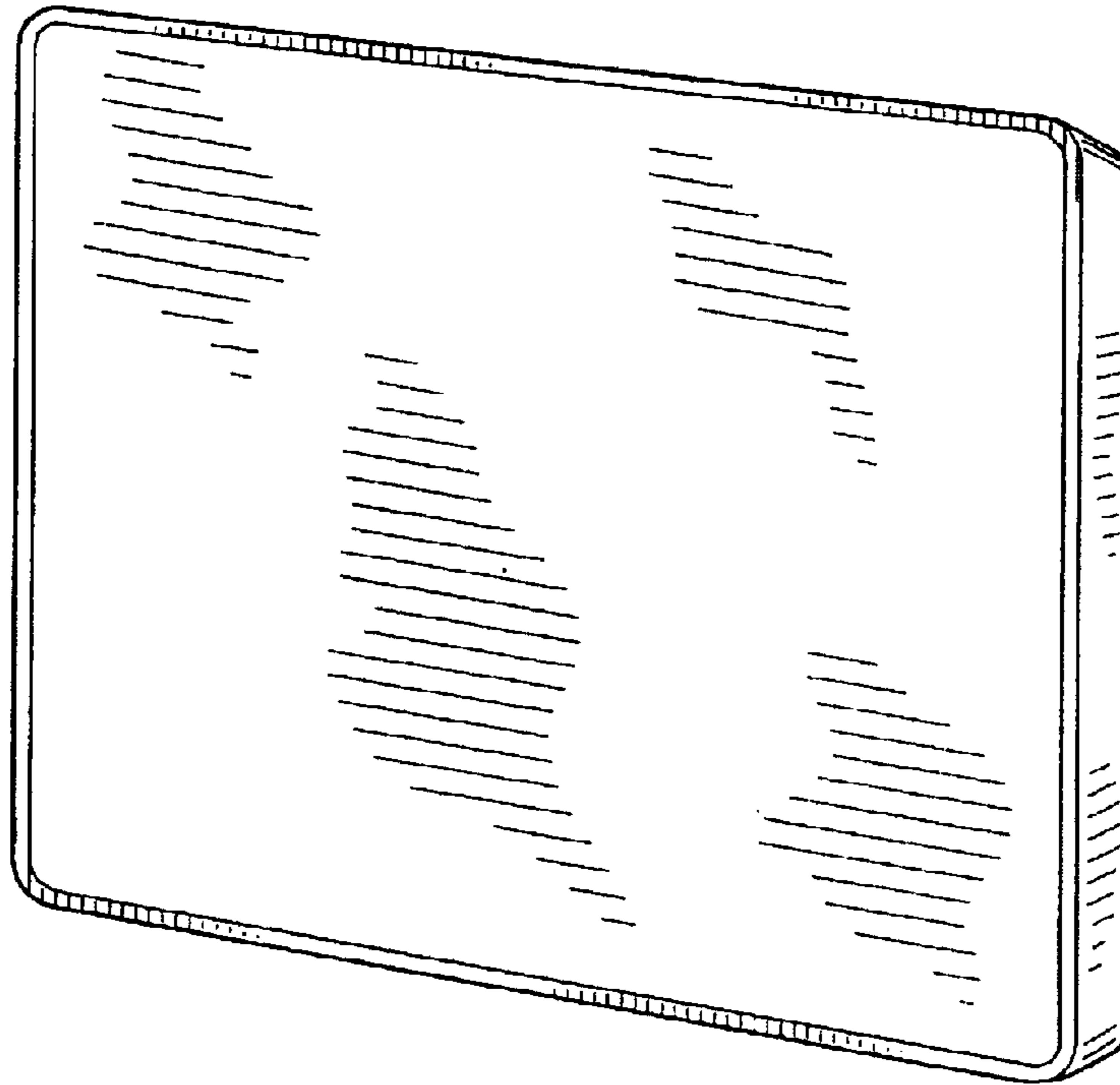
---

## U.S. PATENT DOCUMENTS

D404,026 S	1/1999	Hasegawa	6,233,138 B1	5/2001	Osgood	
5,904,328 A	5/1999	Leveridge et al.	6,265,986 B1 *	7/2001	Oka et al. ....	340/815.52
5,918,841 A	7/1999	Sweere et al.	6,276,655 B1	8/2001	Byoun	
5,949,643 A	9/1999	Batio	6,343,006 B1	1/2002	Moscovitch et al.	
6,015,120 A	1/2000	Sweere et al.	D458,257 S	6/2002	Rosen et al.	
6,019,332 A	2/2000	Sweere et al.	D458,603 S	6/2002	Lee	
D422,575 S *	4/2000	Tikhonski et al. ....	D458,604 S	6/2002	Ma et al.	
D425,036 S	5/2000	Copus et al.	D458,927 S	6/2002	Wang et al.	
6,061,104 A	5/2000	Evanicky et al.	6,449,143 B2	9/2002	Rooyakkers et al.	
6,094,340 A	7/2000	Min	6,575,419 B1	6/2003	Masuda et al.	
RE36,978 E	12/2000	Moscovitch	2002/0011544 A1	1/2002	Bosson	
6,189,842 B1	2/2001	Bergeron Gull et al.	2002/0020792 A1	2/2002	Lee	
6,212,068 B1	4/2001	Rooyakkers et al.	2002/0130981 A1	9/2002	Ma et al.	
6,216,989 B1	4/2001	Shioya et al.	2002/0149906 A1	10/2002	Ichimura	

\* cited by examiner

**FIG. 1**



**FIG. 2**

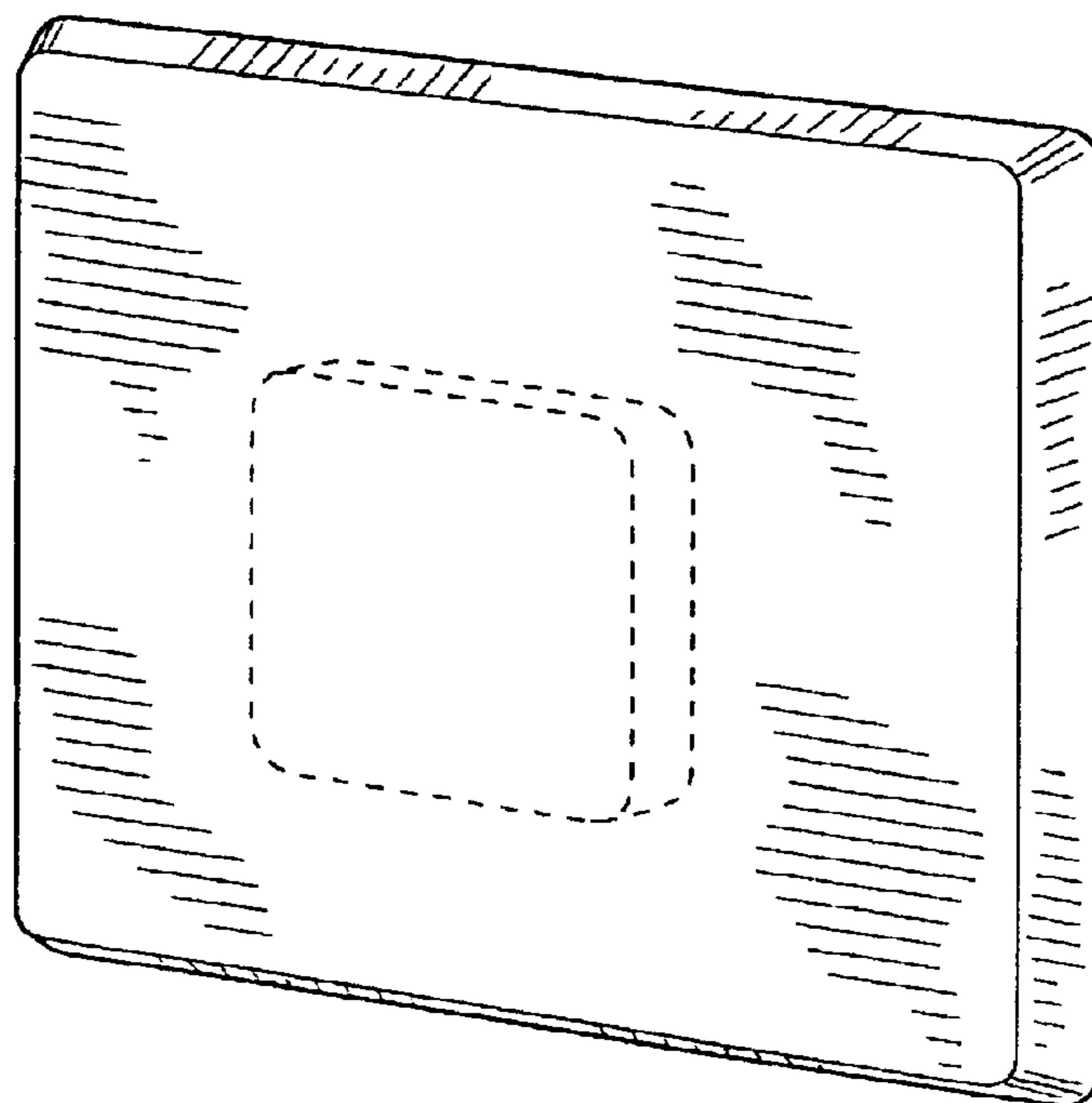
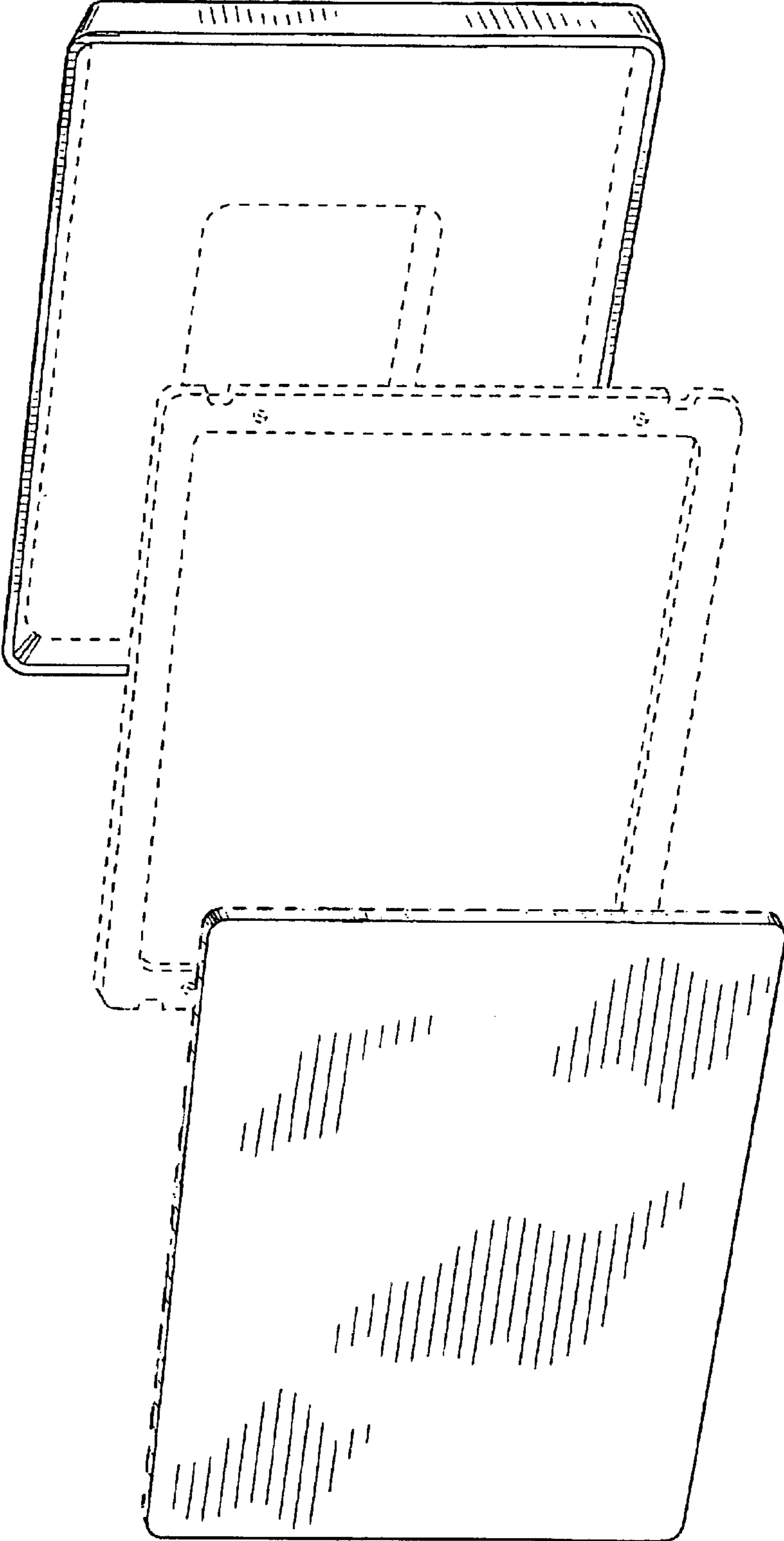



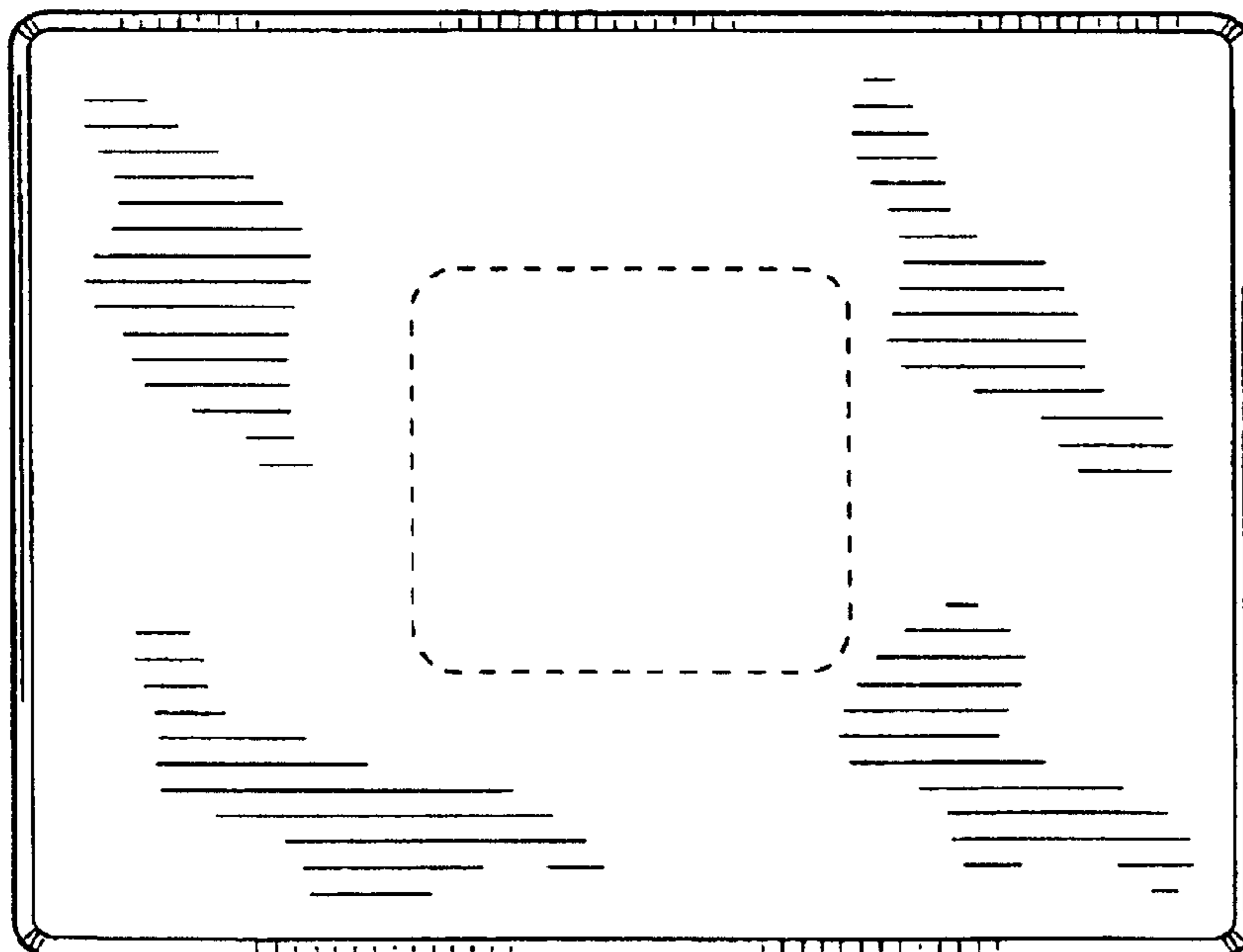
FIG. 3




**FIG. 4**



**FIG. 5**



**FIG. 6**



**FIG. 7**




FIG. 8

