

US00D497354S1

(12) **United States Design Patent**
Gartrell et al.

(10) **Patent No.:** **US D497,354 S**
(45) **Date of Patent:** **** Oct. 19, 2004**

(54) **BODY SHAPE OF A HANDSET**

(75) Inventors: **Andrew Gartrell**, Woodland Hills, CA (US); **Alastair Curtis**, Woodland Hills, CA (US); **Andrea Finke-Anlauff**, Braunschweig (DE)

(73) Assignee: **Nokia Corporation**, Espoo (FI)

(**) Term: **14 Years**

(21) Appl. No.: **29/200,070**

(22) Filed: **Feb. 24, 2004**

D419,990 S	2/2000	Park	
D422,276 S	*	4/2000	Collins et al. D14/138
6,047,196 A		4/2000	Makela et al.
D425,056 S		5/2000	Edwards et al.
D425,057 S		5/2000	Finkbeiner
6,088,240 A	*	7/2000	Steinhoff et al. 361/814
D434,016 S		11/2000	Hunt
D439,230 S		3/2001	Braxton et al.
D439,572 S	*	3/2001	Kang D14/138
D440,951 S		4/2001	Kolinen
D443,839 S	*	6/2001	Brandenberg et al. D10/65
D446,199 S		8/2001	Xu et al.
D446,509 S		8/2001	Chiu

(List continued on next page.)

Related U.S. Application Data

(62) Division of application No. 29/167,004, filed on Sep. 9, 2002, now Pat. No. Des. 487,066.

(51) **LOC (7) Cl.** **14-03**

(52) **U.S. Cl.** **D14/138**

(58) **Field of Search** D14/137, 192, D14/138, 218, 147-148, 247-248, 144, 401, 341-347, 191; 379/433.01-433.13, 419, 434, 428.01-428.04, 420.01-420.04, 440; D10/65, 78; 455/550.1-90.3; D21/517, 329, 331; D13/168; D18/2, 7; 345/168, 169

References Cited

U.S. PATENT DOCUMENTS

5,189,632 A	2/1993	Paajanen et al.	
D382,873 S	*	8/1997	MacDonald et al. D14/138
D392,285 S	*	3/1998	MacDonald et al. D14/138
D392,968 S		3/1998	Johansson
D395,250 S		6/1998	Kabler et al.
D395,300 S		6/1998	Yamazaki et al.
D398,305 S		9/1998	Kasbekar et al.
5,809,403 A	*	9/1998	MacDonald et al. 455/575.7
5,867,140 A		2/1999	Rader
D407,716 S		4/1999	Park
D408,030 S		4/1999	Richards et al.
D410,000 S		5/1999	Nuovo
D416,255 S		11/1999	Johansson et al.
6,014,573 A		1/2000	Lehtonen et al.

FOREIGN PATENT DOCUMENTS

WO	DM/058924	3/2002
WO	DM/059747	5/2002

Primary Examiner—Jeffrey Asch

(74) *Attorney, Agent, or Firm*—Banner & Witcoff, Ltd.

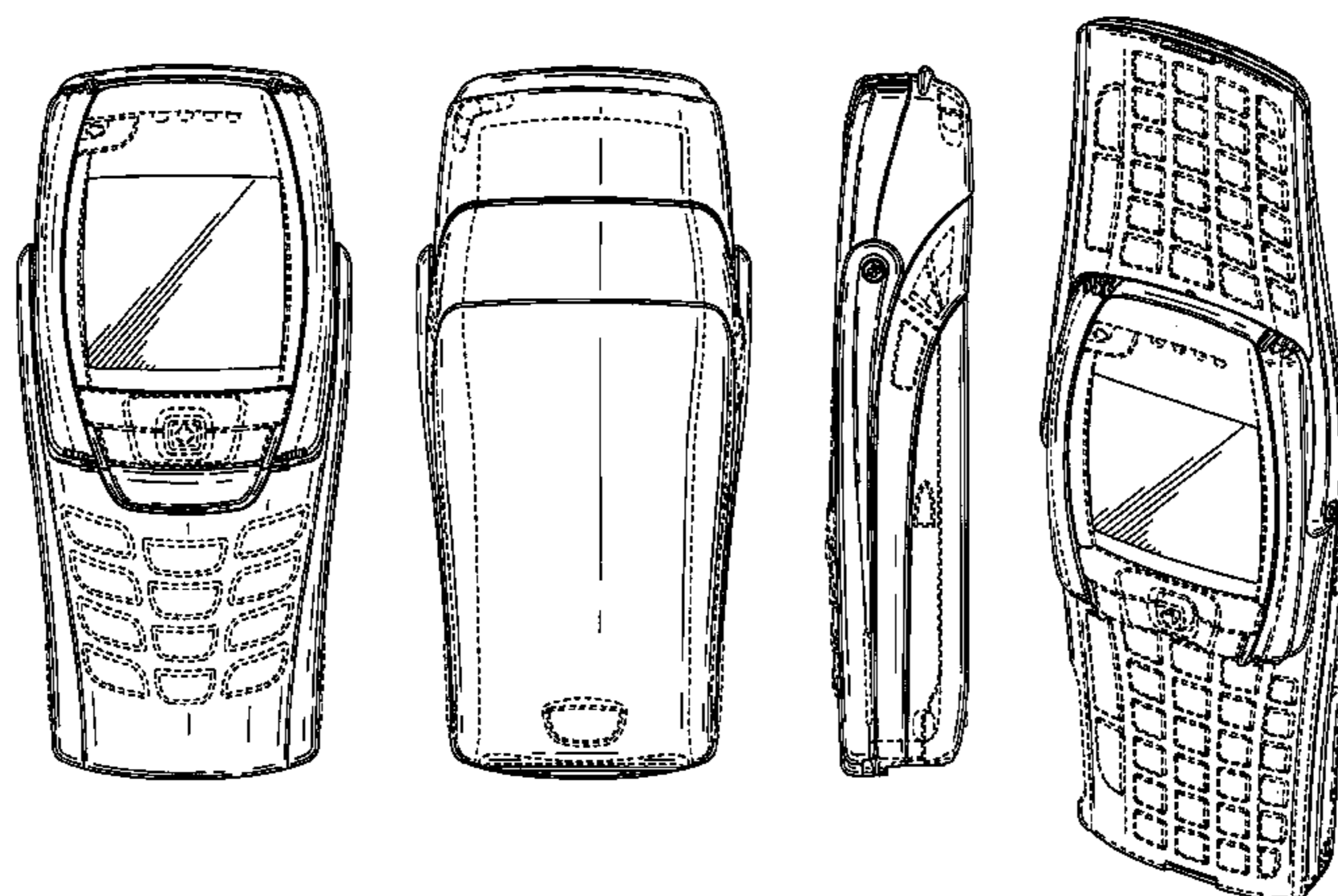
(57) **CLAIM**

The ornamental design for a body shape of a handset, as shown and described.

DESCRIPTION

FIG. 1 is a front view of a body shape of a handset showing our new design with certain portions disclaimed; FIG. 2 is a rear view of the handset thereof; FIG. 3 is a perspective front view thereof; FIG. 4 is a right side view thereof; FIG. 5 is a perspective rear view thereof; FIG. 6 is a front view thereof shown in an open position; FIG. 7 is a perspective front view thereof shown in an open position; FIG. 8 is a rear view thereof shown in an open position; and, FIG. 9 is a left side view thereof shown in an open position. The broken line representation of various features and the remainder of the handset is for illustrative purposes only and forms no part of the claimed design.

1 Claim, 9 Drawing Sheets



US D497,354 S

Page 2

U.S. PATENT DOCUMENTS

D447,740 S	9/2001	Johansson	
6,324,386 B1	11/2001	Headon	
D454,848 S	3/2002	Bumgardner	
D454,849 S	3/2002	Eckholm	
D455,134 S	4/2002	Kolinen	
D455,138 S *	4/2002	Wang	D14/138
D455,738 S	4/2002	Kolinen	
6,377,827 B1	4/2002	Rydbeck	
6,397,078 B1	5/2002	Kim	
D458,596 S	6/2002	Yin et al.	
D458,912 S	6/2002	DeLeon	
D459,324 S	6/2002	Ahlgren	
D460,429 S	7/2002	Kolwaite	
6,423,915 B1	7/2002	Winter	
6,470,175 B1	10/2002	Park et al.	
D466,096 S *	11/2002	Takada	D14/138
6,487,396 B1	11/2002	Sassi	
D475,034 S	5/2003	Arbisi et al.	
D476,300 S	6/2003	Pottie et al.	
6,580,932 B1	6/2003	Finke-Anlauff	
D479,217 S *	9/2003	Ho-Cheun et al.	D14/138
6,628,508 B2 *	9/2003	Lieu et al.	361/680
D487,066 S *	2/2004	Gartrell et al.	D14/138
D487,886 S *	3/2004	Ho-Cheun et al.	D14/138
D488,465 S *	4/2004	Gartrell et al.	D14/247
D488,790 S *	4/2004	Peng et al.	D14/138
2001/0034250 A1	10/2001	Chadha	
2002/0008815 A1	1/2002	Finke-Anlauff	
2002/0102946 A1	8/2002	SanGiovanni	
2003/0078069 A1	4/2003	Linderman	
2003/0087683 A1	5/2003	Finke-Anlauff	

* cited by examiner

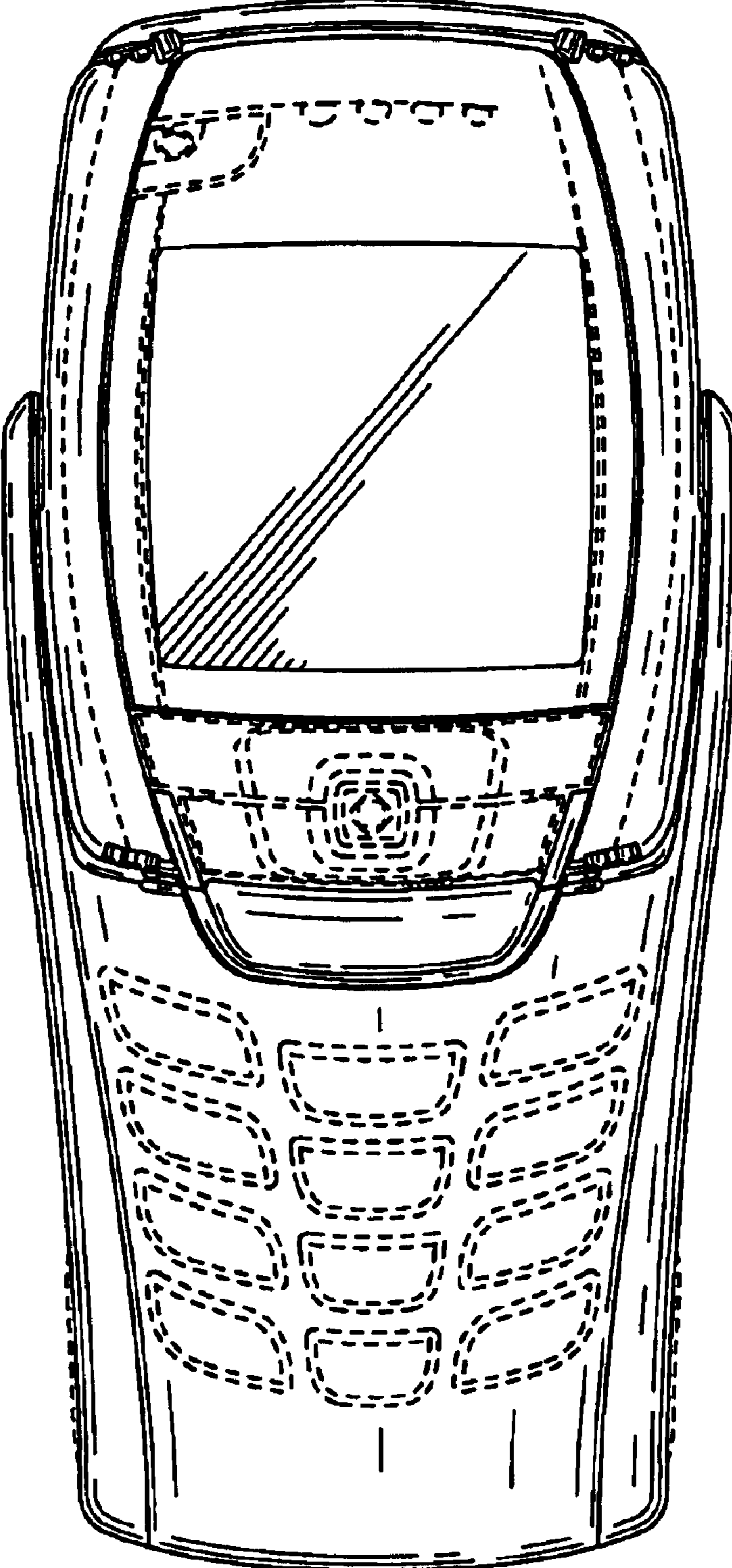


FIG. 1

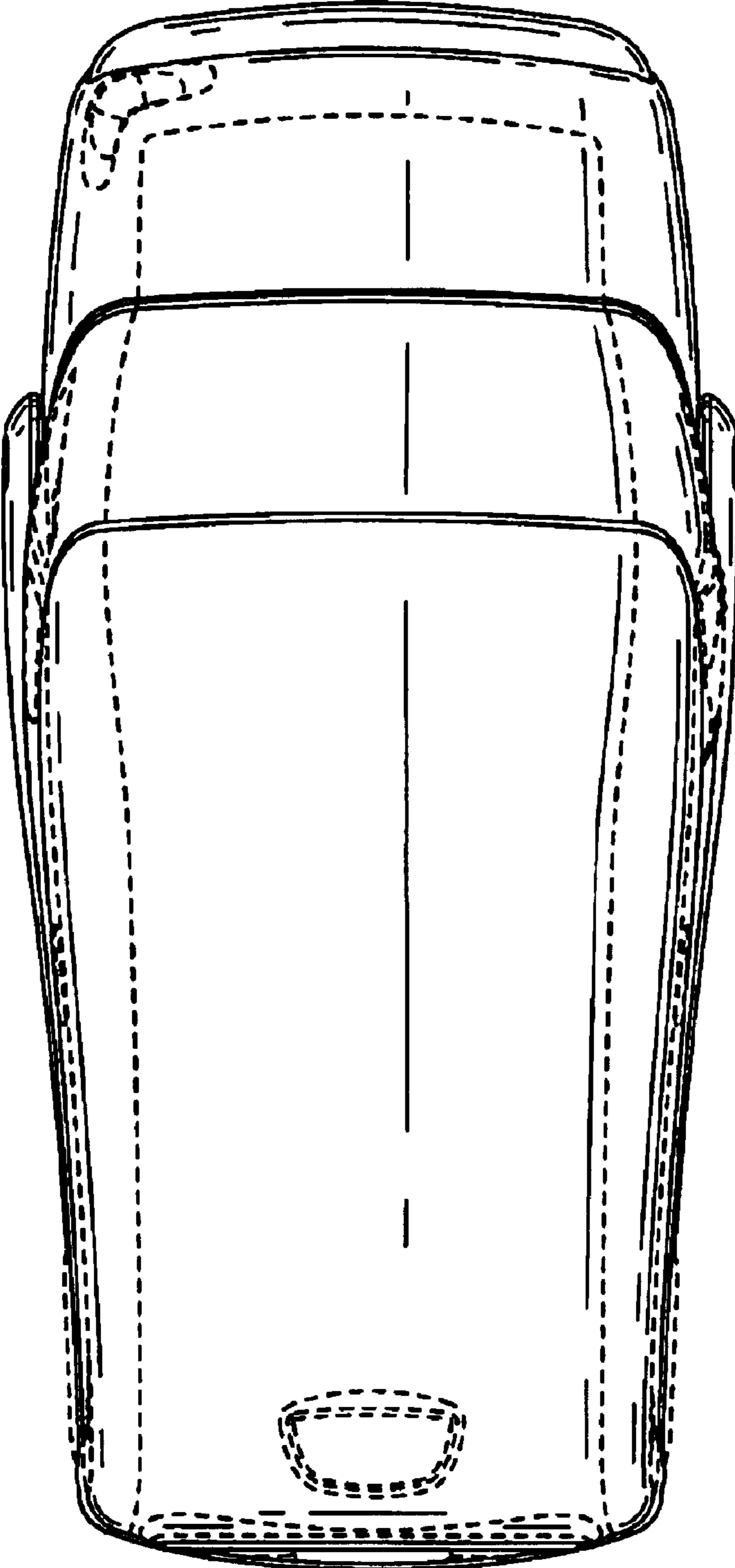


FIG. 2

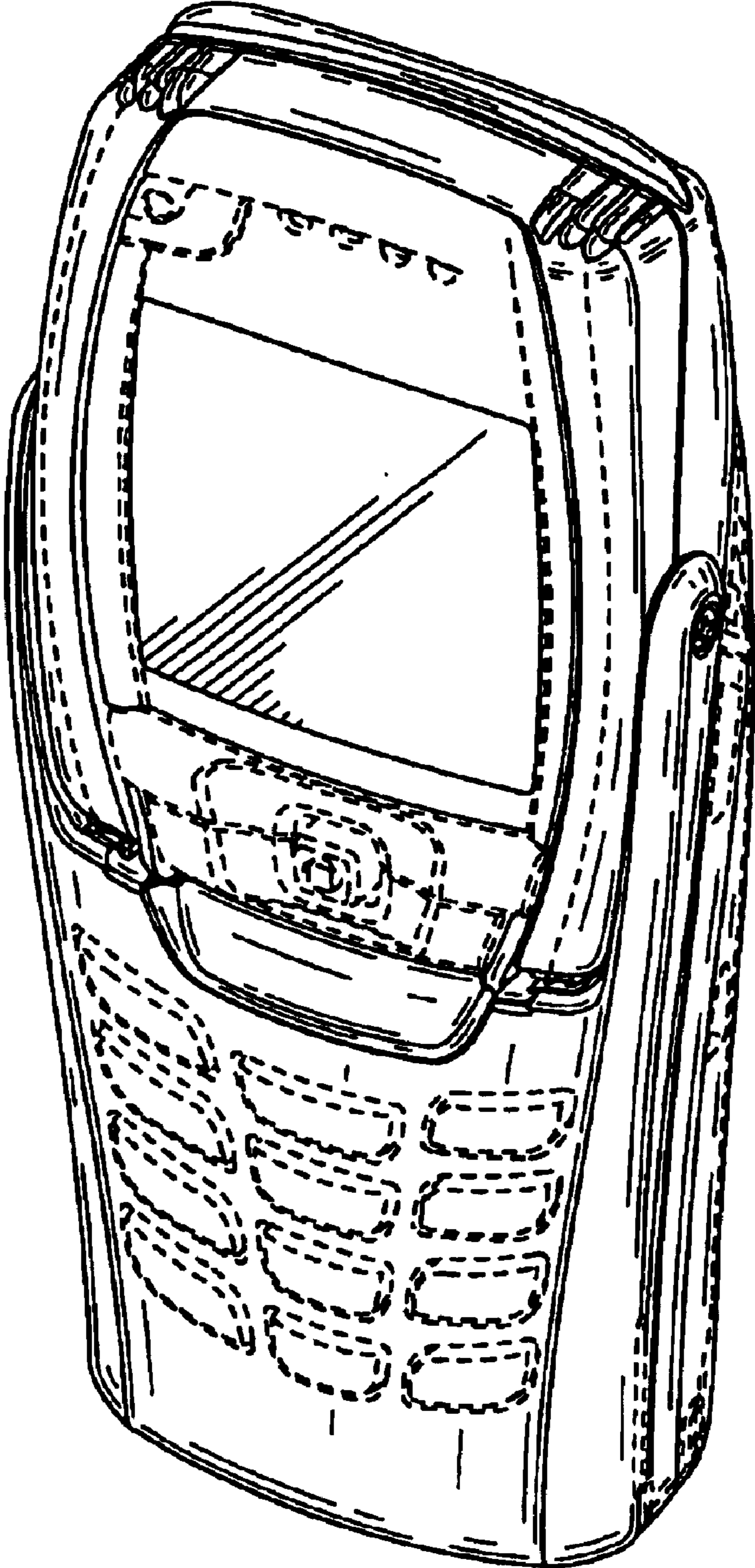


FIG. 3

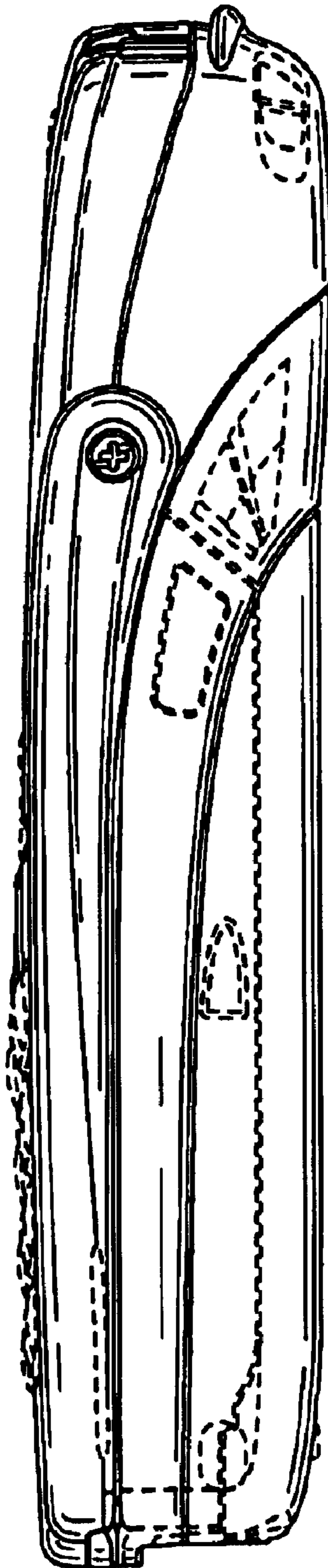


FIG. 4

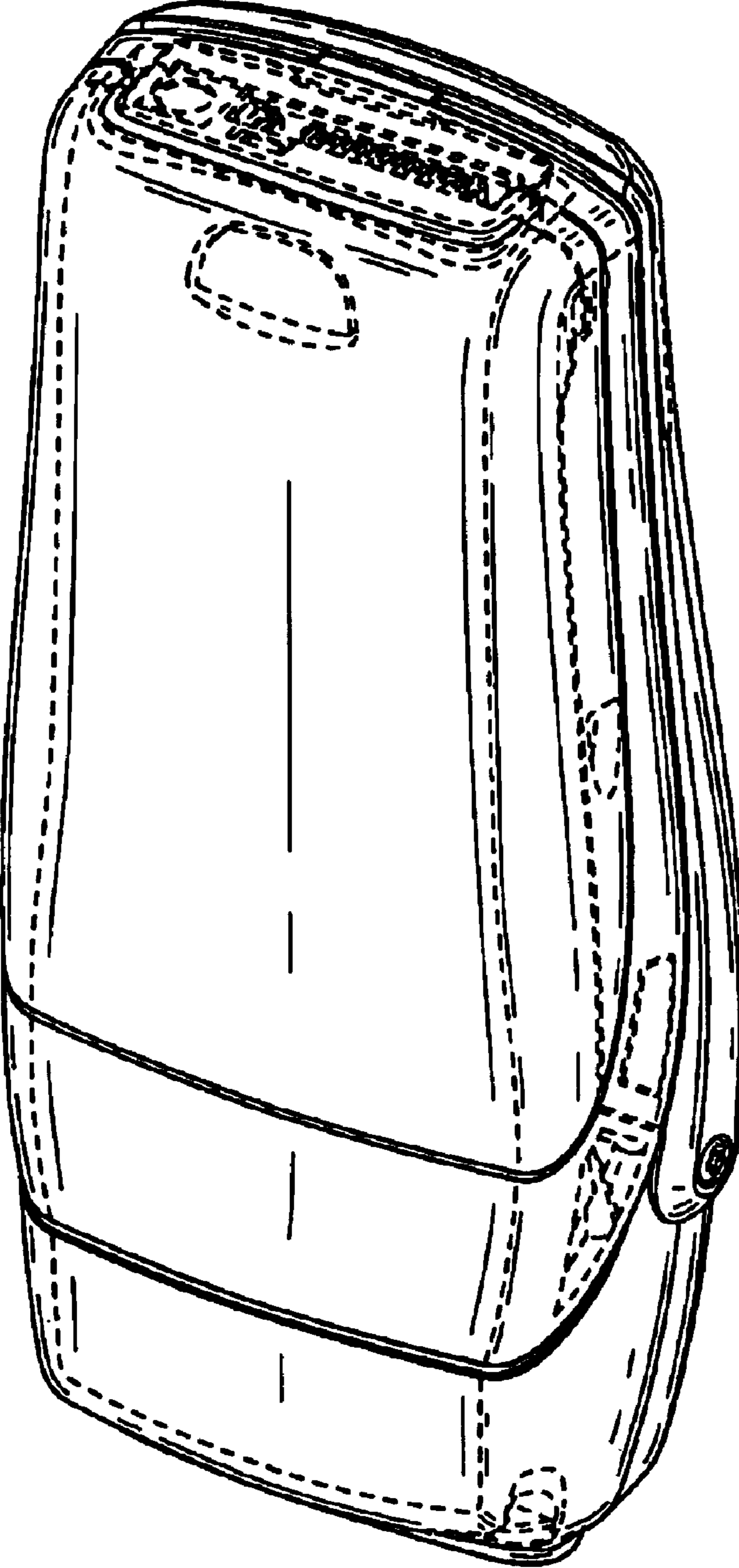


FIG. 5

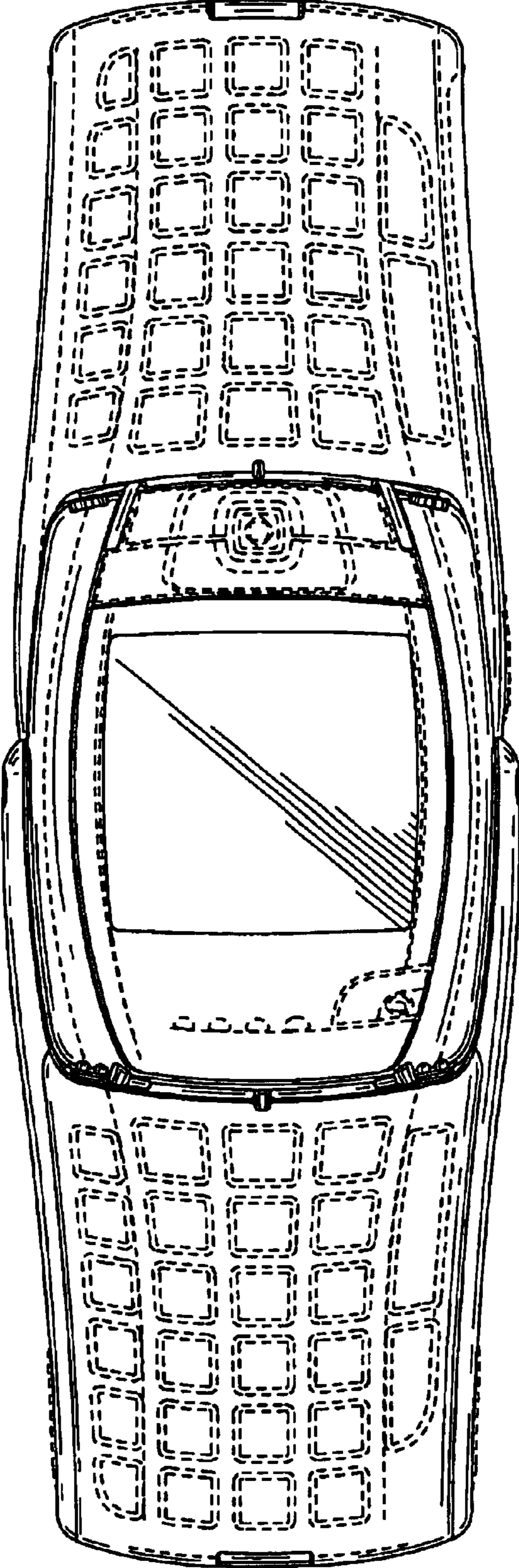


FIG. 6

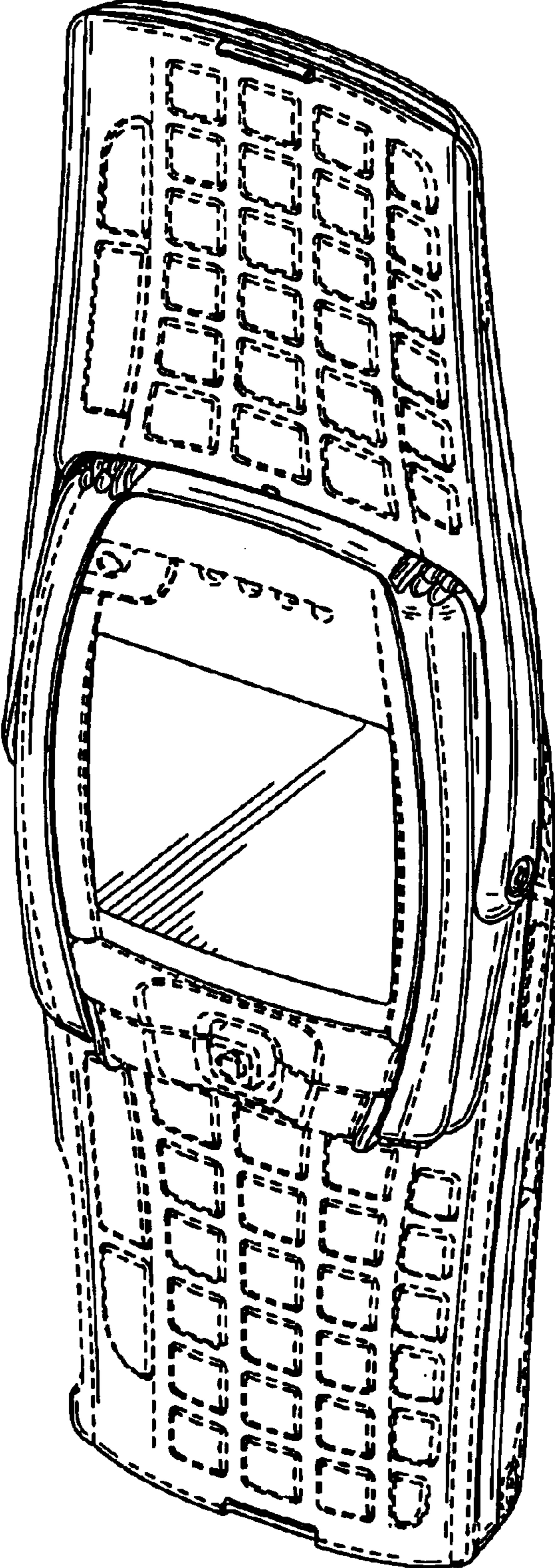


FIG. 7

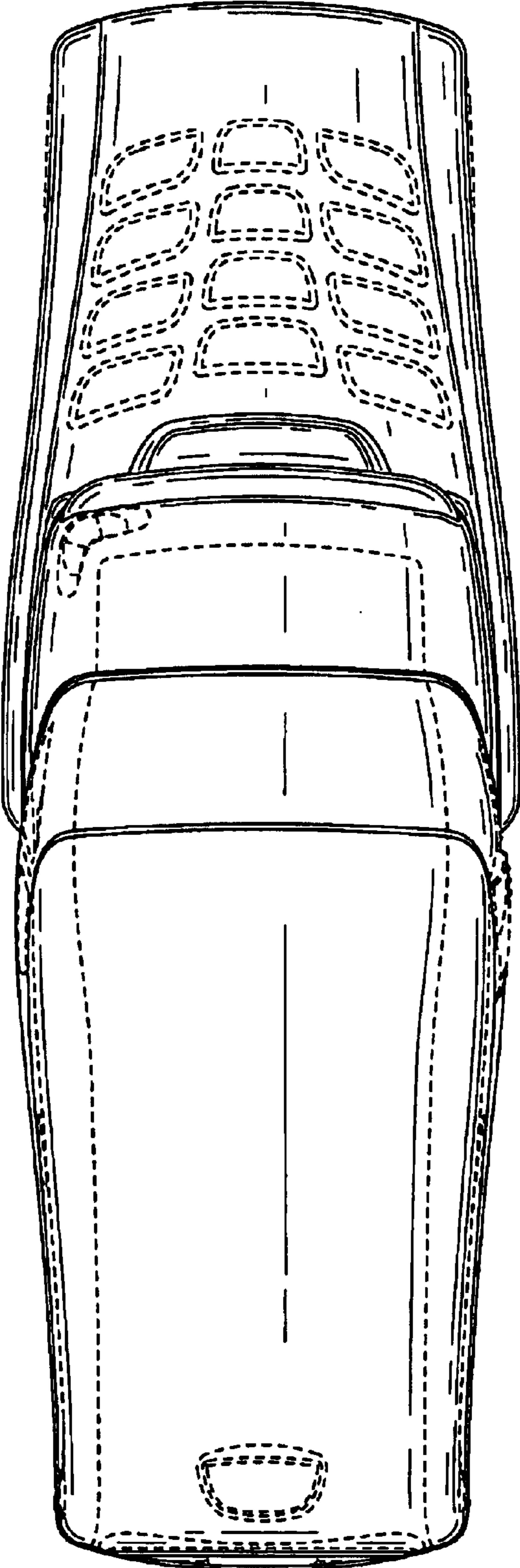


FIG. 8

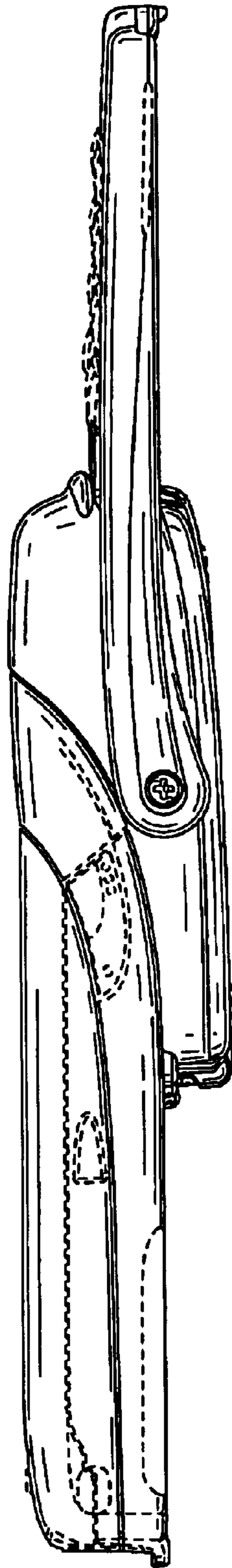


FIG. 9