

US00D497352S1

(12) **United States Design Patent** (10) **Patent No.:** **US D497,352 S**  
**Asanuma et al.** (45) **Date of Patent:** **\*\* Oct. 19, 2004**

(54) **TELEVISION SET**

D486,456 S \* 2/2004 Fujiki ..... D14/126

(75) Inventors: **Takashi Asanuma**, Ota-ku (JP);  
**Tatsuya Honda**, Yokohama (JP)

**FOREIGN PATENT DOCUMENTS**

(73) Assignee: **Kabushiki Kaisha Toshiba** (JP)

JP	1007047	4/1998
JP	1085915	9/2000
JP	1099165	1/2001
JP	1107068	4/2001
TW	474623	1/2002

(\*\*) Term: **14 Years**

\* cited by examiner

(21) Appl. No.: **29/185,734**

*Primary Examiner*—Raphael Barkai

(22) Filed: **Jul. 3, 2003**

(74) *Attorney, Agent, or Firm*—Banner & Witcoff, Ltd.

(30) **Foreign Application Priority Data**

Mar. 31, 2003 (JP) ..... 2003-008708

(57) **CLAIM**

(51) **LOC (7) Cl.** ..... **14-03**

The ornamental design for a television set, as shown and described.

(52) **U.S. Cl.** ..... **D14/126**

**DESCRIPTION**

(58) **Field of Search** ..... D14/125–134,  
D14/239, 371, 374–376; 312/7.2; 348/836,  
838, 180, 184, 325, 739; 341/12; 248/917–924;  
345/104, 133, 156, 168, 87, 173

FIG. 1 is a front, top and right side perspective view of a television set, showing our new design;  
FIG. 2 is a front elevational view thereof;  
FIG. 3 is a rear elevational view thereof;  
FIG. 4 is a top plan view thereof;  
FIG. 5 is a bottom plan view thereof;  
FIG. 6 is a right side elevational view thereof;  
FIG. 7 is a left side elevational view thereof;  
FIG. 8 is a front elevational view thereof showing a state in which an operation section and a front terminal section are in an opened position; and,  
FIG. 9 is a right side elevational view thereof showing a state in which the operation section and the front terminal section are in an opened position.

(56) **References Cited**

**U.S. PATENT DOCUMENTS**

D347,838 S	*	6/1994	Taniuchi et al.	.....	D14/126
D350,346 S	*	9/1994	Takemasa et al.	.....	D14/126
D429,227 S	*	8/2000	Shimizu	.....	D14/126
D438,181 S		2/2001	Onoda et al.		
D454,845 S		3/2002	Niitsu		
D456,370 S	*	4/2002	Kita	.....	D14/126
D458,237 S		6/2002	Niitsu		
D474,163 S		5/2003	Araki		
D474,454 S		5/2003	Izu et al.		
D476,632 S	*	7/2003	Inoue et al.	.....	D14/126
D481,022 S	*	10/2003	Inoue et al.	.....	D14/126

**1 Claim, 4 Drawing Sheets**

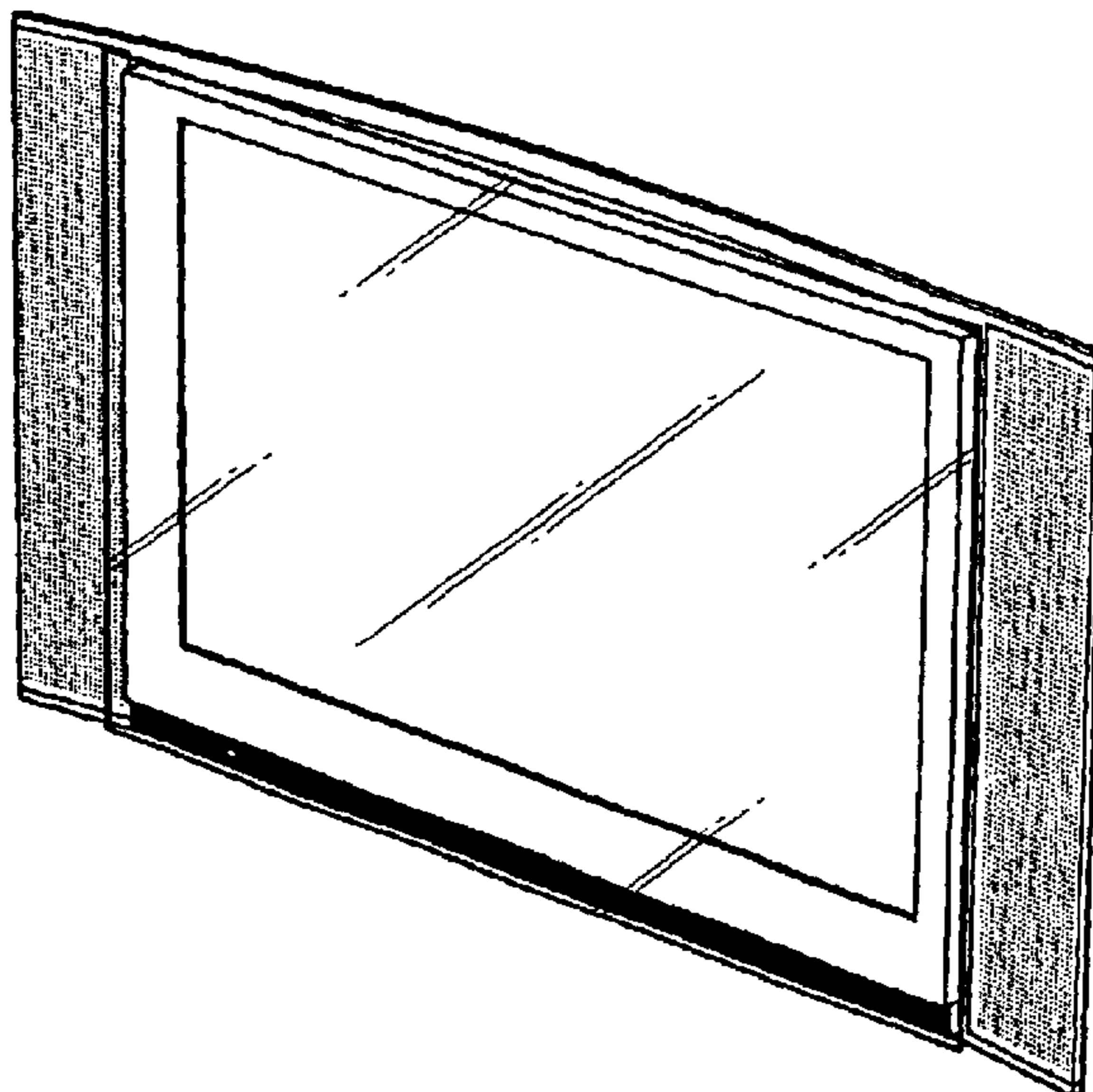


FIG. 1

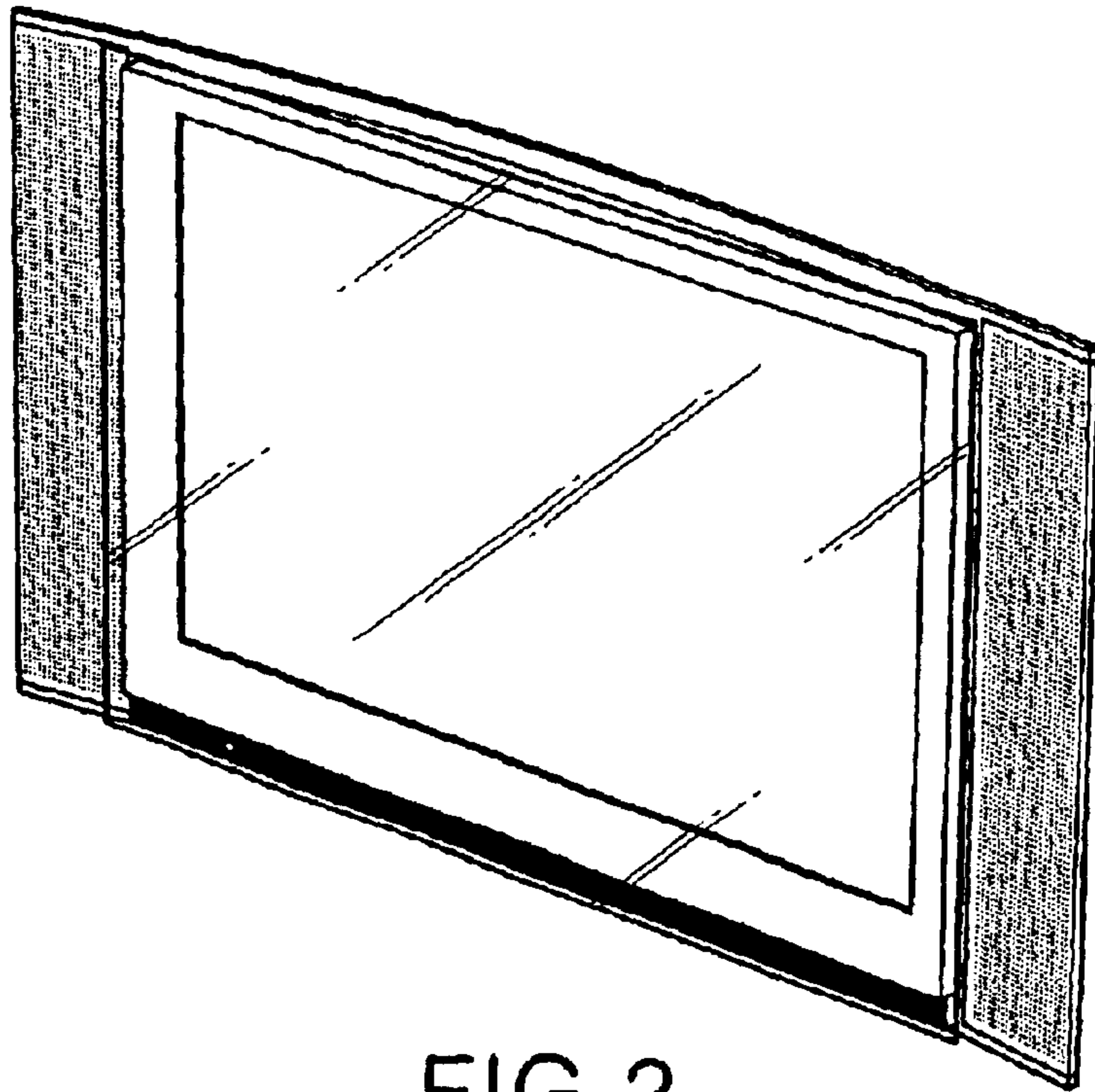


FIG. 2

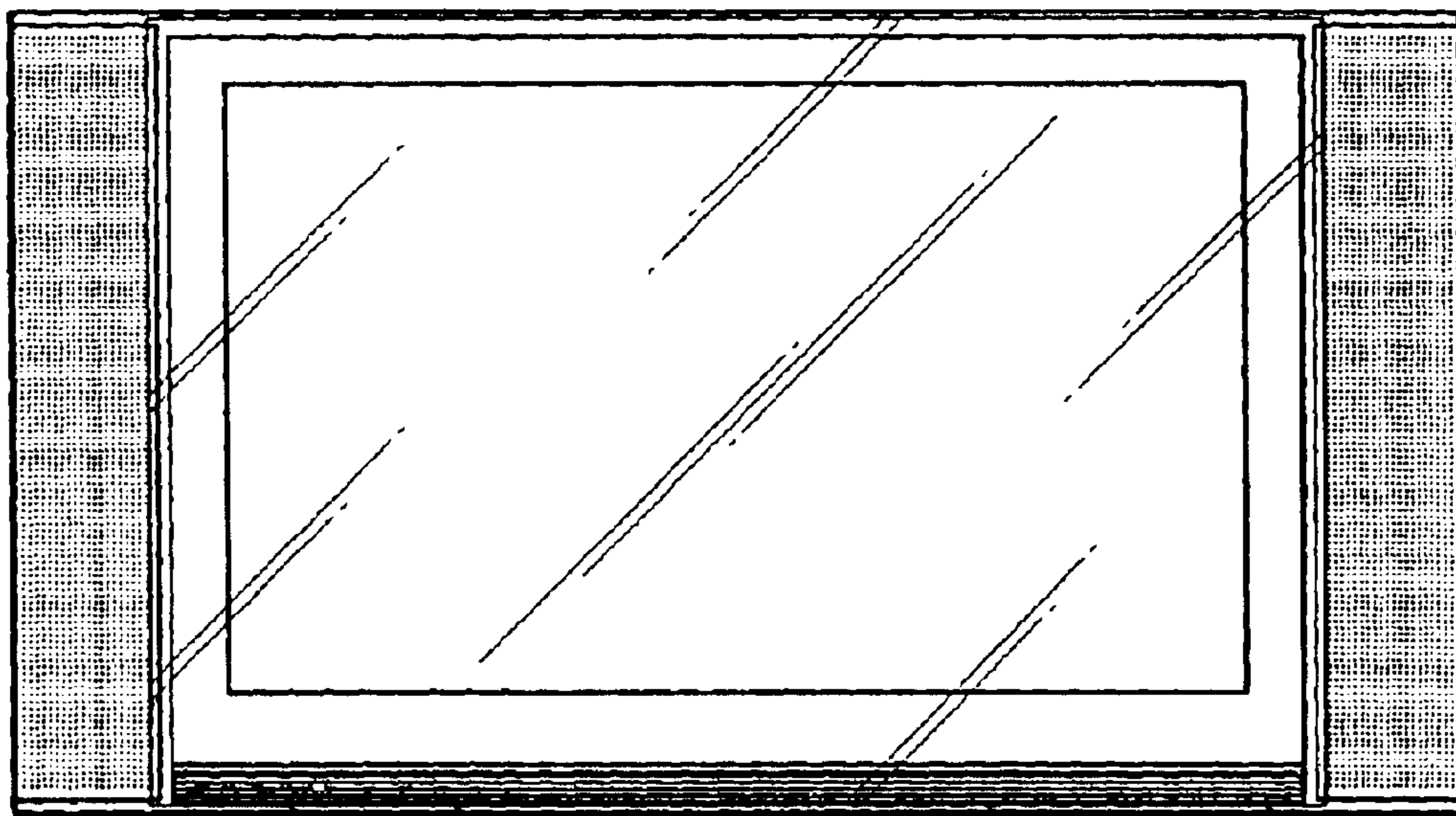


FIG. 3




FIG. 4

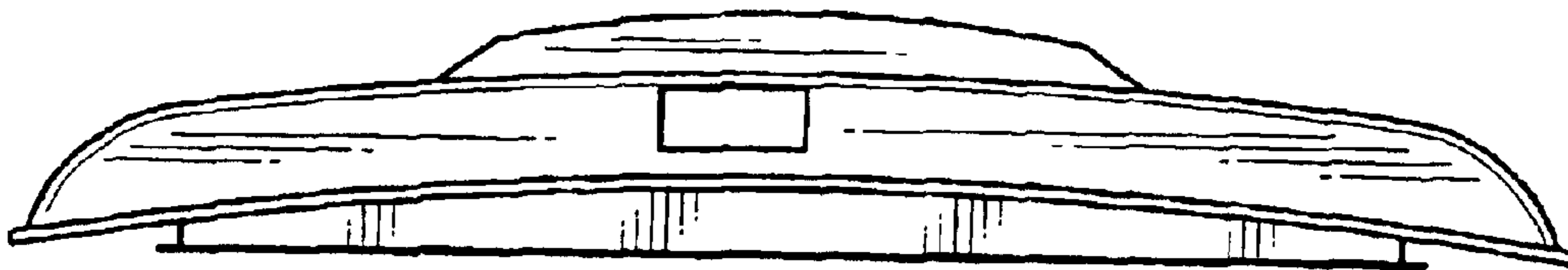


FIG. 5




FIG. 6

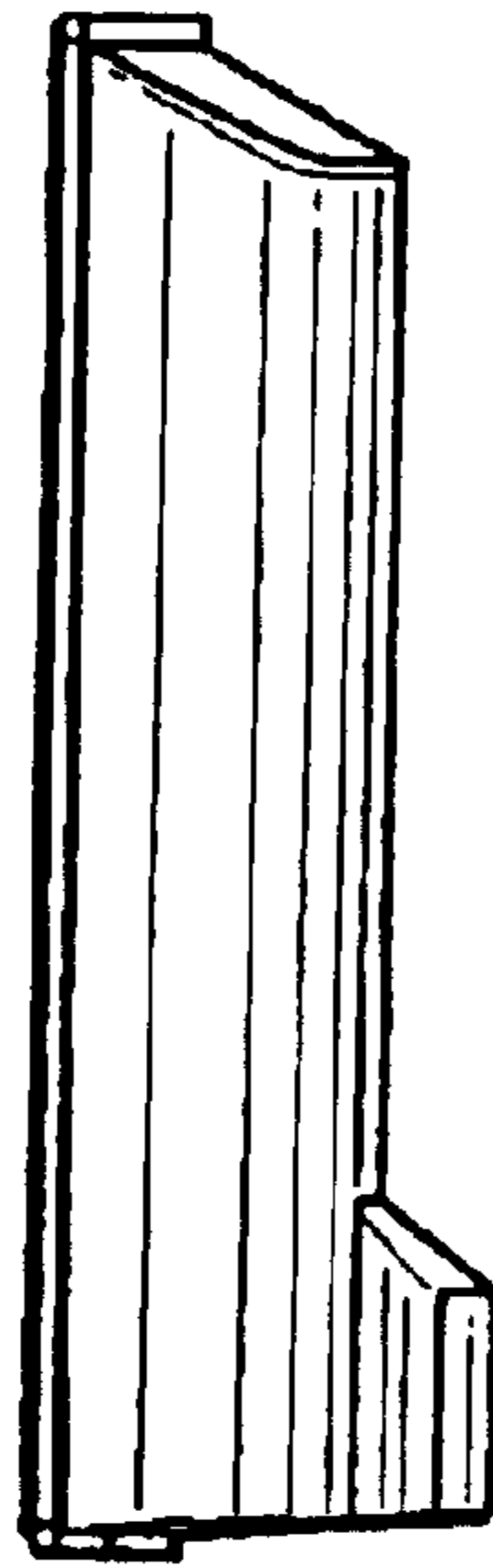


FIG. 7





FIG. 8

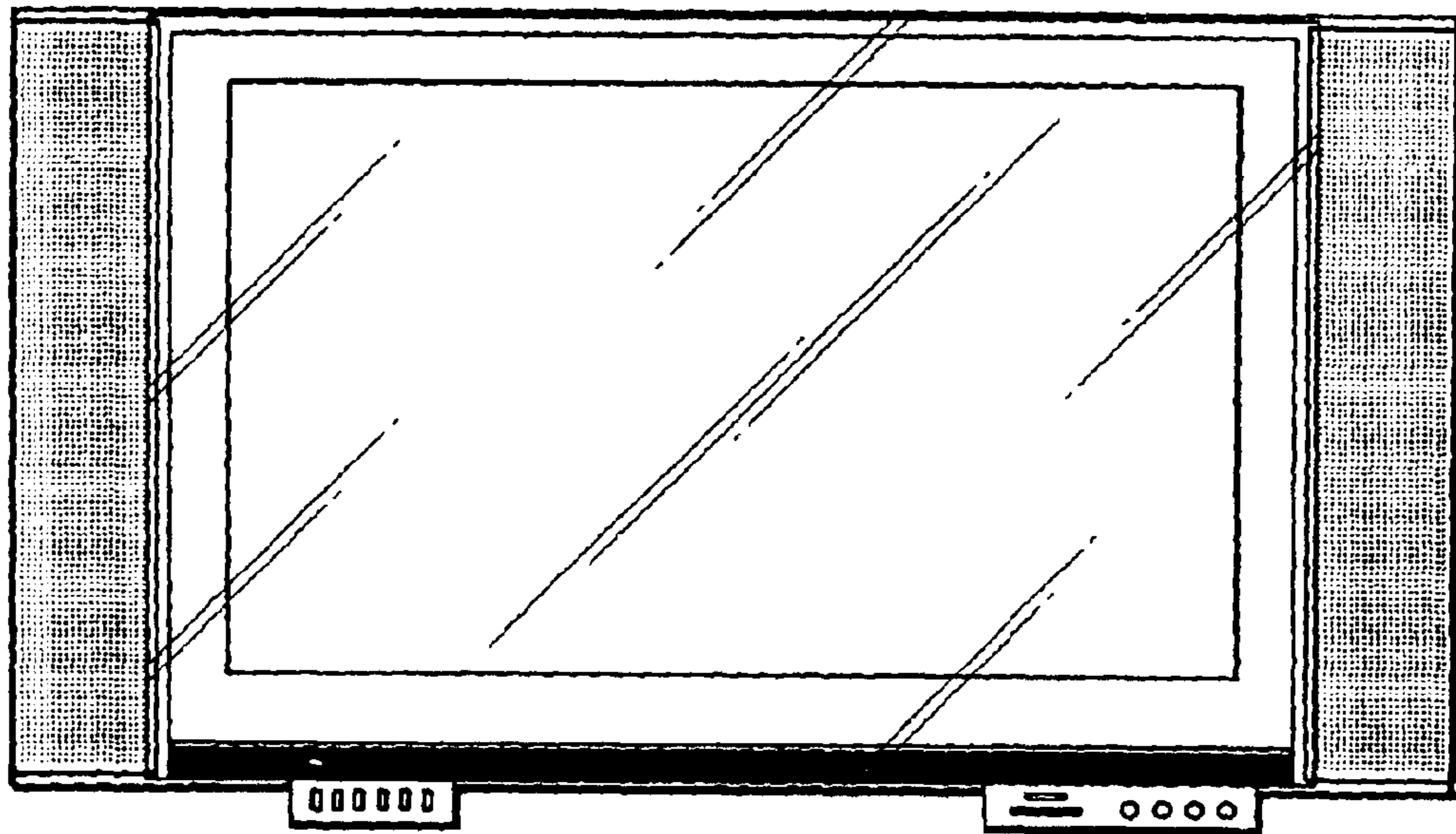


FIG. 9

