

US00D497341S1

(12) **United States Design Patent**
Hanagan

(10) **Patent No.:** **US D497,341 S**
(45) **Date of Patent:** **** Oct. 19, 2004**

(54) **PAIR OF MOTORCYCLE SADDLEBAGS**

(75) Inventor: **Michael W. Hanagan**, Hollister, CA
(US)

(73) Assignee: **Corbin Pacific, Inc.**, Hollister, CA
(US)

(**) Term: **14 Years**

(21) Appl. No.: **29/179,865**

(22) Filed: **Apr. 16, 2003**

(51) **LOC (7) Cl.** **12-16**

(52) **U.S. Cl.** **D12/410**

(58) **Field of Search** D12/110, 409,
D12/410; 224/412-433, 315, 435; 296/37.1;
180/219

(56) **References Cited**

U.S. PATENT DOCUMENTS

D163,701 S * 6/1951 Rochelle D12/410
D479,185 S * 9/2003 Hanagan D12/410

* cited by examiner

Primary Examiner—Alan P. Douglas

Assistant Examiner—Linda Brooks

(74) *Attorney, Agent, or Firm*—Pepe & Hazard LLP; Peter Costas


(57) **CLAIM**

The ornamental design for a pair of motorcycle saddlebags, as shown and described.

DESCRIPTION

FIG. 1 is a front perspective view of the right saddlebag of the pair of motorcycle saddlebags, it being understood that the left saddlebag of the pair of motorcycle saddlebags is a mirror image of the right saddlebag; FIG. 2 is a front elevational view thereof; FIG. 3 is a rear elevational view thereof; FIG. 4 is an elevational view of the outer side thereof; and, FIG. 5 is a side elevational view of the inner side thereof. The claimed design is directed to the pair of motorcycle saddlebags. The saddlebags are shown separately in FIGS. 1-5 for clarity.

1 Claim, 5 Drawing Sheets






FIG. 1




FIG. 2



FIG. 3




FIG. 4




FIG. 5