

US00D497340S1

(12) **United States Design Patent**
Anderson et al.

(10) **Patent No.:** **US D497,340 S**
(45) **Date of Patent:** **** Oct. 19, 2004**

(54) **MOTORCYCLE WHEEL**
(75) Inventors: **Mark D. Anderson**, Eden Prairie, MN (US); **Thomas E. Kramer**, Coon Rapids, MN (US); **Fusu Thao**, St. Paul, MN (US)

D415,728 S * 10/1999 Chung D12/209
D419,943 S * 2/2000 Roesianto D12/209
D423,443 S * 4/2000 Hussaini et al. D12/209
D440,933 S * 4/2001 Vian D12/209
D489,308 S * 5/2004 Tirado D12/209

* cited by examiner

(73) Assignee: **Sharper World Productions, LLC**, Eden Prairie, MN (US)

Primary Examiner—Stacia Cadmus
(74) *Attorney, Agent, or Firm*—Larkin Hoffman Daly & Lindgren Ltd.; Thomas J. Oppold, Esq.

(**) Term: **14 Years**

(57) **CLAIM**

(21) Appl. No.: **29/202,107**

The ornamental design for a motorcycle wheel, as shown and described.

(22) Filed: **Mar. 25, 2004**

DESCRIPTION

(51) **LOC (7) Cl.** **12-16**

(52) **U.S. Cl.** **D12/209**

(58) **Field of Search** D12/204–213;
301/37.101, 64.101, 65

FIG. 1 is a perspective view of the motorcycle wheel of the present invention; and, FIG. 2 is a side elevation view of the motorcycle wheel of FIG. 1.


The broken line showing of environment is for illustrative purposes only and forms no part of the claimed design.

(56) **References Cited**

U.S. PATENT DOCUMENTS

D396,443 S * 7/1998 Neeper D12/209

1 Claim, 2 Drawing Sheets



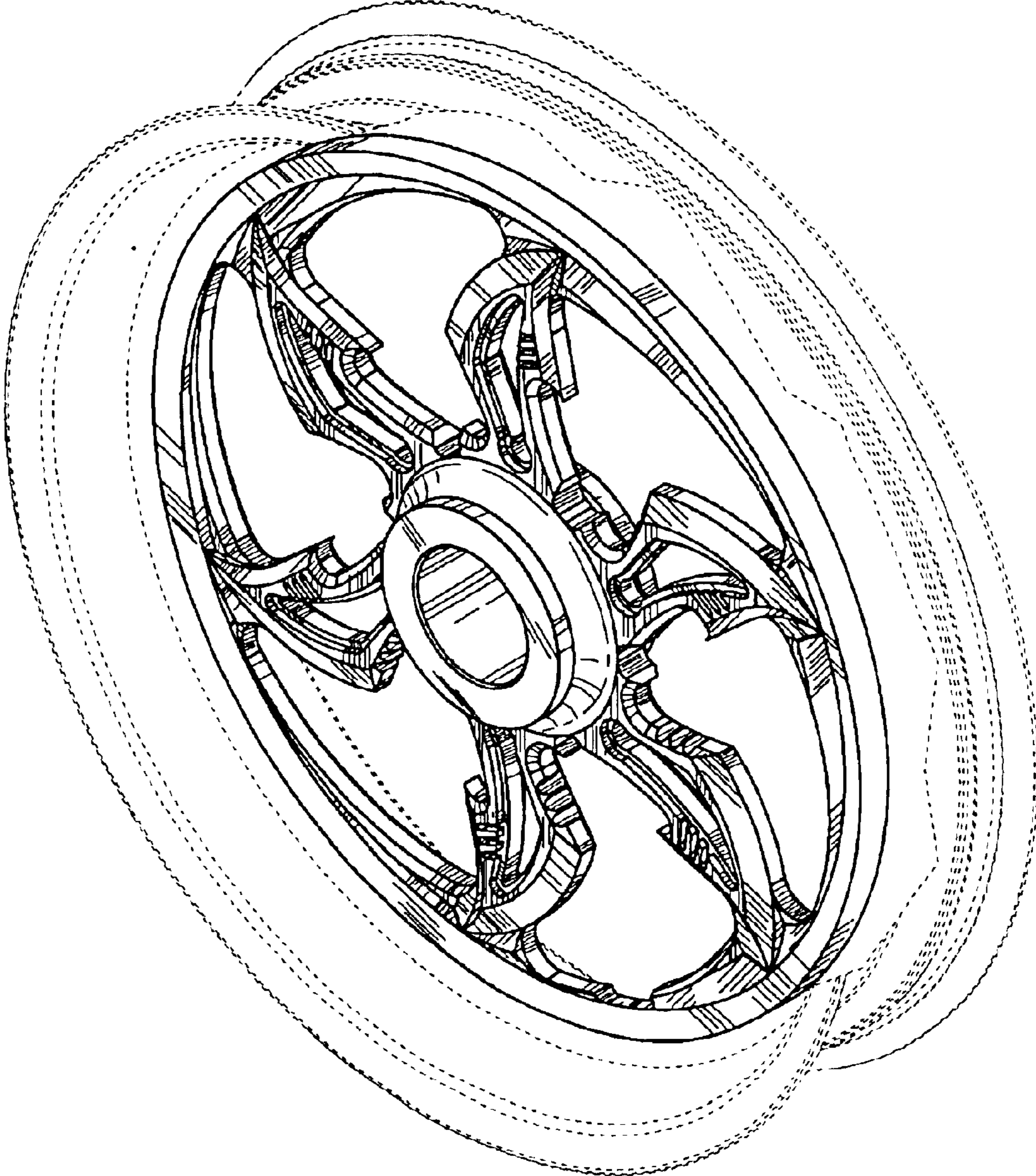


Fig. 1




Fig. 2