

US00D497334S1

(12) **United States Design Patent**
Elwell et al.

(10) **Patent No.:** **US D497,334 S**

(45) **Date of Patent:** **** Oct. 19, 2004**

(54) **TEXAS GRILLE INSERT**

(75) Inventors: **Dennis S. Elwell**, Ankeny, IA (US);
Jamie R. Bernardy, Ames, IA (US)

(73) Assignee: **Putco, Inc.**, Story City, IA (US)

(**) Term: **14 Years**

(21) Appl. No.: **29/188,166**

(22) Filed: **Aug. 13, 2003**

(51) **LOC (7) Cl.** **12-16**

(52) **U.S. Cl.** **D12/163**

(58) **Field of Search** D12/163, 171,
D12/90-92, 216, 169, 196; 180/68.1, 68.6;
296/194

(56) **References Cited**

U.S. PATENT DOCUMENTS

D456,322 S	*	4/2002	Horowitz	D12/163
D466,453 S	*	12/2002	Elwell et al.	D12/163
D472,854 S	*	4/2003	Weber et al.	D12/163
D473,497 S	*	4/2003	Leazenby	D12/163
D473,828 S	*	4/2003	Leazenby	D12/163

D475,002 S	*	5/2003	Leazenby	D12/163
D476,604 S	*	7/2003	Longfellow	D12/163
D480,667 S	*	10/2003	Price et al.	D12/163
D484,833 S	*	1/2004	Kato	D12/163
D485,793 S	*	1/2004	Meza et al.	D12/163

* cited by examiner

Primary Examiner—Melody N. Brown

(74) *Attorney, Agent, or Firm*—McKee, Voorhees & Sease, P.L.C.

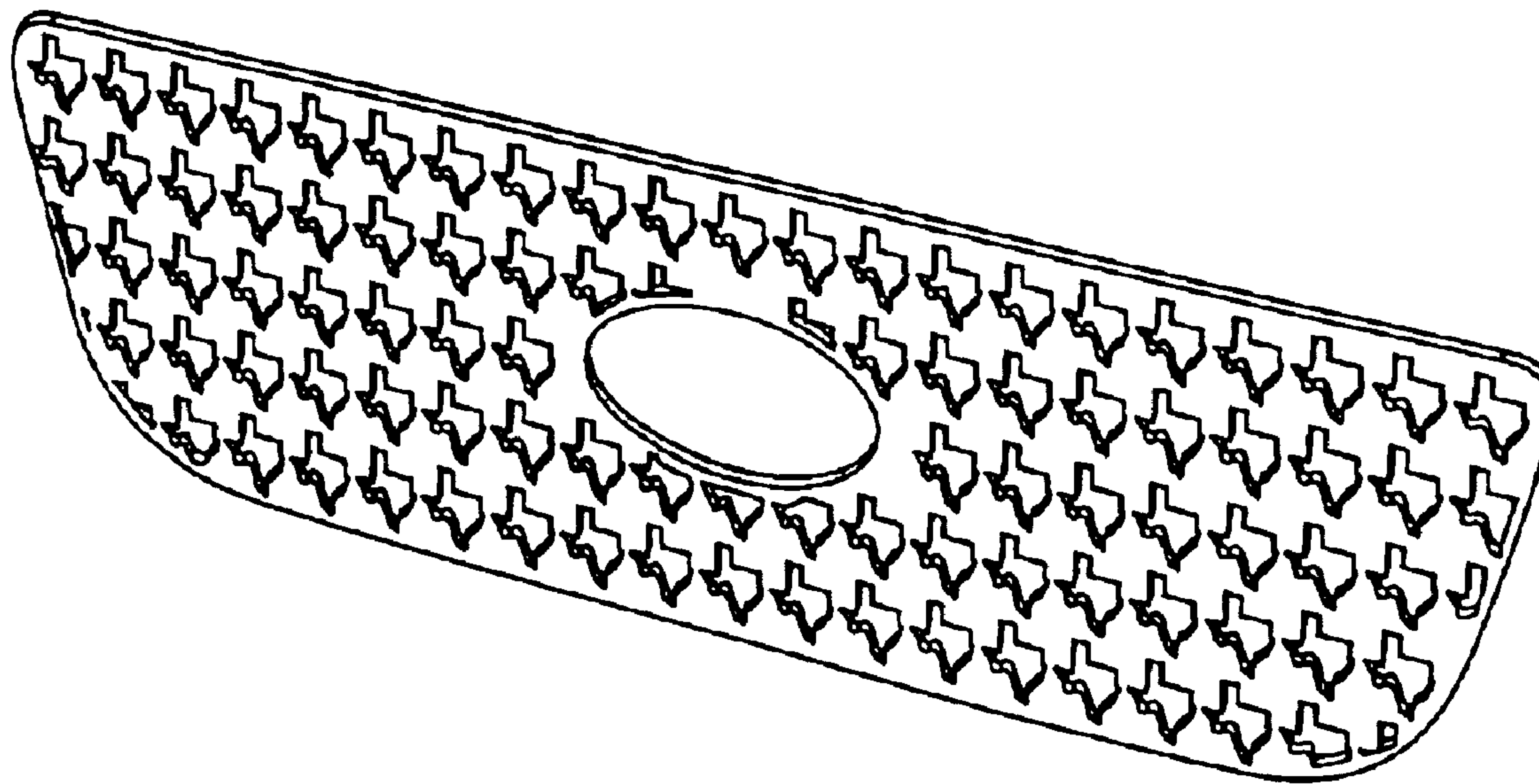
(57) **CLAIM**

The ornamental design for a Texas grille insert, as shown and described.

DESCRIPTION

FIG. 1 is a perspective view of a Texas grille insert showing our new design;
FIG. 2 is an end elevational view thereof, the opposite end is a mirror image that shown;
FIG. 3 is a top plan view thereof;
FIG. 4 is a bottom plan view thereof;
FIG. 5 is a front elevational view thereof; and,
FIG. 6 is a rear elevational view thereof.

1 Claim, 1 Drawing Sheet



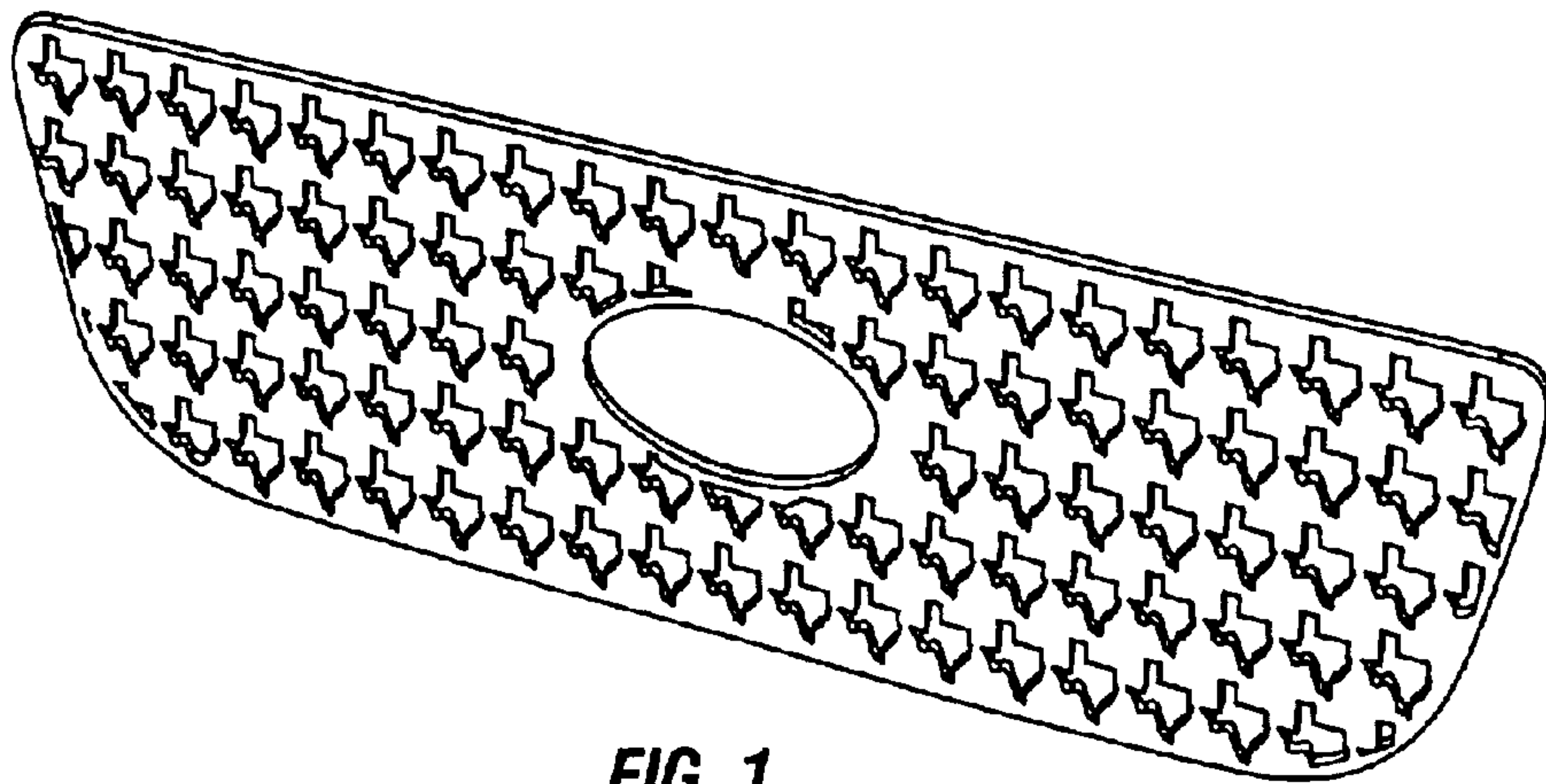


FIG. 1



FIG. 2

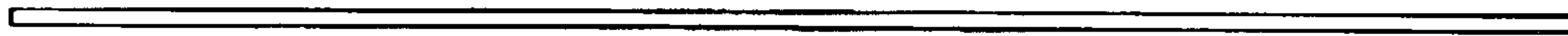


FIG. 3




FIG. 4

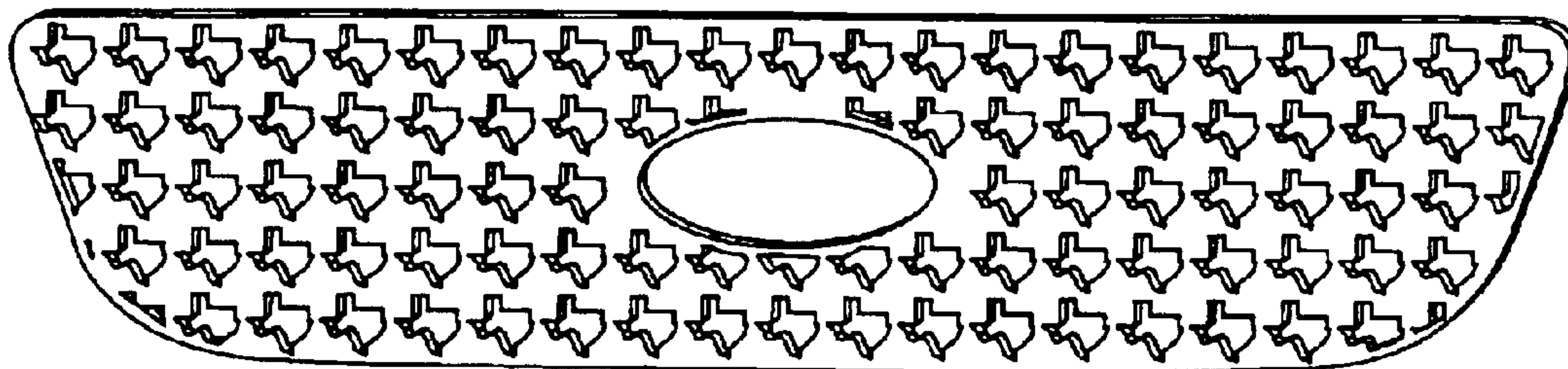


FIG. 5

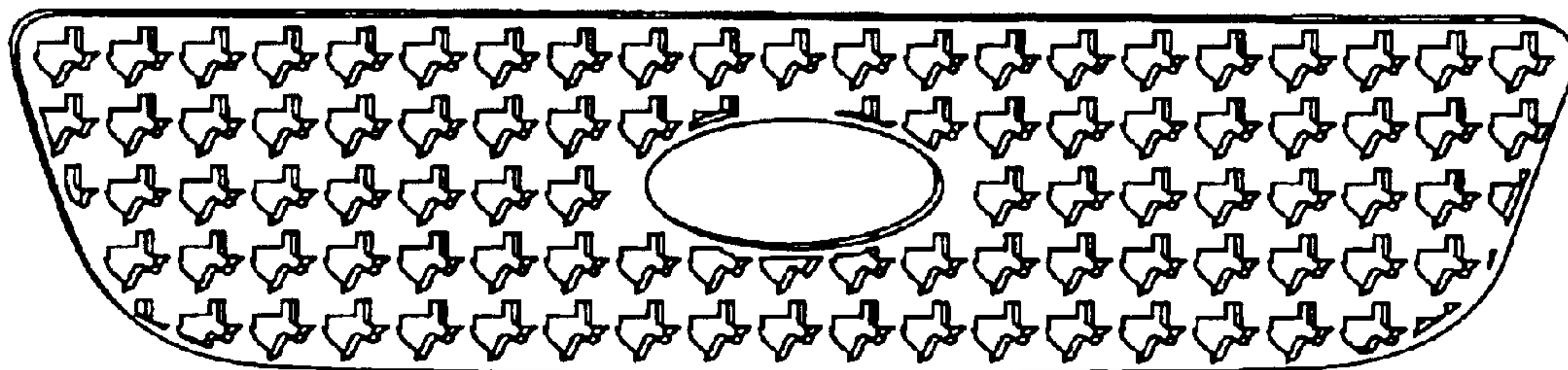


FIG. 6