



US00D497333S1

(12) **United States Design Patent**
Elwell et al.

(10) **Patent No.:** **US D497,333 S**
(45) **Date of Patent:** **** Oct. 19, 2004**

- (54) **TEXAS GRILLE INSERT**
- (75) Inventors: **Dennis S. Elwell**, Ankeny, IA (US);
Jamie R. Bernardy, Ames, IA (US)
- (73) Assignee: **Putco, Inc.**, Story City, IA (US)
- (**) Term: **14 Years**
- (21) Appl. No.: **29/188,101**
- (22) Filed: **Aug. 13, 2003**
- (51) **LOC (7) Cl.** **12-16**
- (52) **U.S. Cl.** **D12/163**
- (58) **Field of Search** D12/163, 171,
D12/90-92, 216, 169, 196; 180/68.1, 68.6;
296/194

- D475,002 S * 5/2003 Leazenby D12/163
- D476,604 S * 7/2003 Longfellow D12/163
- D480,667 S * 10/2003 Price et al. D12/163
- D484,833 S * 1/2004 Kato D12/163
- D485,793 S * 1/2004 Meza et al. D12/163

* cited by examiner

Primary Examiner—Melody N. Brown
(74) *Attorney, Agent, or Firm*—McKee, Voorhees & Sease, P.L.C.

(57) **CLAIM**

The ornamental design for a Texas grille insert, as shown and described.

DESCRIPTION

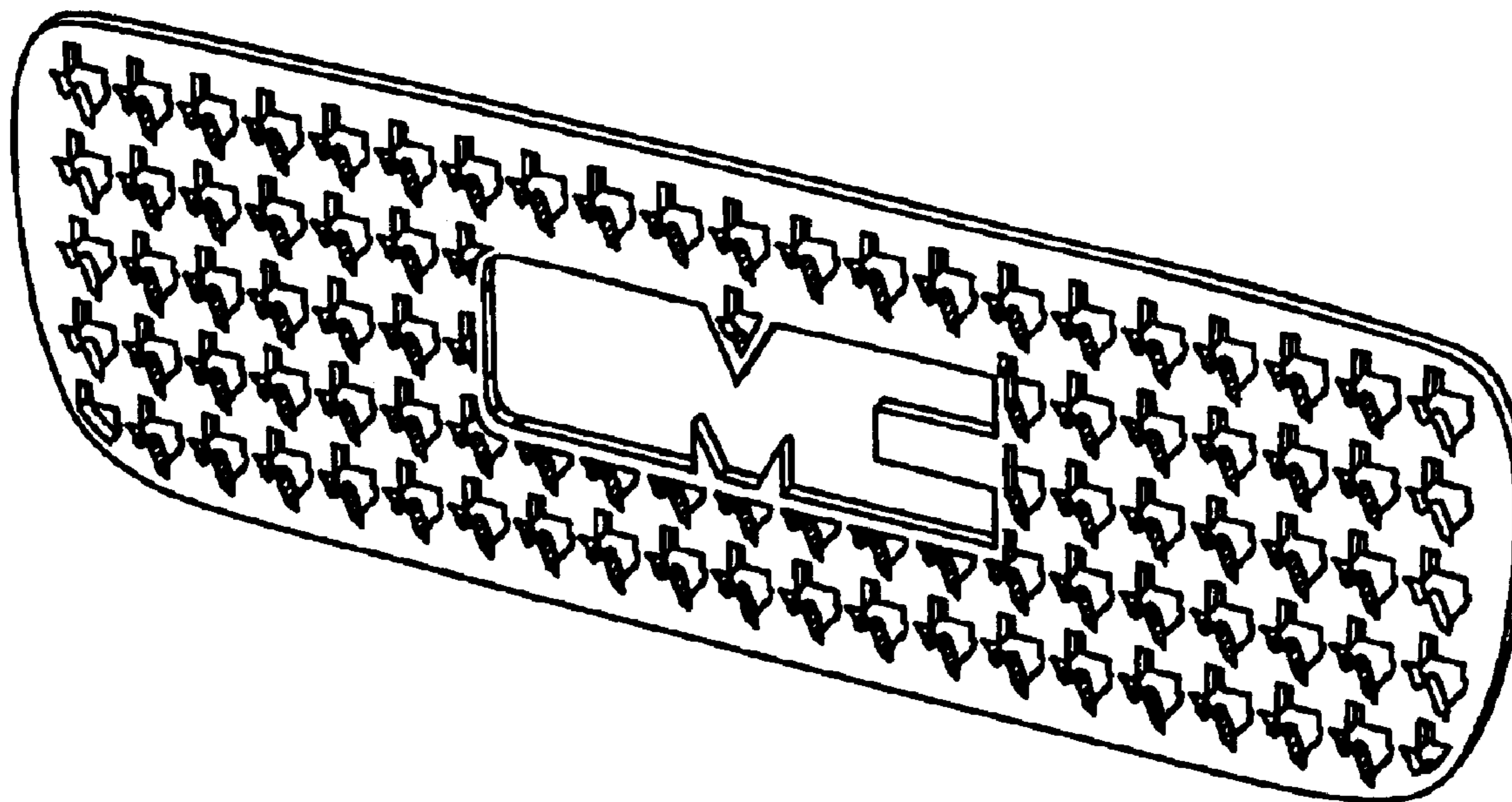
FIG. 1 is a perspective view of a Texas grille insert showing our new design;
FIG. 2 is an end elevational view thereof, the opposite end is a mirror image that shown;
FIG. 3 is a top plan view thereof;
FIG. 4 is a bottom plan view thereof;
FIG. 5 is a front elevational view thereof; and,
FIG. 6 is a rear elevational view thereof.

(56) **References Cited**

U.S. PATENT DOCUMENTS

- D456,322 S * 4/2002 Horowitz D12/163
- D466,453 S * 12/2002 Elwell et al. D12/163
- D472,854 S * 4/2003 Weber et al. D12/163
- D473,497 S * 4/2003 Leazenby D12/163
- D473,828 S * 4/2003 Leazenby D12/163

1 Claim, 1 Drawing Sheet



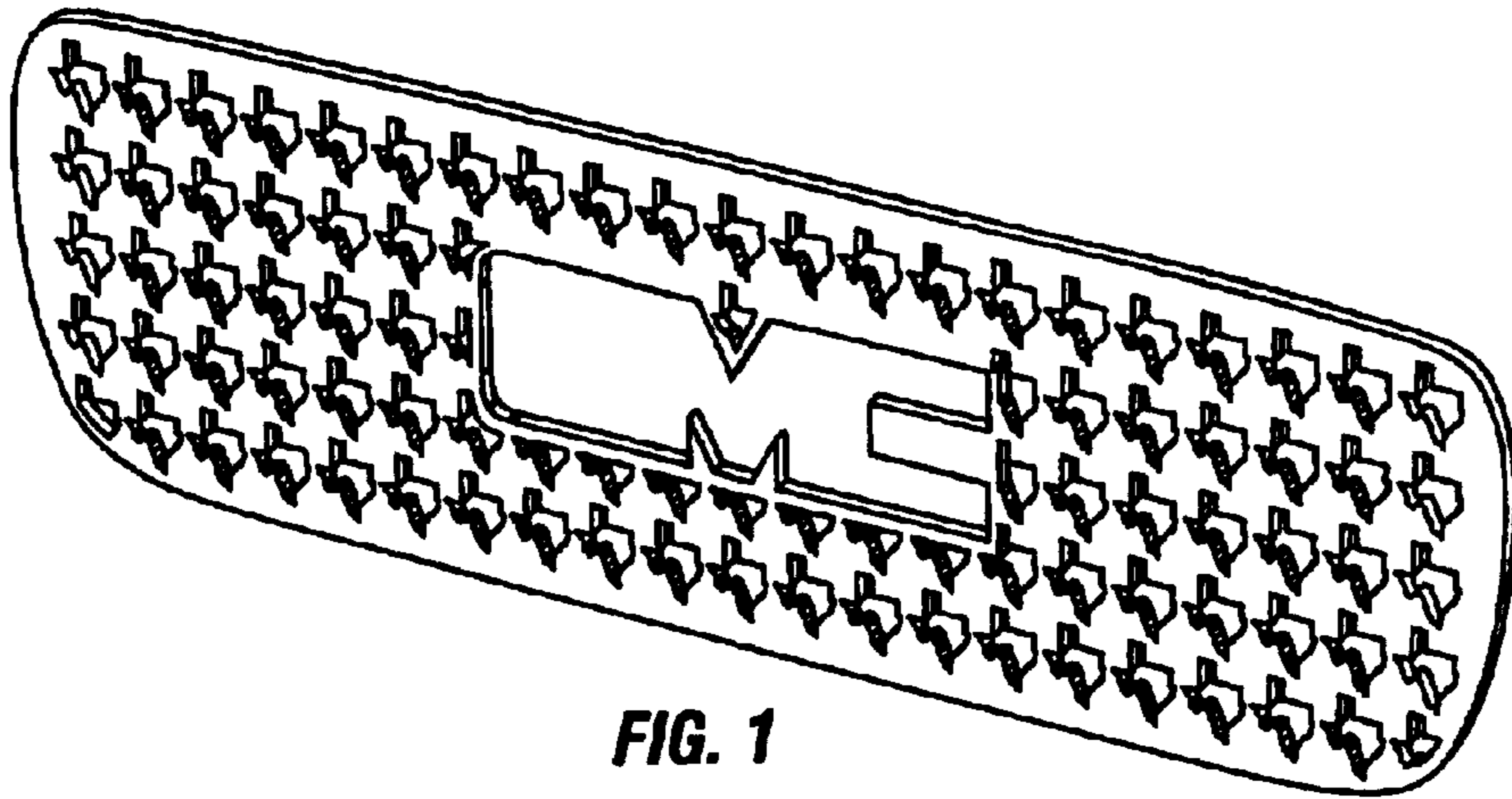


FIG. 1



FIG. 2



FIG. 3

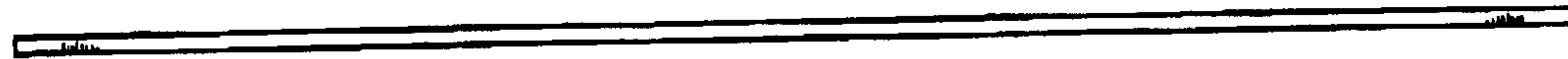


FIG. 4

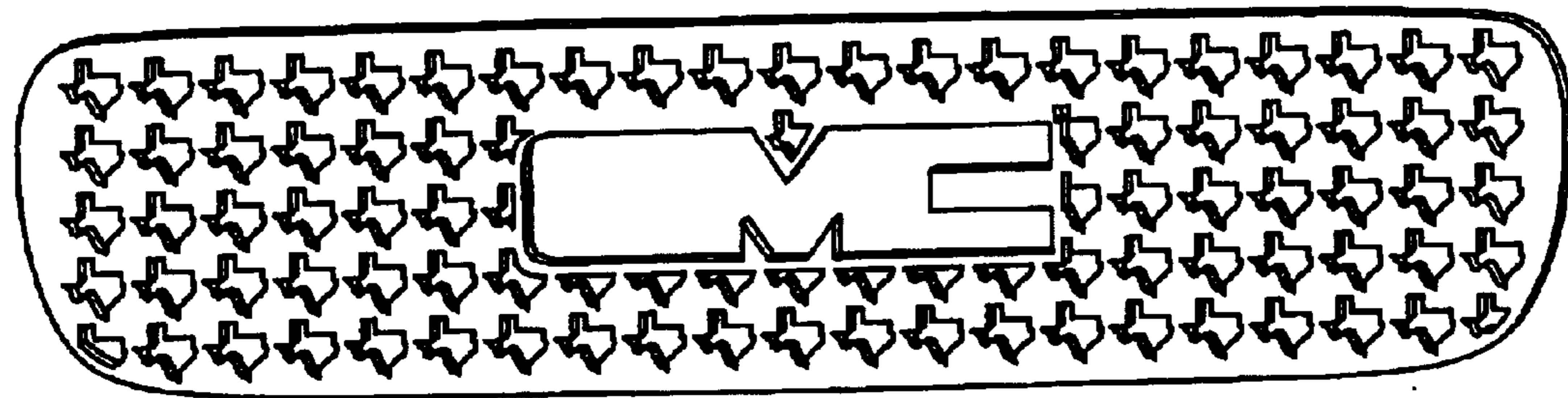


FIG. 5

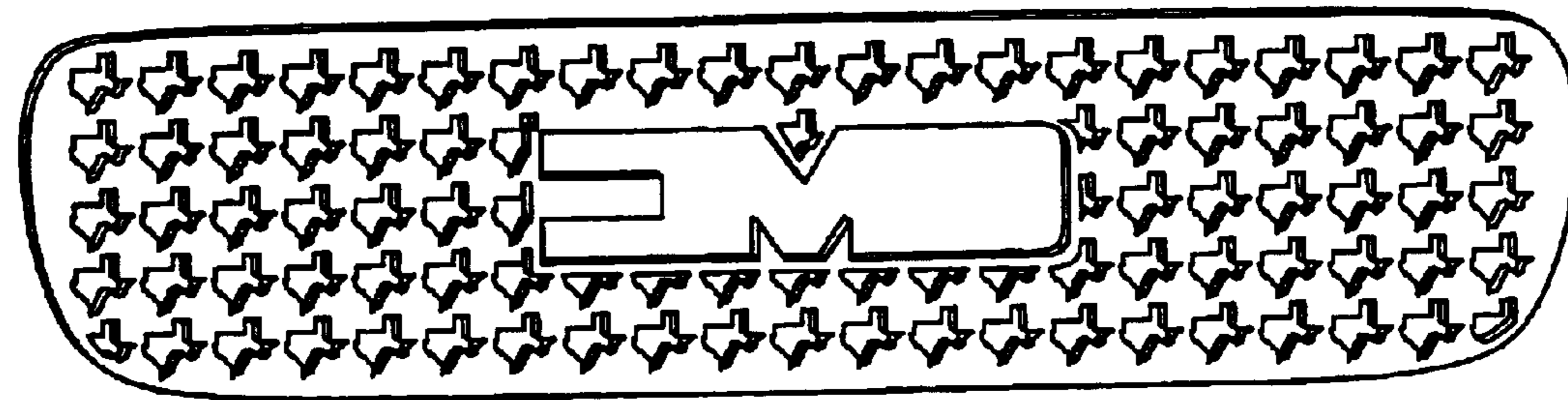


FIG. 6