

US00D497330S1

(12) **United States Design Patent**  
**Fukuyama et al.**

(10) **Patent No.:** **US D497,330 S**

(45) **Date of Patent:** **\*\* Oct. 19, 2004**

(54) **MOTORCYCLE**

D384,601 S \* 10/1997 Hiruma et al. .... D12/110  
D387,017 S \* 12/1997 Wakita et al. .... D12/110

(75) Inventors: **Kei Fukuyama, Wako (JP); Mitsuru Yamamoto, Wako (JP)**

\* cited by examiner

(73) Assignee: **Honda Giken Kogyo Kabushiki Kaisha, Tokyo (JP)**

*Primary Examiner*—Alan P. Douglas

*Assistant Examiner*—Linda Brooks

(74) *Attorney, Agent, or Firm*—Merchant & Gould, P.C.

(\*\*) **Term:** **14 Years**

(57) **CLAIM**

(21) Appl. No.: **29/179,172**

The ornamental design for a motorcycle, as shown and described.

(22) Filed: **Apr. 4, 2003**

(30) **Foreign Application Priority Data**

**DESCRIPTION**

Oct. 7, 2002 (JP) ..... 2002-027364

FIG. 1 is a front perspective view showing our new design;

(51) **LOC (7) Cl.** ..... **12-11**

FIG. 2 is a rear perspective view thereof;

(52) **U.S. Cl.** ..... **D12/110**

FIG. 3 is a front elevational view thereof;

(58) **Field of Search** ..... D12/110; 180/219,

FIG. 4 is a right side elevational view thereof;

180/225, 229

FIG. 5 is a left side elevational view thereof;

FIG. 6 is a rear elevational view thereof;

(56) **References Cited**


FIG. 7 is a top plan view thereof; and,

FIG. 8 is a bottom plan view thereof.


**U.S. PATENT DOCUMENTS**

D384,600 S \* 10/1997 Miwa et al. .... D12/110


**1 Claim, 6 Drawing Sheets**



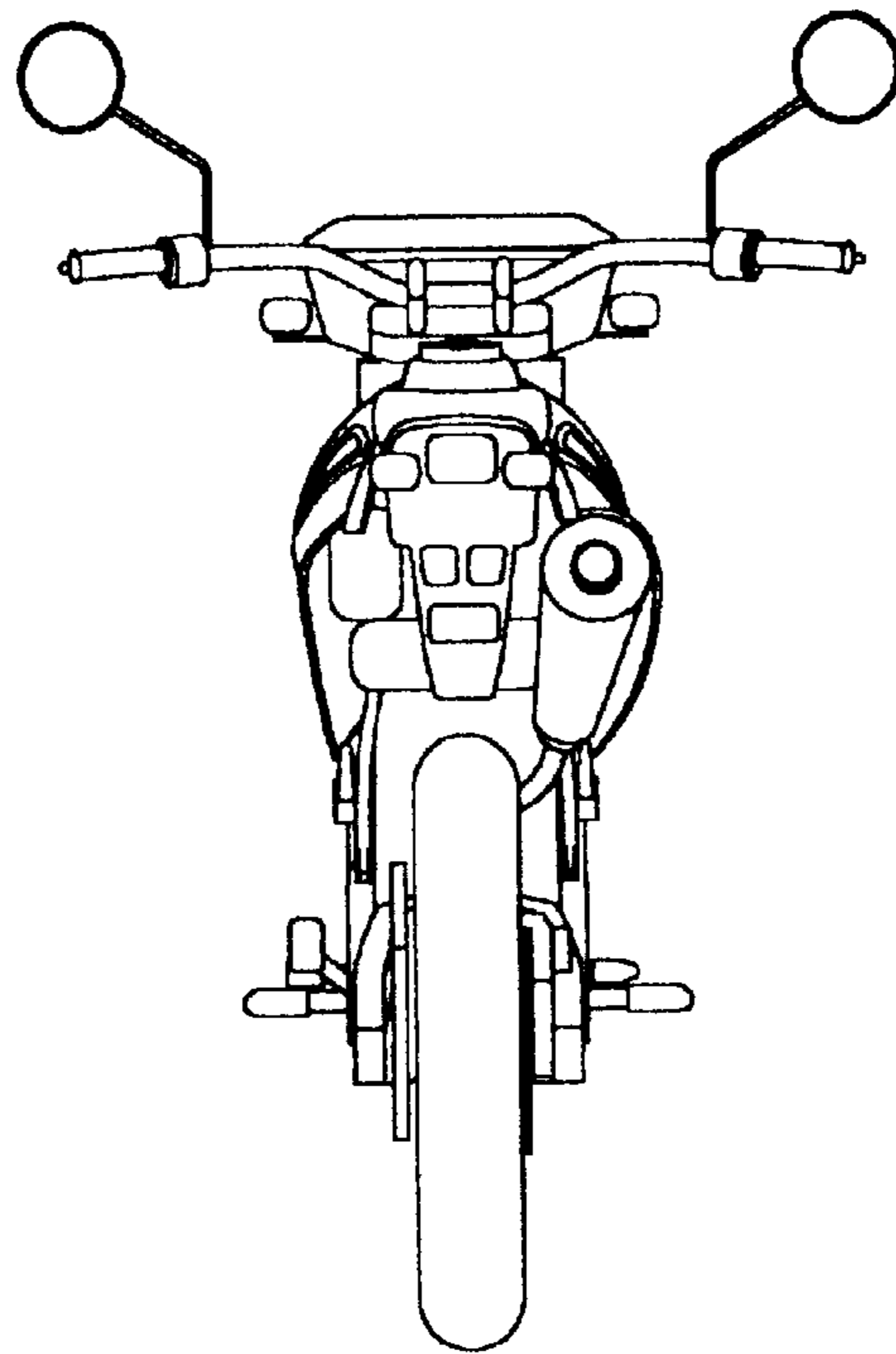
**FIG. 1**



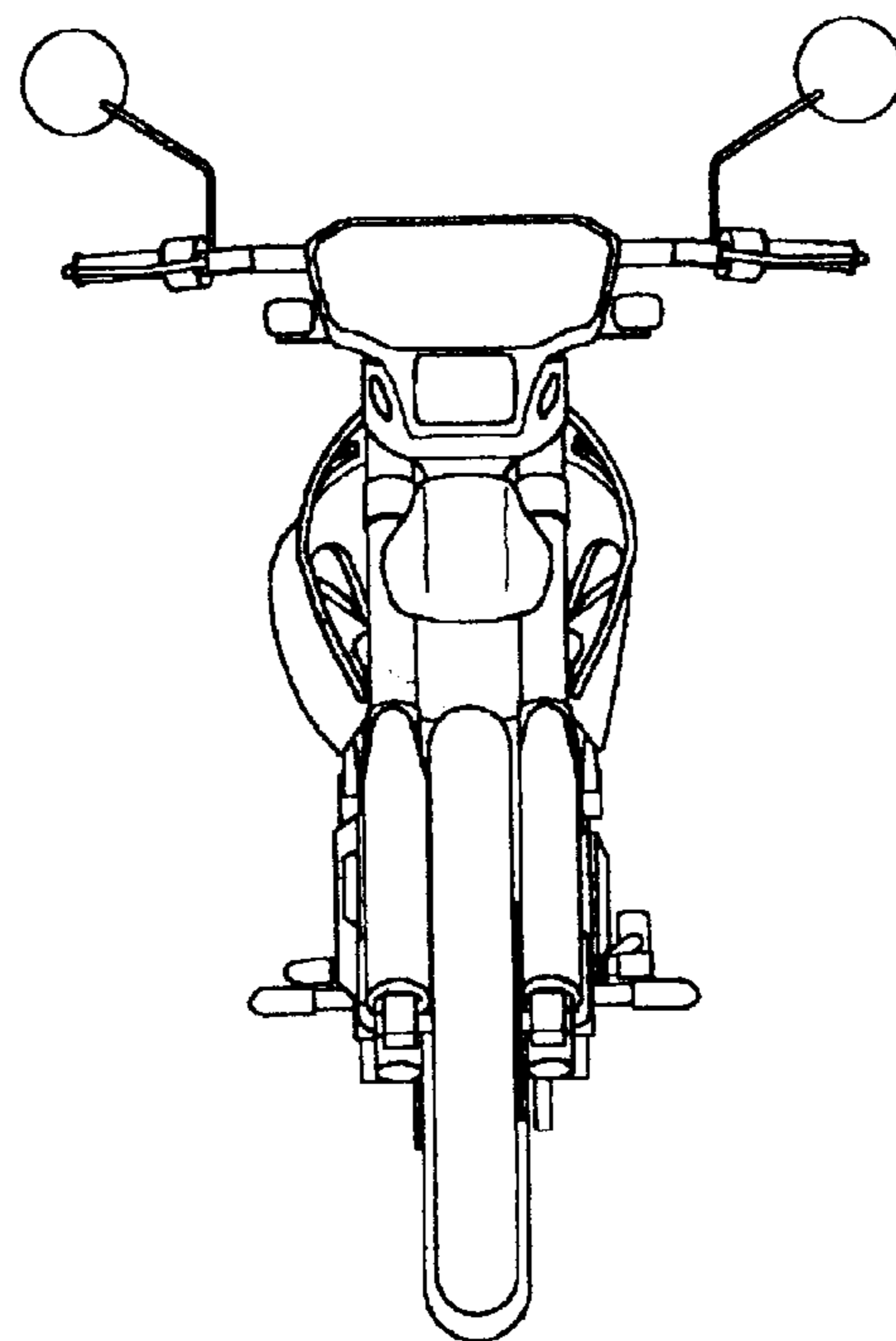
**FIG. 2**



**FIG. 6**




**FIG. 3**

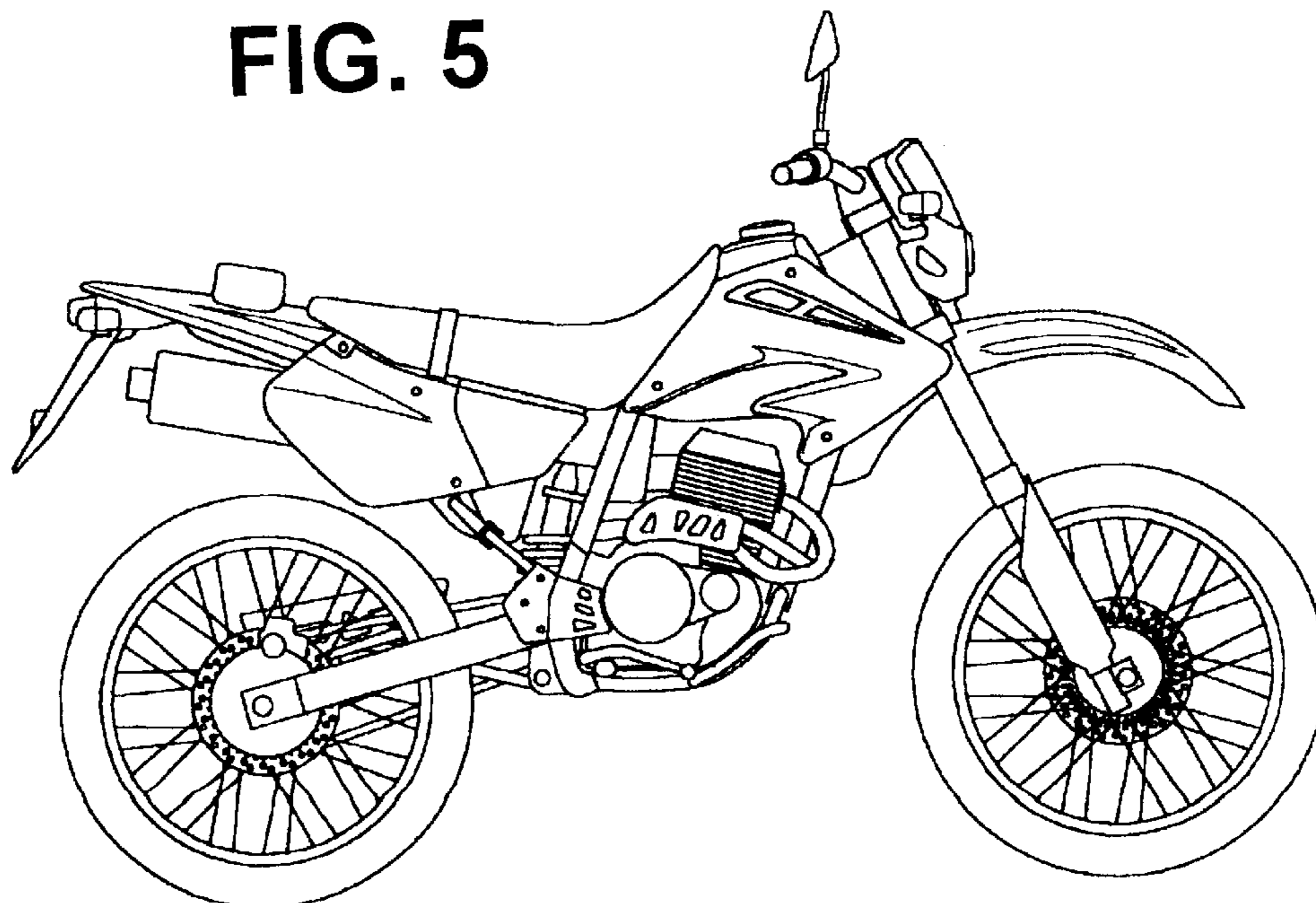




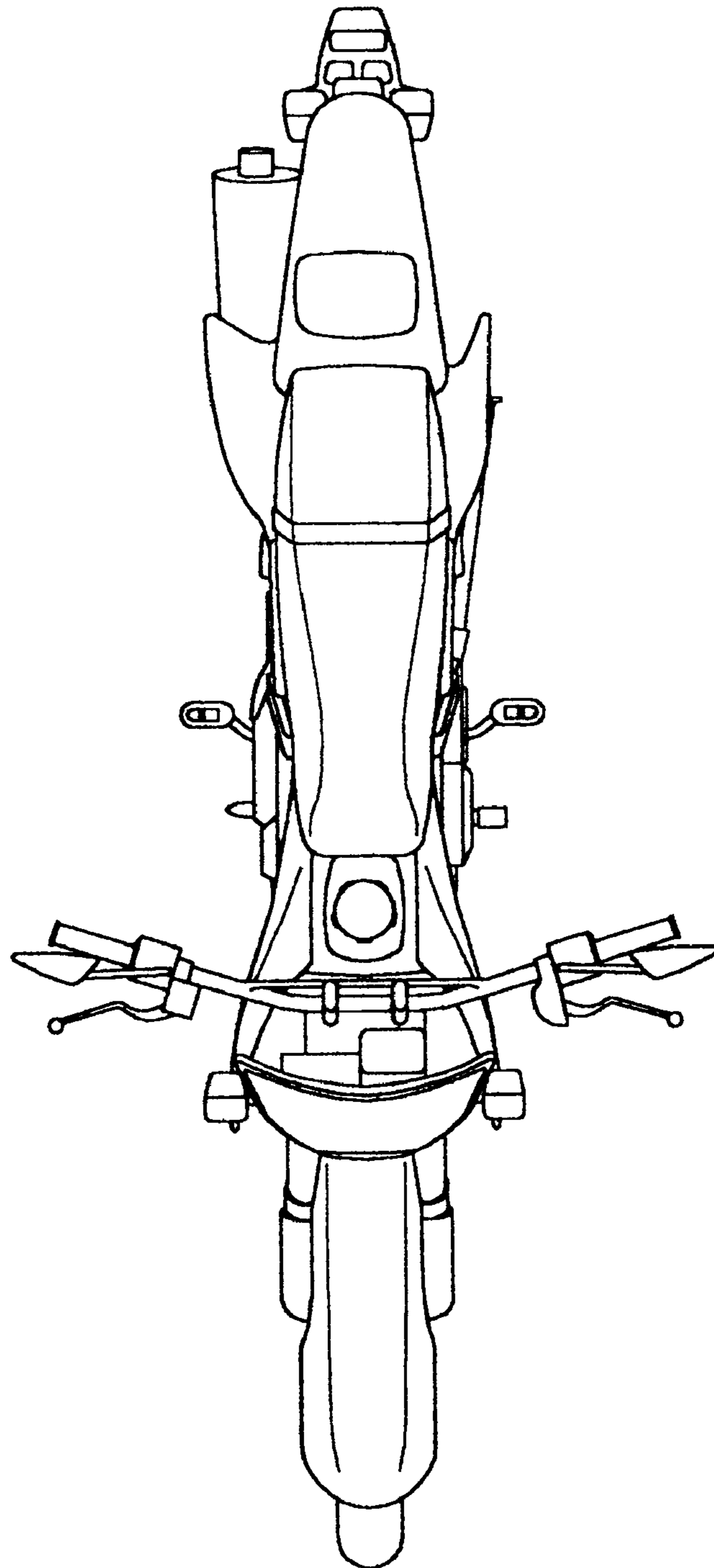
**FIG. 4**



**FIG. 5**



**FIG. 7**



**FIG. 8**

