

US00D497329S1

(12) **United States Design Patent** (10) **Patent No.:** **US D497,329 S**  
**Yamamoto et al.** (45) **Date of Patent:** **\*\* Oct. 19, 2004**

(54) **MOTORCYCLE**

(75) Inventors: **Shoji Yamamoto, Wako (JP);**  
**Takatsugu Kido, Wako (JP)**

(73) Assignee: **Honda Giken Kogyo Kabushiki**  
**Kaisha, Tokyo (JP)**

(\*\*) Term: **14 Years**

(21) Appl. No.: **29/177,303**

(22) Filed: **Mar. 10, 2003**

(30) **Foreign Application Priority Data**

Sep. 10, 2002 (JP) ..... 2002-024630

(51) **LOC (7) Cl.** ..... **12-11**

(52) **U.S. Cl.** ..... **D12/110**

(58) **Field of Search** ..... **D12/110; 180/219**

(56) **References Cited**

**U.S. PATENT DOCUMENTS**

- D384,600 S \* 10/1997 Miwa et al. .... D12/110
- D384,601 S \* 10/1997 Hiruma et al. .... D12/110
- D387,017 S \* 12/1997 Wakita et al. .... D12/110

\* cited by examiner

*Primary Examiner*—Alan P. Douglas  
*Assistant Examiner*—Linda Brooks

(74) *Attorney, Agent, or Firm*—Arent Fox PLLC

(57) **CLAIM**

The ornamental design for a motorcycle, as shown and described.

**DESCRIPTION**

FIG. 1 is a front view of the motorcycle showing our new design.

FIG. 2 is a rear view thereof.

FIG. 3 is a plan view thereof.

FIG. 4 is a bottom view thereof.

FIG. 5 is a right side view thereof.

FIG. 6 is a left side view thereof.

FIG. 7 is a front perspective view thereof seen from the right side.

FIG. 8 is a front perspective view thereof seen from the left side.

FIG. 9 is a rear perspective view thereof seen from the right side; and,

FIG. 10 is a rear perspective view thereof seen from the left side.

**1 Claim, 5 Drawing Sheets**




FIG.1




FIG.2




FIG.3

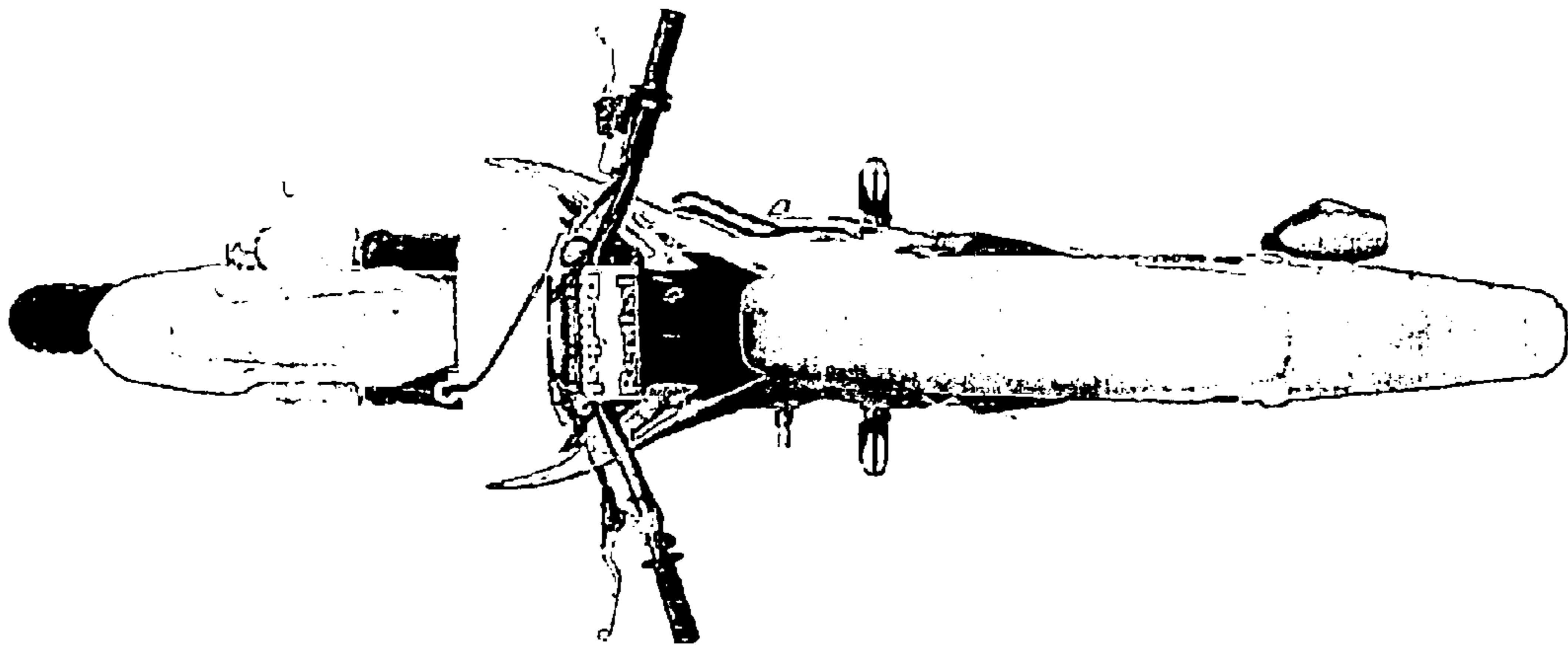


FIG.4




FIG.5




FIG.6




FIG.7




FIG.8




FIG.9



FIG.10

