

US00D497328S1

(12) **United States Design Patent**  
**Aikawa**

(10) **Patent No.:** **US D497,328 S**  
(45) **Date of Patent:** **\*\* Oct. 19, 2004**

(54) **SURFACE CONFIGURATION OF A VEHICLE BODY, TOY, AND/OR REPLICA**

D479,154 S \* 9/2003 Krugger et al. .... D12/91  
D479,492 S \* 9/2003 Gale et al. .... D12/91  
D483,696 S \* 12/2003 Howell et al. .... D12/92  
D490,022 S \* 5/2004 Sims et al. .... D12/92

(75) Inventor: **Masaki Aikawa, Kanagawa (JP)**

\* cited by examiner

(73) Assignee: **Nissan Motor Co., Ltd., Yokohama (JP)**

*Primary Examiner*—Melody N. Brown

(\*\*) Term: **14 Years**

(74) *Attorney, Agent, or Firm*—Foley & Lardner LLP

(21) Appl. No.: **29/196,415**

(57) **CLAIM**

(22) Filed: **Dec. 30, 2003**

The ornamental design for a surface configuration of a vehicle body, toy, and/or replica, as shown and described.

(30) **Foreign Application Priority Data**

**DESCRIPTION**

Sep. 17, 2003 (JP) ..... 2003-027118

FIG. 1 is a perspective view of a surface configuration of a vehicle body, toy, and/or replica;

(51) **LOC (7) Cl.** ..... **12-08**

FIG. 2 is a second perspective view thereof;

(52) **U.S. Cl.** ..... **D12/92**

FIG. 3 is a front view thereof;

(58) **Field of Search** ..... D12/90–92, 86,  
D12/88; D21/424, 433; 296/185

FIG. 4 is a rear view thereof;

FIG. 5 is a left side view thereof;

FIG. 6 is a right side view thereof;

FIG. 7 is a top plan view thereof; and,

FIG. 8 is a bottom view thereof.

(56) **References Cited**

**U.S. PATENT DOCUMENTS**

D467,524 S \* 12/2002 Desmond ..... D12/92  
D476,601 S \* 7/2003 Stoddard et al. .... D12/92

**1 Claim, 4 Drawing Sheets**




FIG.1




FIG.2




FIG.3




FIG.4




FIG.5




FIG.6

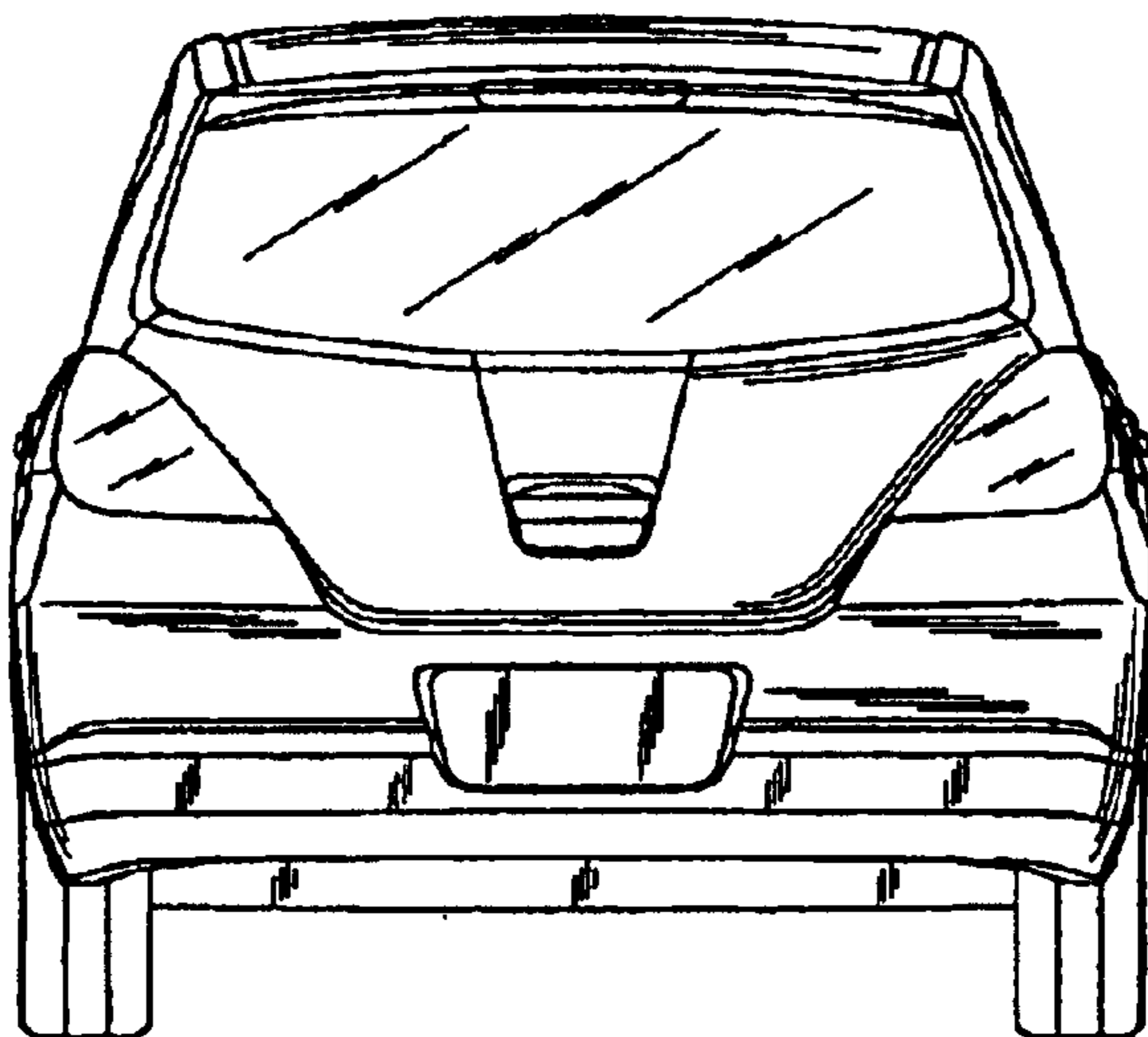


FIG.7

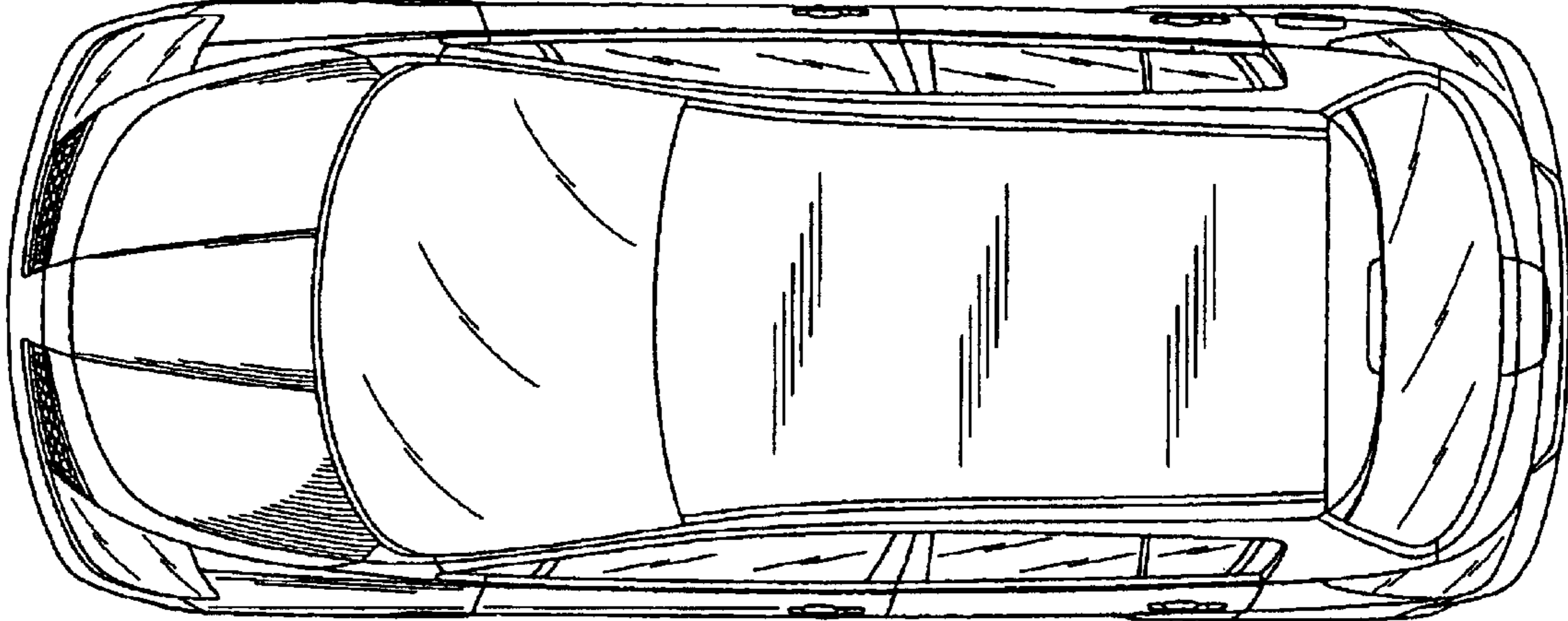


FIG.8

