



US00D497327S1

(12) **United States Design Patent**  
**Lai**

(10) **Patent No.:** **US D497,327 S**  
(45) **Date of Patent:** **\*\* Oct. 19, 2004**

(54) **SURFACE CONFIGURATION OF A VEHICLE, TOY AND/OR OTHER REPLICAS**

(75) Inventor: **Pinky Lai**, Königsbach-Stein (DE)

(73) Assignee: **Dr. Ing. h.c.F. Porsche Aktiengesellschaft**, Stuttgart (DE)

(\*\*) Term: **14 Years**

(21) Appl. No.: **29/196,109**

(22) Filed: **Dec. 23, 2003**

(30) **Foreign Application Priority Data**

Jun. 23, 2003 (EM) ..... 44243-0001

(51) **LOC (7) Cl.** ..... **12-08**

(52) **U.S. Cl.** ..... **D12/92**

(58) **Field of Search** ..... D12/90-92, 86;  
D21/424, 433; 296/185

(56) **References Cited**

**U.S. PATENT DOCUMENTS**

D411,139 S	*	6/1999	Lai	.....	D12/92
D417,414 S	*	12/1999	Mobius et al.	.....	D12/92
D431,796 S	*	10/2000	Lagaay et al.	.....	D12/92
D436,061 S	*	1/2001	Mobius et al.	.....	D12/92
D438,145 S	*	2/2001	Hatter	.....	D12/92
D449,254 S	*	10/2001	Larson	.....	D12/92
D477,253 S	*	7/2003	Minami et al.	.....	D12/92

D480,021 S \* 9/2003 Warming ..... D12/92

\* cited by examiner

*Primary Examiner*—Melody N. Brown

(74) *Attorney, Agent, or Firm*—Crowell & Moring LLP

(57) **CLAIM**

The ornamental design for a surface configuration of a vehicle, toy and/or other replicas, as shown and described.

**DESCRIPTION**


FIG. 1 is a front, left perspective view of a surface configuration of a vehicle, toy and/or other replicas according to my novel design, the front, right perspective view being mirror symmetrical;

FIG. 2 is a rear, left perspective view of the surface configuration of a vehicle, toy and/or other replicas according to my novel design, the rear, right perspective view being mirror symmetrical;

FIG. 3 is a left side view of the surface configuration of a vehicle, toy and/or other replicas according to my novel design, the right side view being mirror symmetrical; and, FIG. 4 is a front view of the surface configuration of a vehicle, toy and/or other replicas according to my novel design.

The broken lines are for illustrative purposes only and form no part of the claimed design.

**1 Claim, 4 Drawing Sheets**



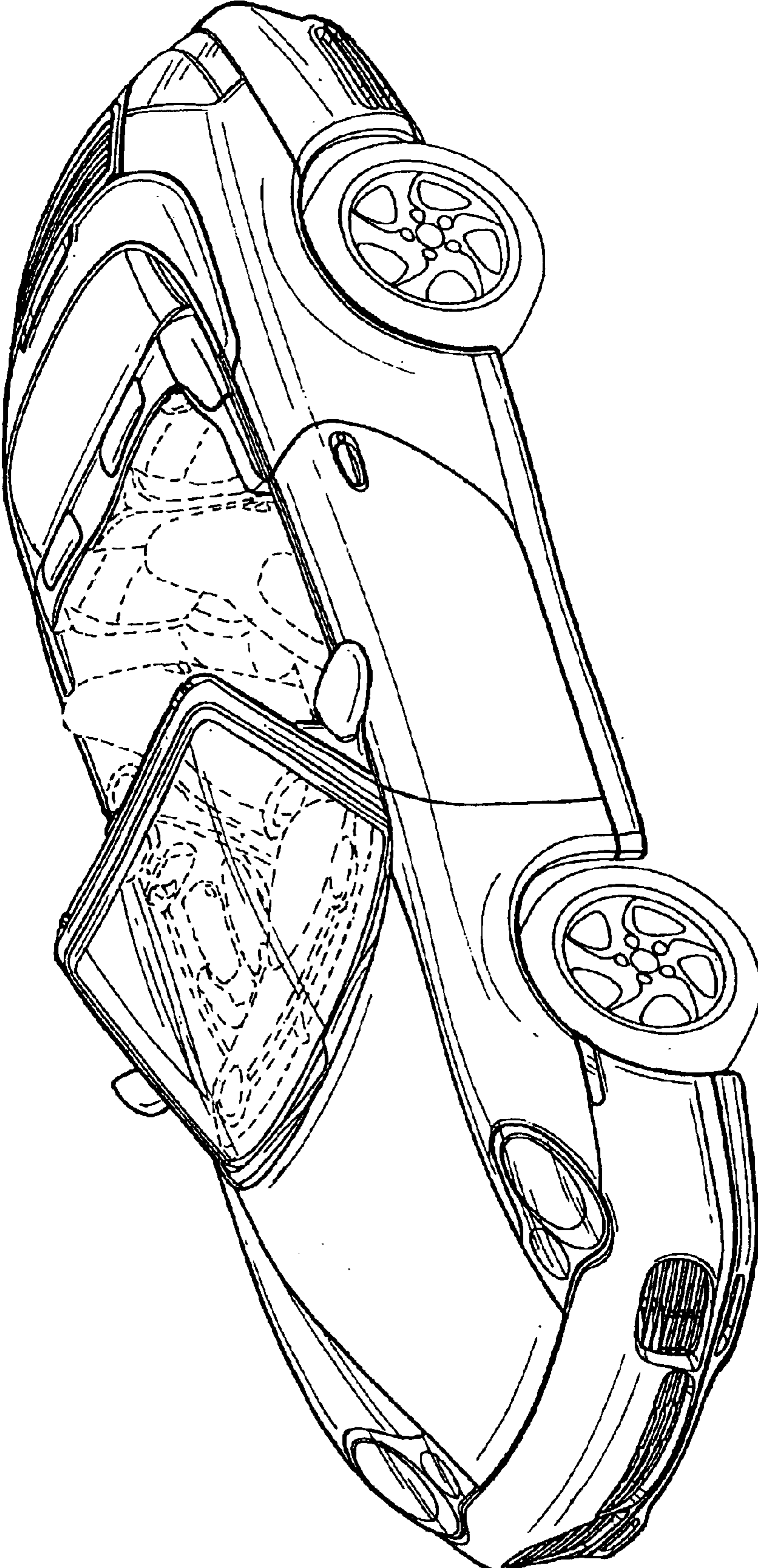


FIG. 1



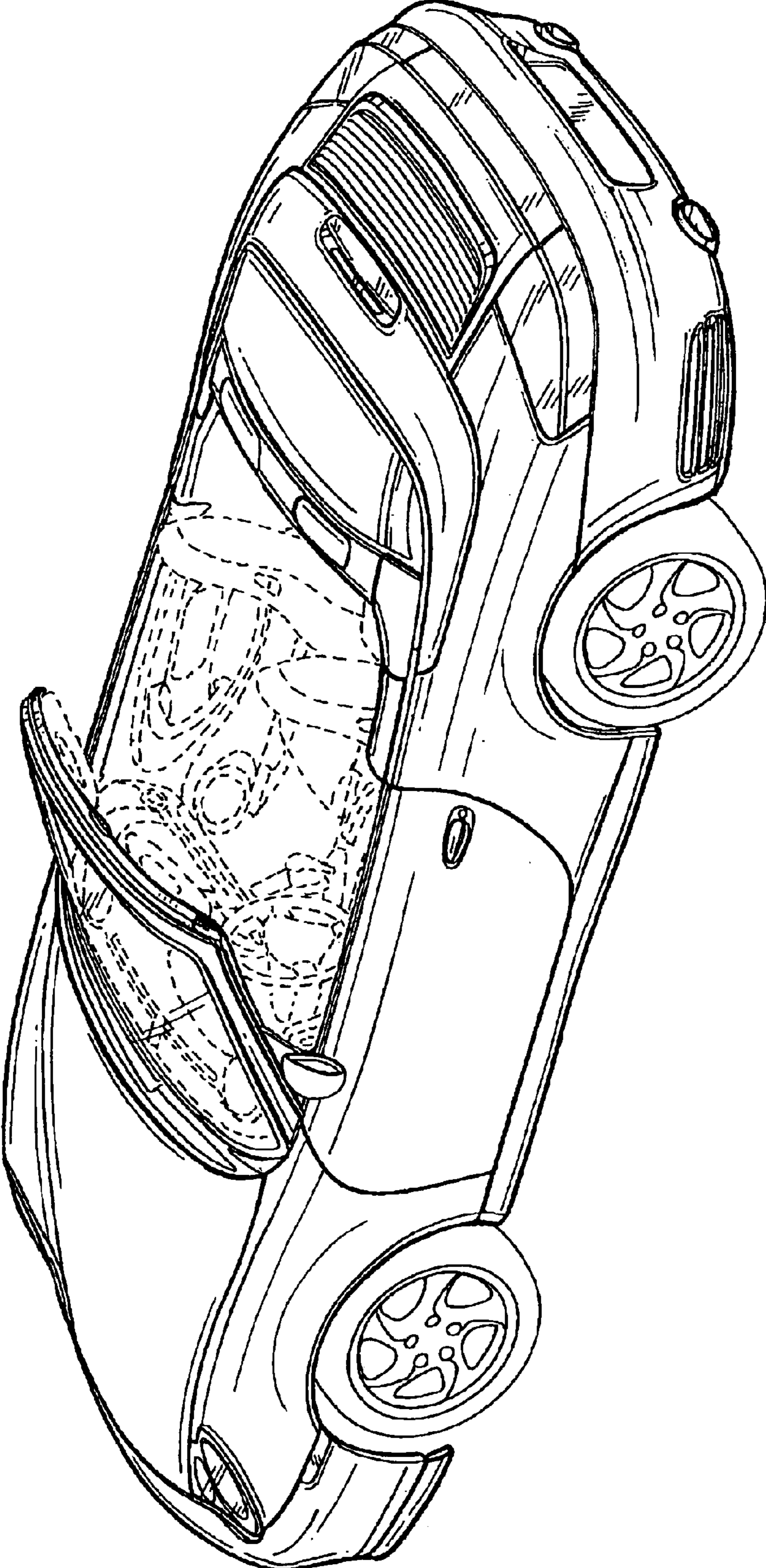


FIG. 2

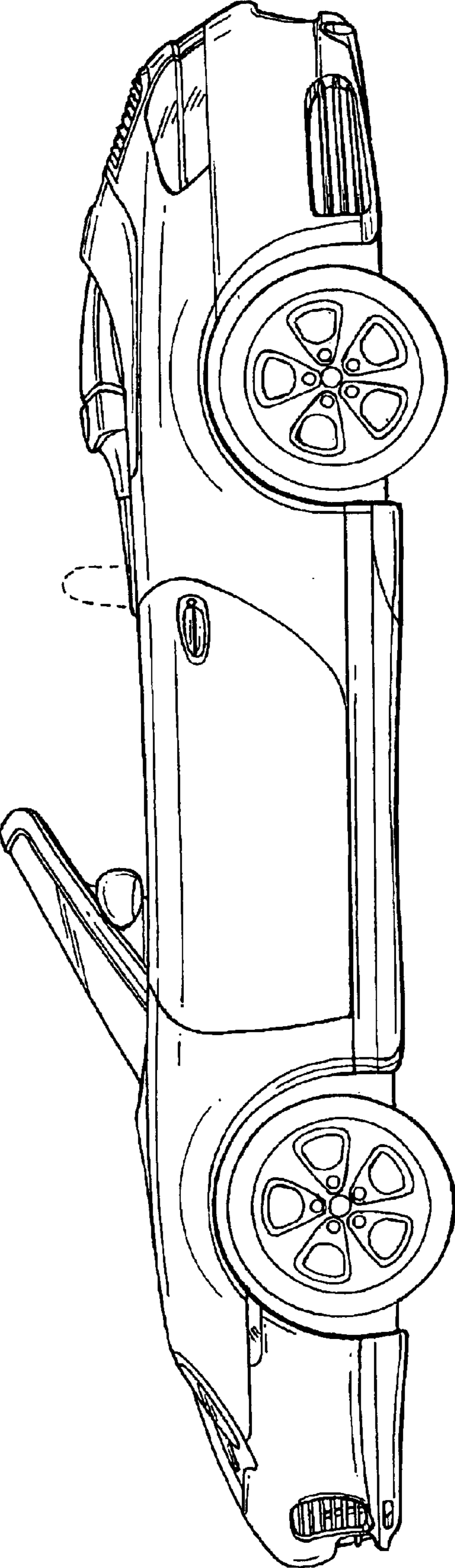


FIG. 3




FIG. 4