

US00D497325S1

(12) **United States Design Patent** (10) **Patent No.:** **US D497,325 S**
Fireman (45) **Date of Patent:** **** Oct. 19, 2004**

(54) **SNOW SLED**

(75) Inventor: **Andrew F. Fireman**, N. Bethesda, MD
(US)

(73) Assignee: **Wham-O, Inc.**, Emeryville, CA (US)

(**) Term: **14 Years**

(21) Appl. No.: **29/174,430**

(22) Filed: **Jan. 18, 2003**

Related U.S. Application Data

(63) Continuation-in-part of application No. 29/151,862, filed on
Dec. 10, 2001, now abandoned.

(51) **LOC (7) Cl.** **12-14**

(52) **U.S. Cl.** **D12/11**

(58) **Field of Search** D12/6, 9-11; D21/760,
D21/766-770; 280/11-12, 15-21.1, 845,
13-14; 441/129-132

(56) **References Cited**

U.S. PATENT DOCUMENTS

D380,705 S * 7/1997 Fenton et al. D12/11

D402,594 S * 12/1998 Fireman D12/11

D419,918 S * 2/2000 Haley et al. D12/11

D447,529 S * 9/2001 Fireman et al. D21/769

D459,680 S * 7/2002 Fireman et al. D12/11

D465,746 S * 11/2002 Fireman et al. D12/11

D466,441 S * 12/2002 Fireman et al. D12/11

* cited by examiner

Primary Examiner—Nelson C. Holtje

(74) *Attorney, Agent, or Firm*—Kolisch Hartwell, P.C.

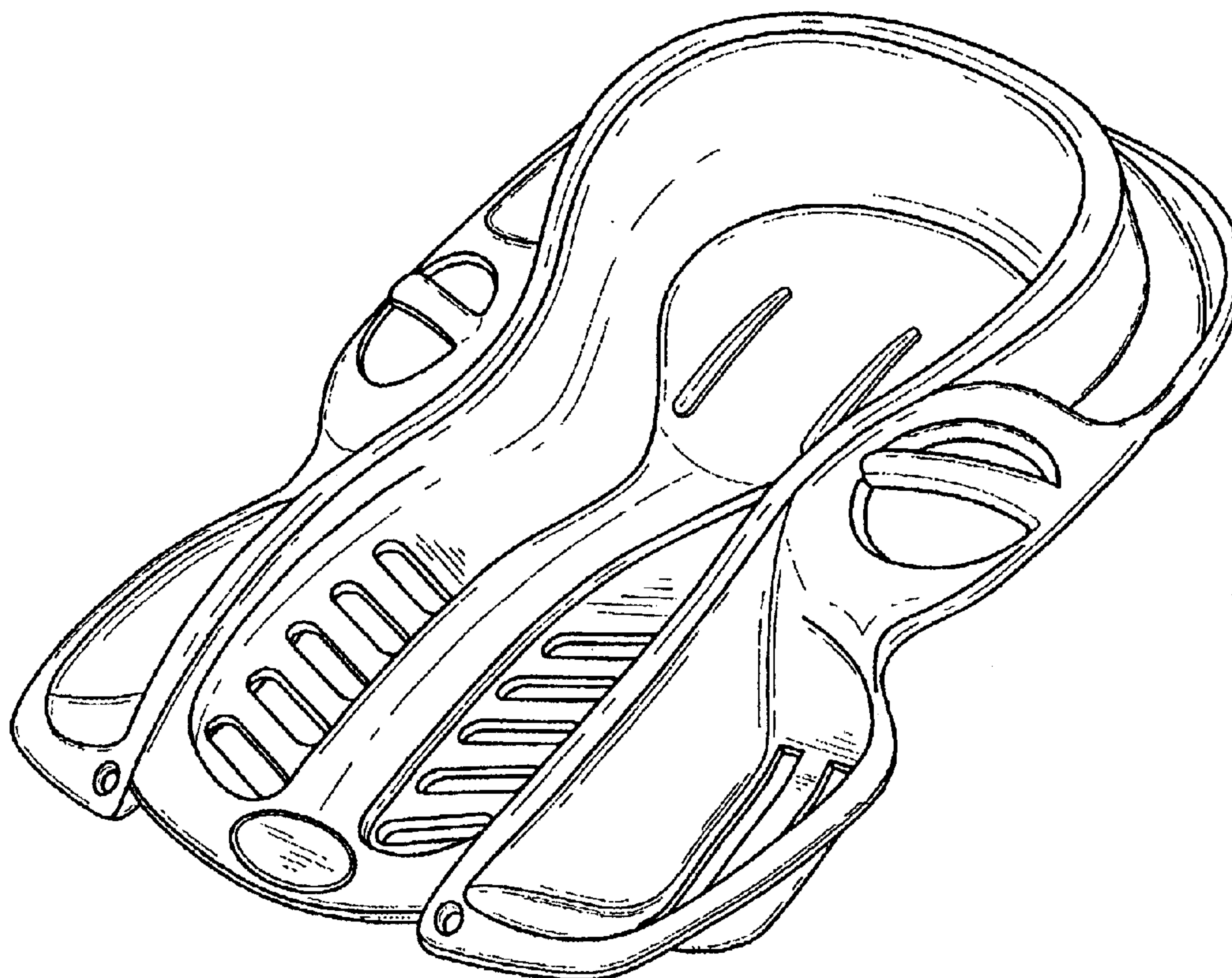
(57) **CLAIM**

The ornamental design of a “snow sled,” as shown and
described.

DESCRIPTION

FIG. 1 is a perspective view of the present invention;
FIG. 2 is a top plan view of the present invention;
FIG. 3 is a bottom plan view of the present invention;
FIG. 4 is a front elevation view of the present invention;
FIG. 5 is a rear elevation view of the present invention; and,
FIG. 6 is a side elevation view of the present invention.

1 Claim, 3 Drawing Sheets



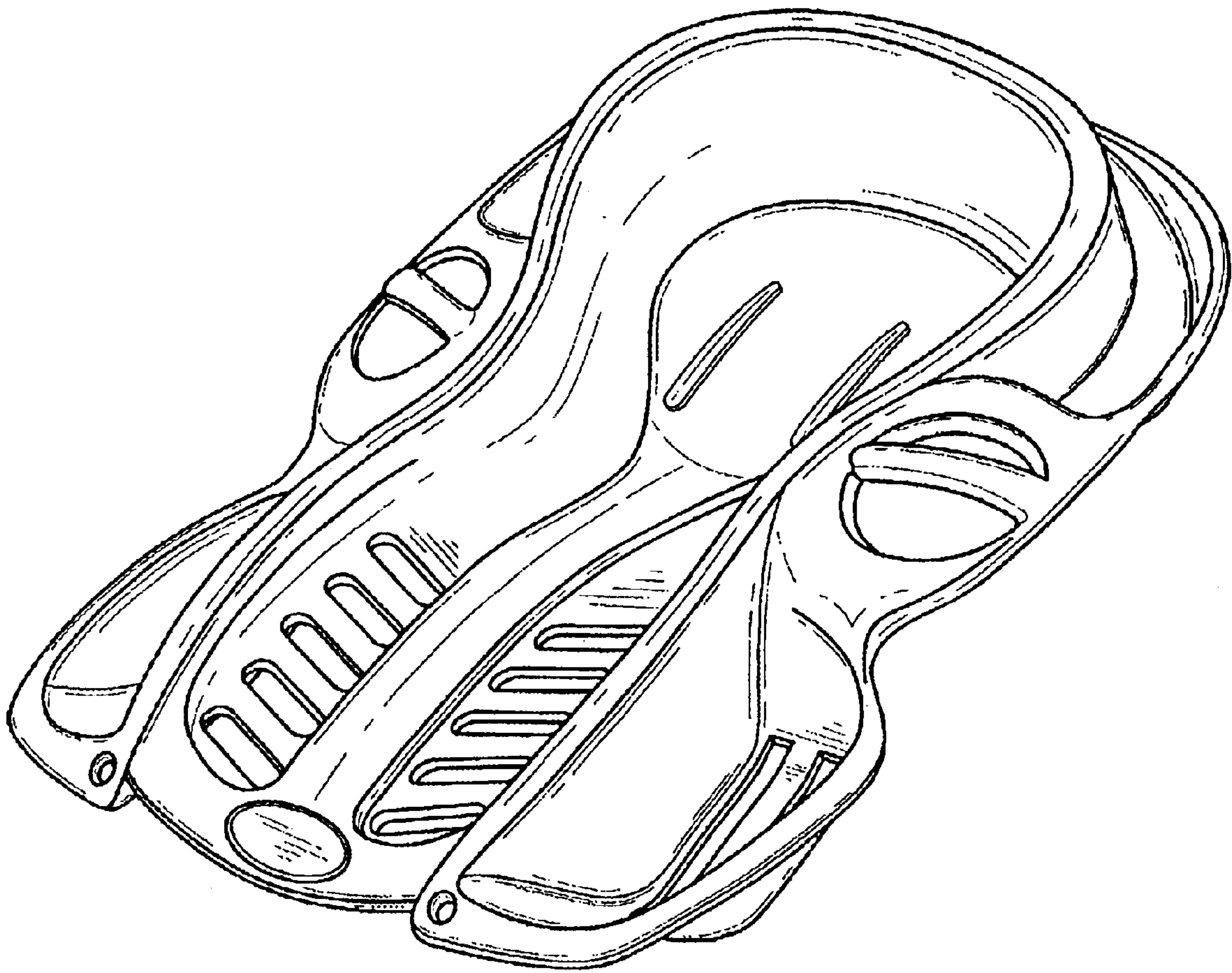


FIG. 1

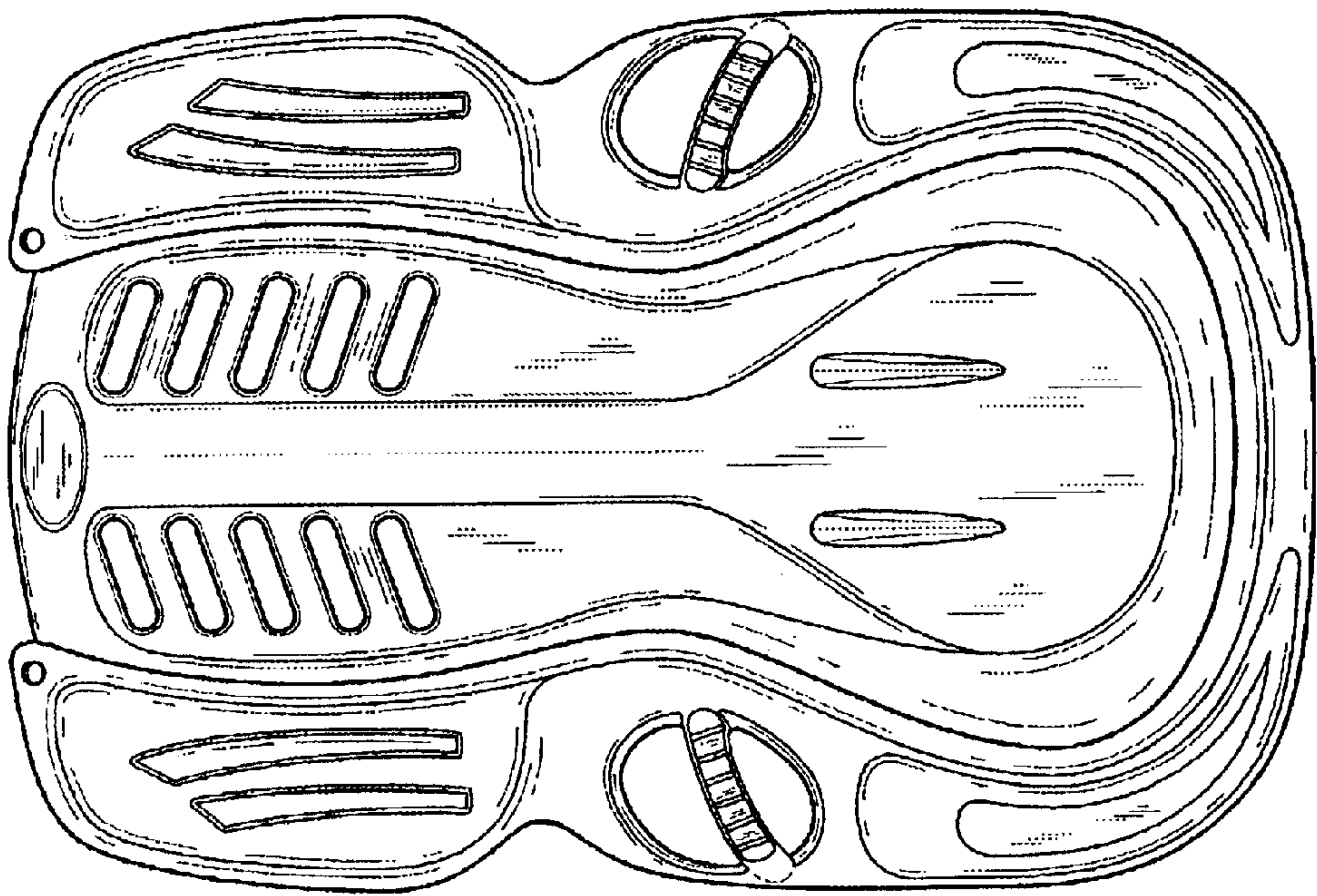


FIG. 3

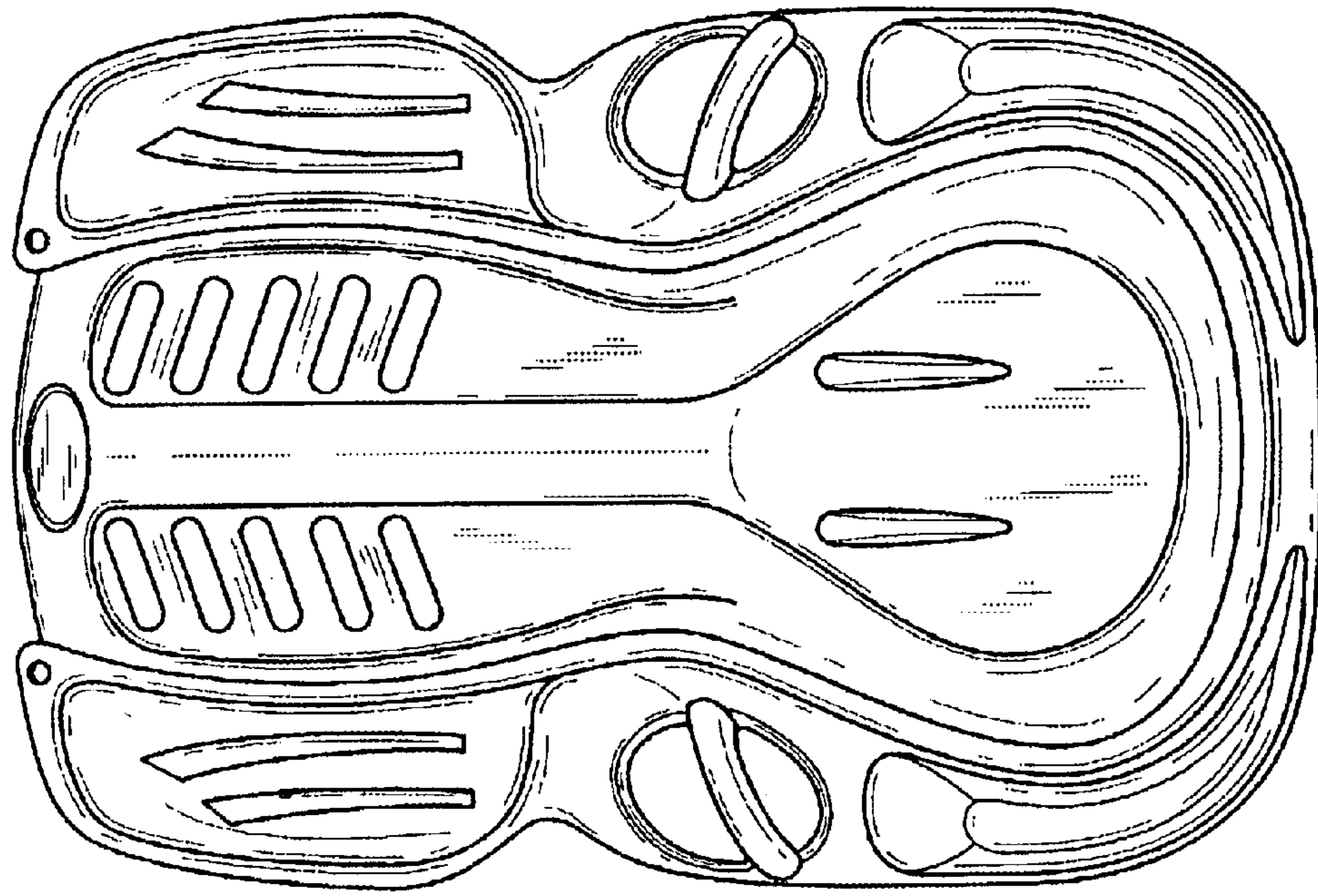


FIG. 2




FIG. 4

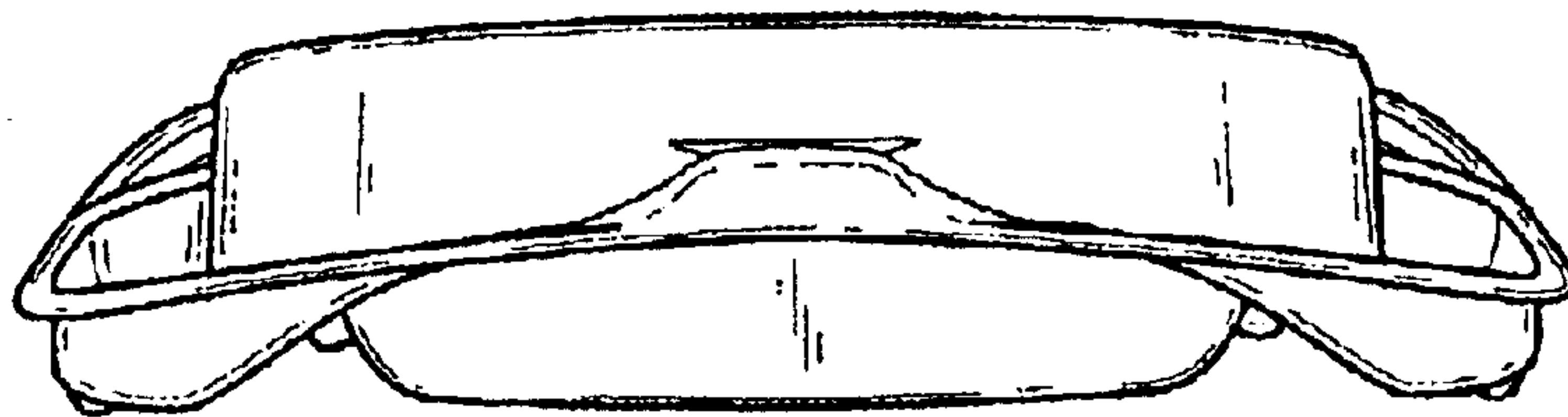


FIG. 5



FIG. 6