



US00D497322S1

(12) **United States Design Patent**  
**Gruosi-Scheufele**

(10) **Patent No.:** **US D497,322 S**  
(45) **Date of Patent:** **\*\* Oct. 19, 2004**

(54) **PENDANT**

(75) **Inventor:** **Caroline Gruosi-Scheufele**, Prangins  
(CH)

(73) **Assignee:** **Chopard International SA**, Prangins  
(CH)

(\*\*) **Term:** **14 Years**

(21) **Appl. No.:** **29/188,281**

(22) **Filed:** **Aug. 15, 2003**

(30) **Foreign Application Priority Data**

Feb. 17, 2003 (WO) ..... DM/064 010

(51) **LOC (7) Cl.** ..... **11-01**

(52) **U.S. Cl.** ..... **D11/79**

(58) **Field of Search** ..... D11/1-2, 40-43,  
D11/44, 48-49, 53, 56-57, 59, 60, 63,  
65, 79-82, 83, 91, 95-97, 99-101, 106,  
114-115; 63/1.11, 18-20; D3/207-211

(56) **References Cited**

**U.S. PATENT DOCUMENTS**

D19,102 S \* 5/1889 Stayner ..... D11/79

D114,212 S \* 4/1939 Graeter ..... D11/48  
D161,526 S \* 1/1951 Philippe ..... D11/43  
D308,348 S \* 6/1990 Leopoldi ..... D11/43  
D455,097 S \* 4/2002 Salvarani ..... D11/79

\* cited by examiner

*Primary Examiner*—Ralf Seifert

(74) *Attorney, Agent, or Firm*—McGlew and Tuttle, P.C.

(57) **CLAIM**

The ornamental design for a pendant, as shown and described.

**DESCRIPTION**

FIG. 1 is a side view of a first side edge of a pendant showing my new design;

FIG. 2 is a view of a first face of the pendant of FIG. 1;

FIG. 3 is a view of a second side edge of the pendant of FIG. 1;

FIG. 4 is a view of a top edge of the pendant of FIG. 1;

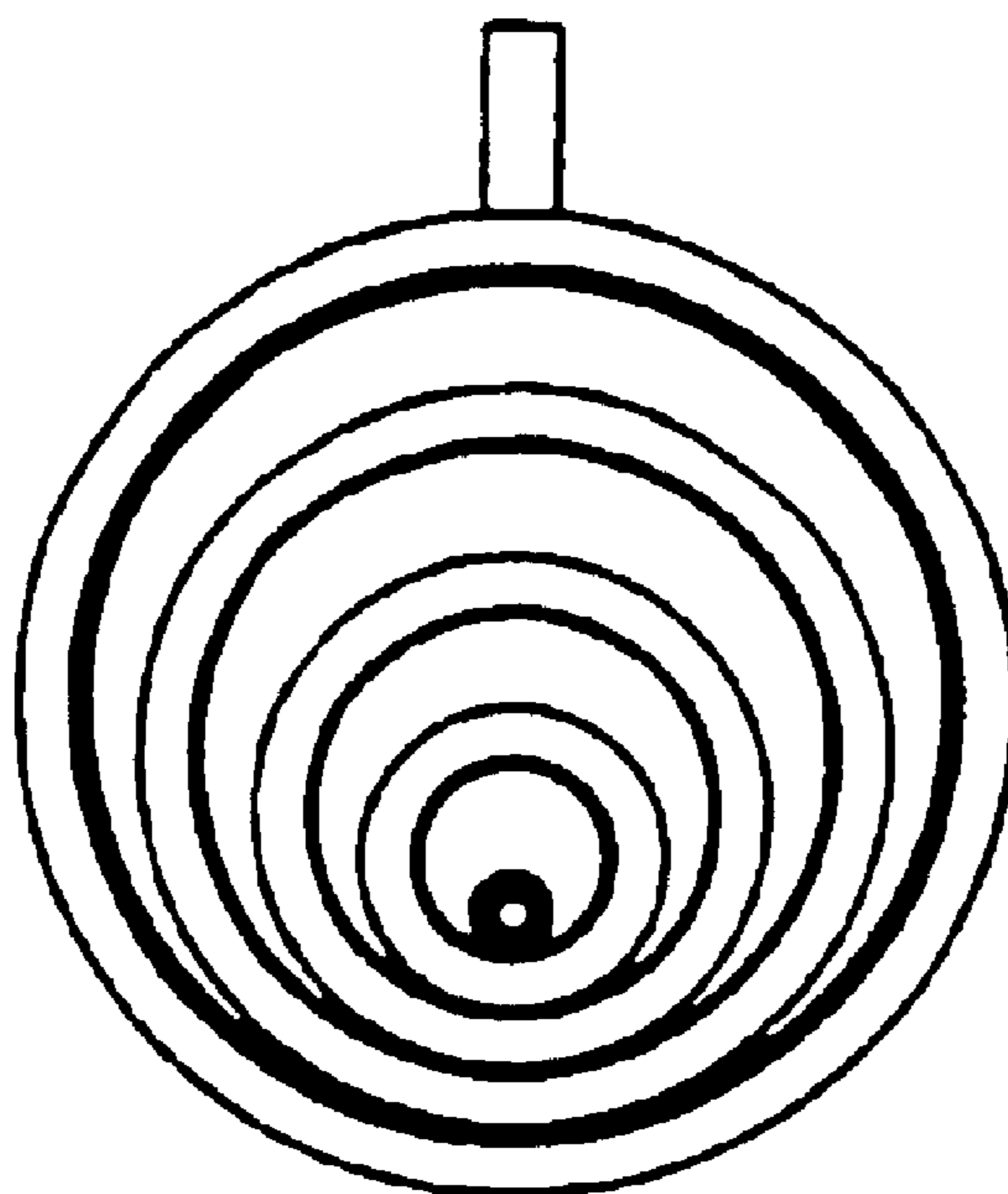
FIG. 5 is a view of a second face of the pendant of FIG. 1;

FIG. 6 is a view of a bottom edge of the pendant of FIG. 1;

and,

FIG. 7 is a perspective view of the pendant of FIG. 1.

**1 Claim, 1 Drawing Sheet**



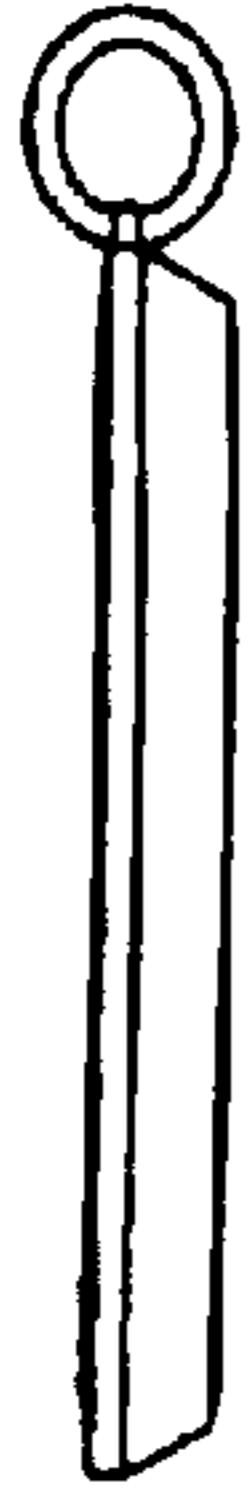


Fig. 1

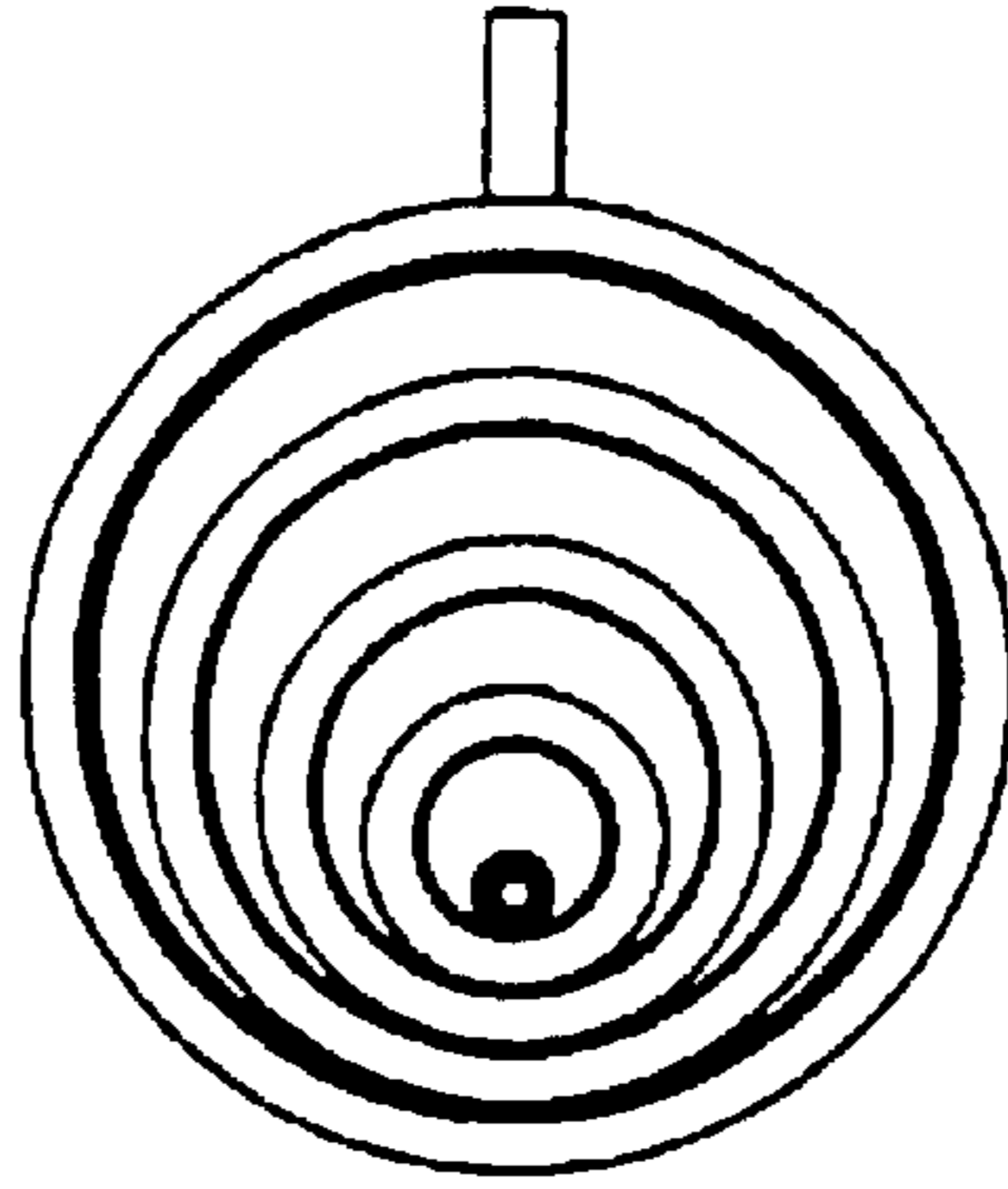


Fig. 2



Fig. 3

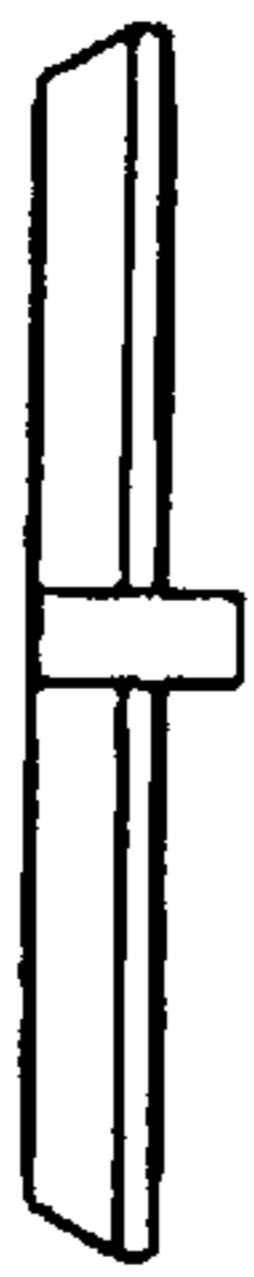


Fig. 4

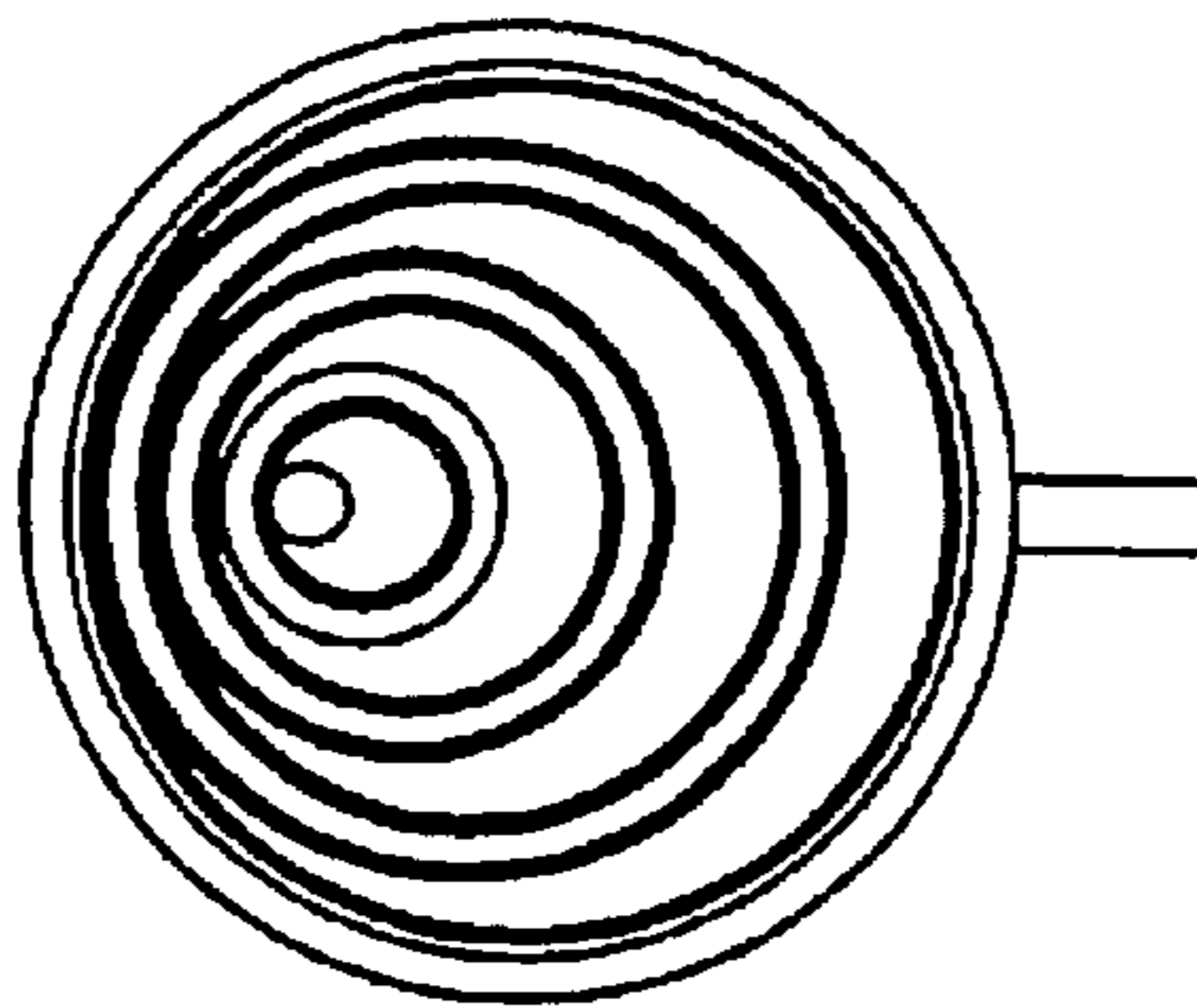


Fig. 5



Fig. 6




Fig. 7