



US00D497302S1

(12) **United States Design Patent** (10) **Patent No.:** **US D497,302 S**  
**Bates** (45) **Date of Patent:** **\*\* Oct. 19, 2004**

(54) **FITTING FOR A WALL MOUNTABLE ACCESSORY**

D454,049 S \* 3/2002 LaPlume et al. .... D8/301

(75) Inventor: **Michael R. Bates**, Sheboygan, WI (US)

2000 Kohler catalog ad, p. 2.62, showing a lever handle escutcheon.

(73) Assignee: **Kohler Co.**, Kohler, WI (US)

Undated Harden catalog ad showing a Model 27-OR-9-00-B accessory.

(\*\*) Term: **14 Years**

Undated Kohler catalog ad showing a lever handle escutcheon in panel T.

(21) Appl. No.: **29/195,268**

\* cited by examiner

(22) Filed: **Dec. 9, 2003**

**OTHER PUBLICATIONS**

**Related U.S. Application Data**

(62) Division of application No. 29/158,621, filed on Apr. 4, 2002, now Pat. No. Des. 488,943.

(51) **LOC (7) Cl.** ..... **08-06**

(52) **U.S. Cl.** ..... **D8/310**

(58) **Field of Search** ..... D8/310, 352, 307, D8/300; D6/550; 292/357, 347; 16/402, 110.1, 412, 414-415, 417

(57) **CLAIM**

The ornamental design for a fitting for a wall mountable accessory, as shown and described.

*Primary Examiner*—Pamela Burgess

(74) *Attorney, Agent, or Firm*—Quarles & Brady LLP

**DESCRIPTION**

FIG. 1 is a left, front perspective view of a fitting for a wall mountable accessory embodying my new design; FIG. 2 is a left side elevational view thereof, the right side elevational view, the top plan view, and the bottom plan view all being identical to the left side shown; and, FIG. 3 is a front elevational view thereof.

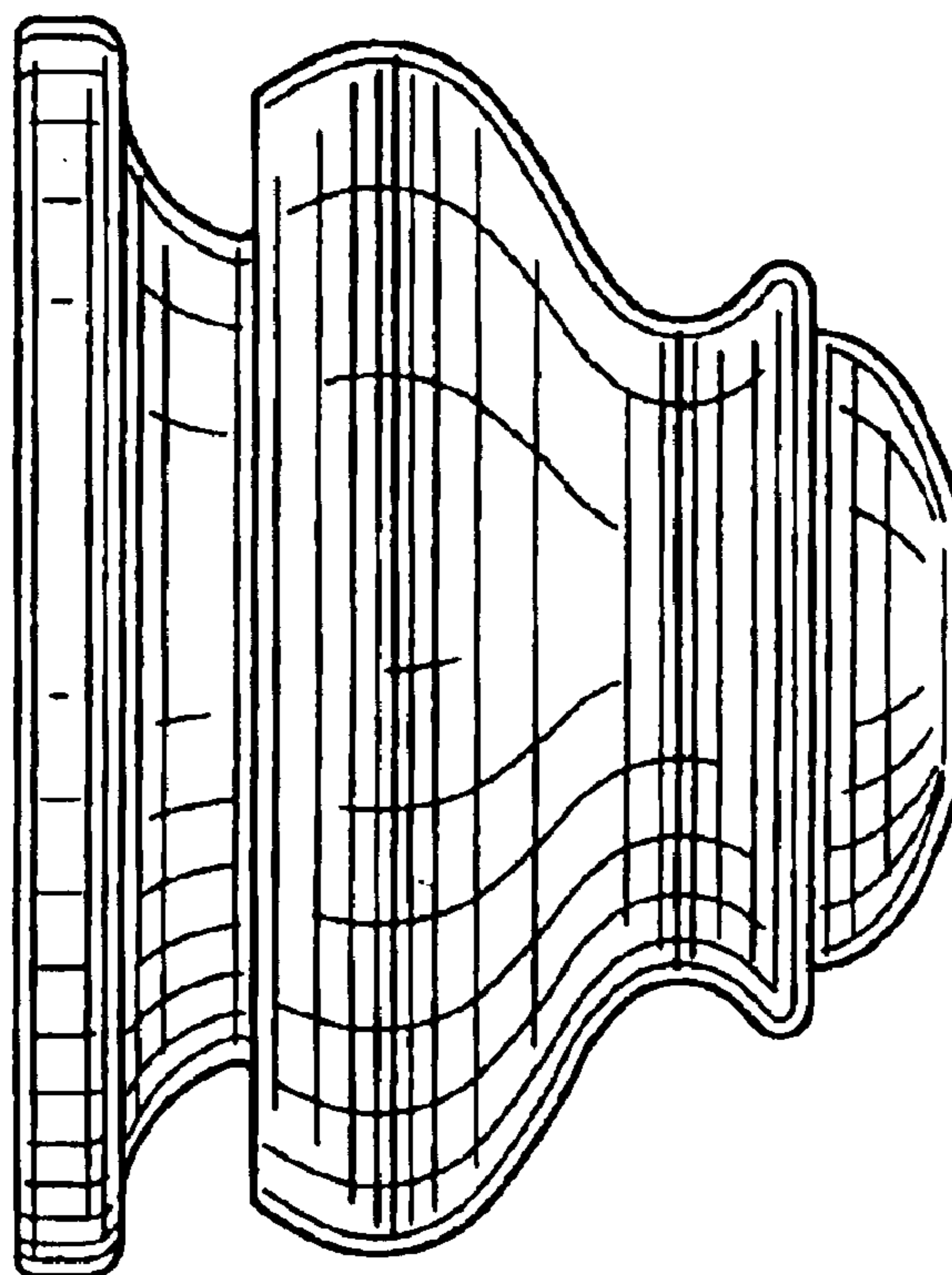
The broken line representation of a hole in FIGS. 1 and 3 is for the purpose of illustration only, and forms no part of the claimed design.

(56) **References Cited**

**U.S. PATENT DOCUMENTS**

D238,241 S	*	12/1975	Zlskjin	.....	D7/393
D362,615 S		9/1995	Shames et al.	.....	D8/367
D409,398 S		5/1999	Sweetman	.....	D6/323
D448,654 S		10/2001	Snell	.....	D8/367
D451,687 S		12/2001	Sun et al.	.....	D6/323
D453,466 S	*	2/2002	Dewald et al.	.....	D8/310

**1 Claim, 2 Drawing Sheets**



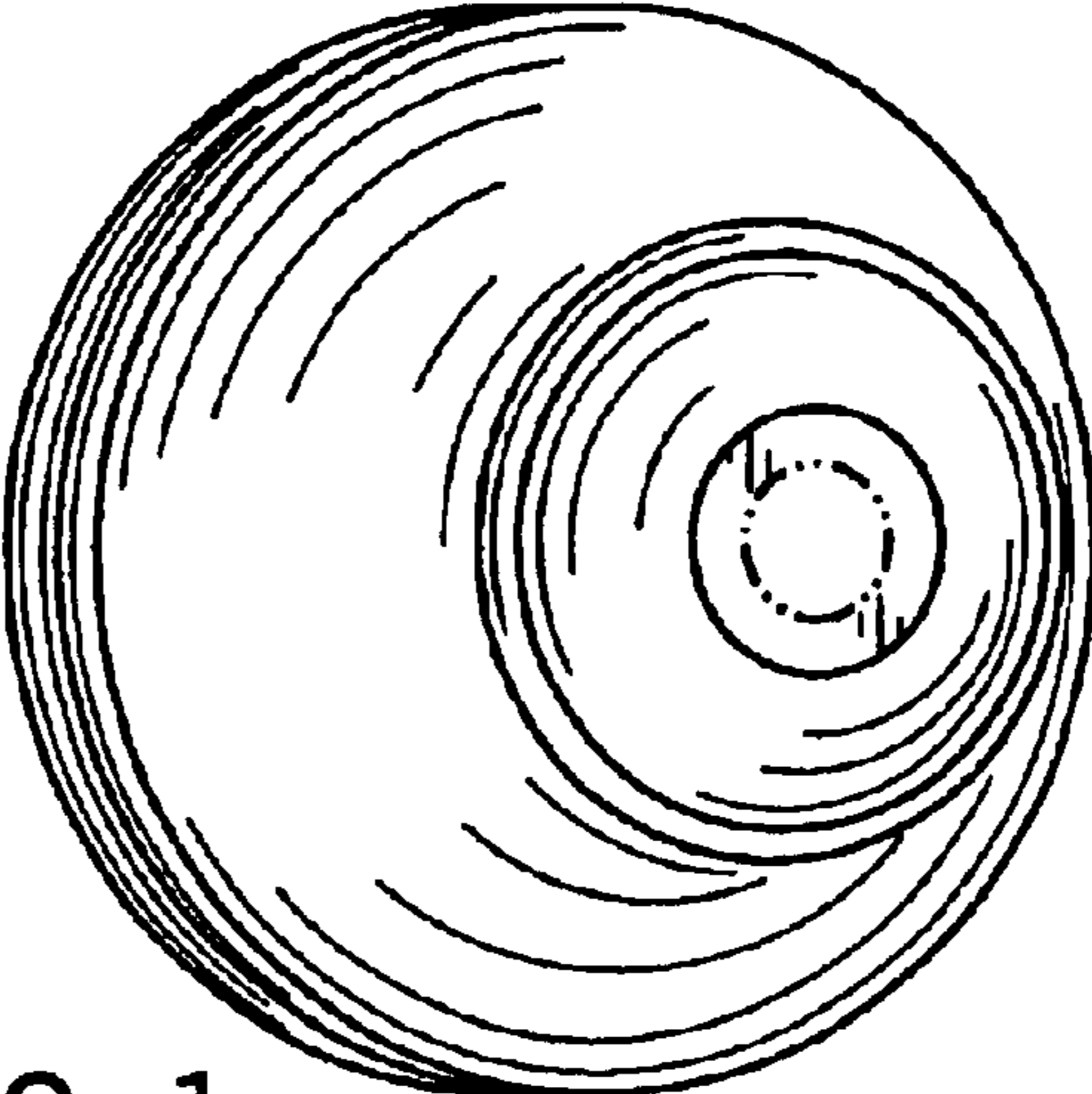


FIG. 1

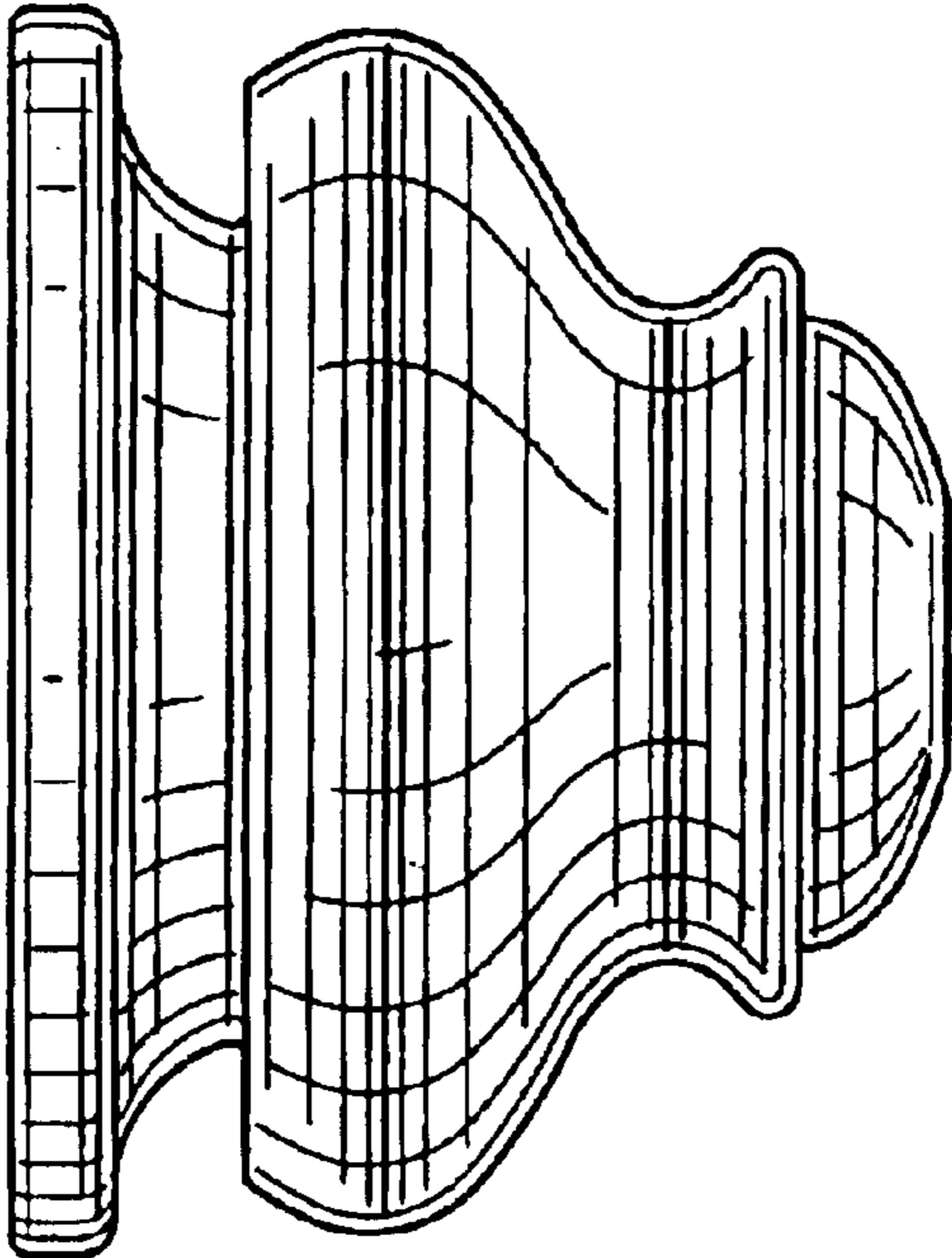


FIG. 2

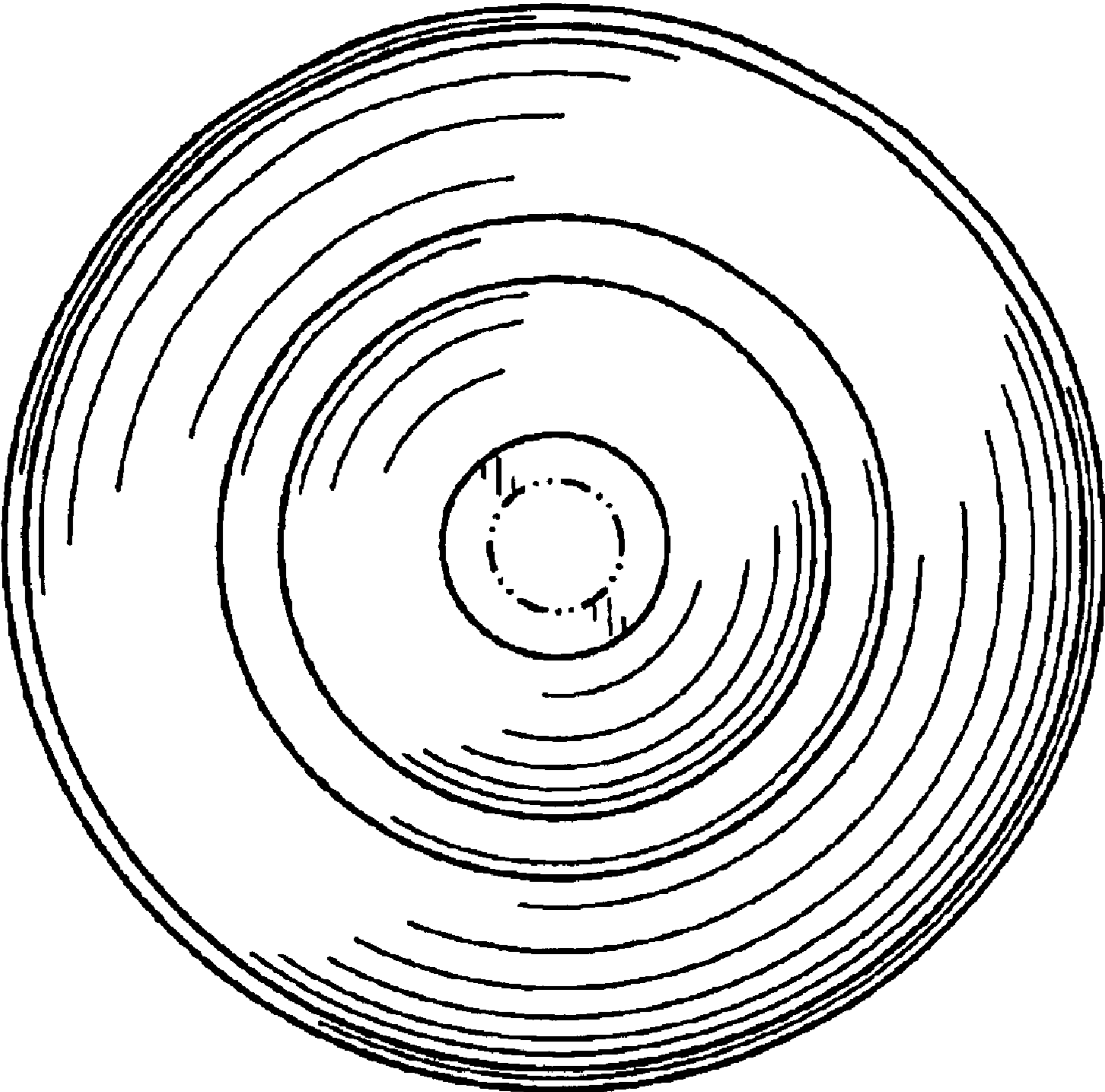


FIG. 3