

US00D497283S1

(12) **United States Design Patent**
Groombridge

(10) **Patent No.: US D497,283 S**

(45) **Date of Patent: ** Oct. 19, 2004**

(54) **BEER KEG WITH HANDLES AND BASE**

(75) **Inventor: Christopher Groombridge, Stevenage (GB)**

(73) **Assignee: Interbrew SA, Brussels (BE)**

(**) **Term: 14 Years**

(21) **Appl. No.: 29/194,350**

(22) **Filed: Nov. 21, 2003**

(30) **Foreign Application Priority Data**

May 28, 2003 (EM) 29145-002

(51) **LOC (7) Cl. 07-99**

(52) **U.S. Cl. D7/397; D7/398; D7/313; D7/306**

(58) **Field of Search D7/397, 393, 313, D7/306, 300, 301, 311; D34/39; D9/324; D23/205; 222/131, 146.6, 144.5, 469; 220/592.19**

(56) **References Cited**

U.S. PATENT DOCUMENTS

D188,822 S * 9/1960 Wareham D34/39

D205,750 S * 9/1966 Cornelius D7/311
D277,041 S * 1/1985 Nichols D34/39
D286,097 S * 10/1986 Imanishi et al. D34/39
D374,959 S * 10/1996 Mull D34/39
D454,467 S * 3/2002 Magermans et al. D7/313
D464,226 S * 10/2002 Lassota et al. D7/306
D478,460 S * 8/2003 Chiu D7/306

* cited by examiner

Primary Examiner—M. N. Pandozzi

(74) *Attorney, Agent, or Firm*—Abelman, Frayne & Schwab

(57) **CLAIM**

The ornamental design for beer keg with handles and base, as shown and described.

DESCRIPTION

FIG. 1 is a perspective view showing the new beer keg having handles and base design;
FIG. 2 is a top view thereof;
FIG. 3 is a front view thereof;
FIG. 4 is a side view thereof; and,
FIG. 5 is a bottom view thereof.

1 Claim, 3 Drawing Sheets

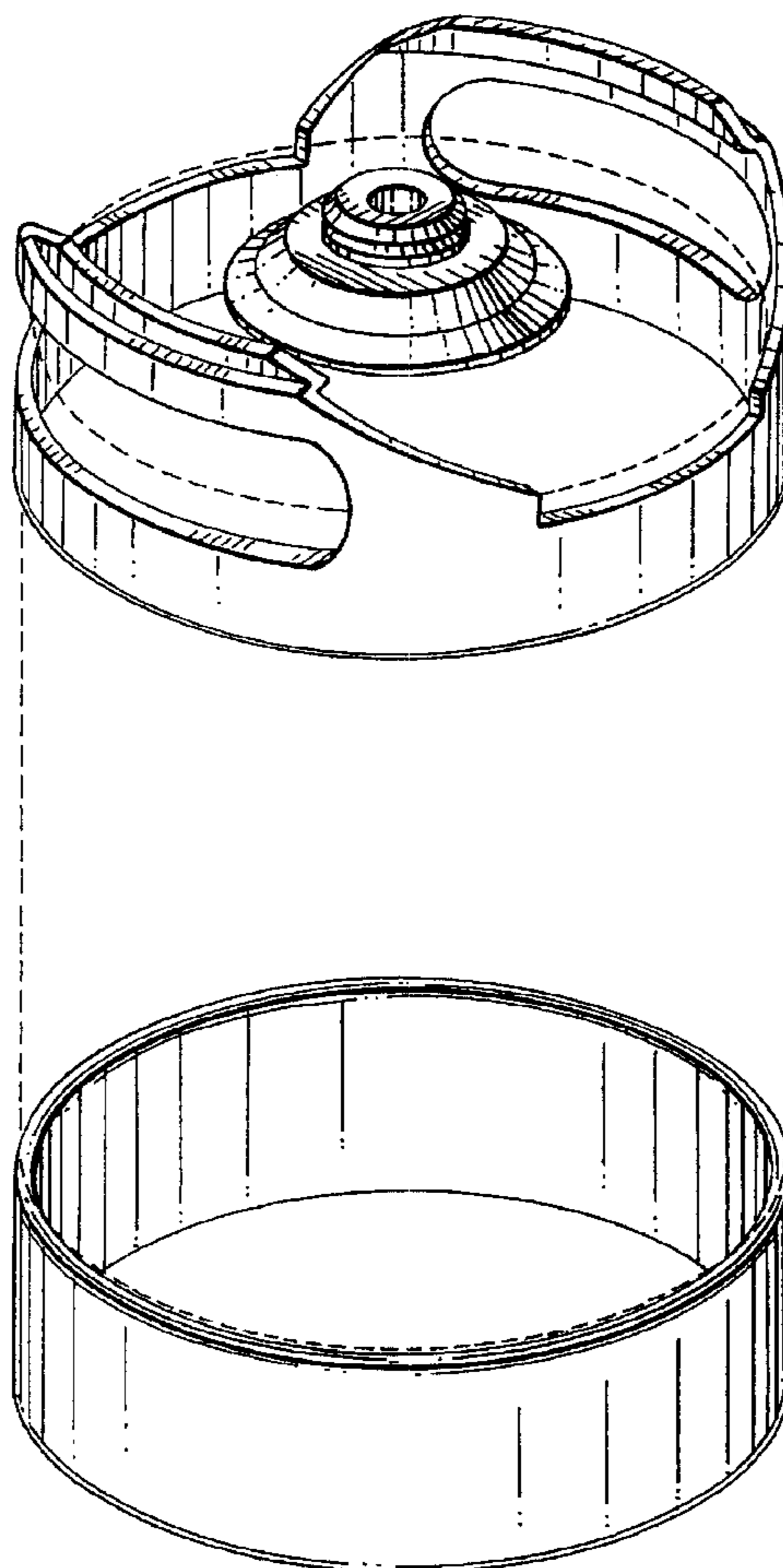


FIG. 1

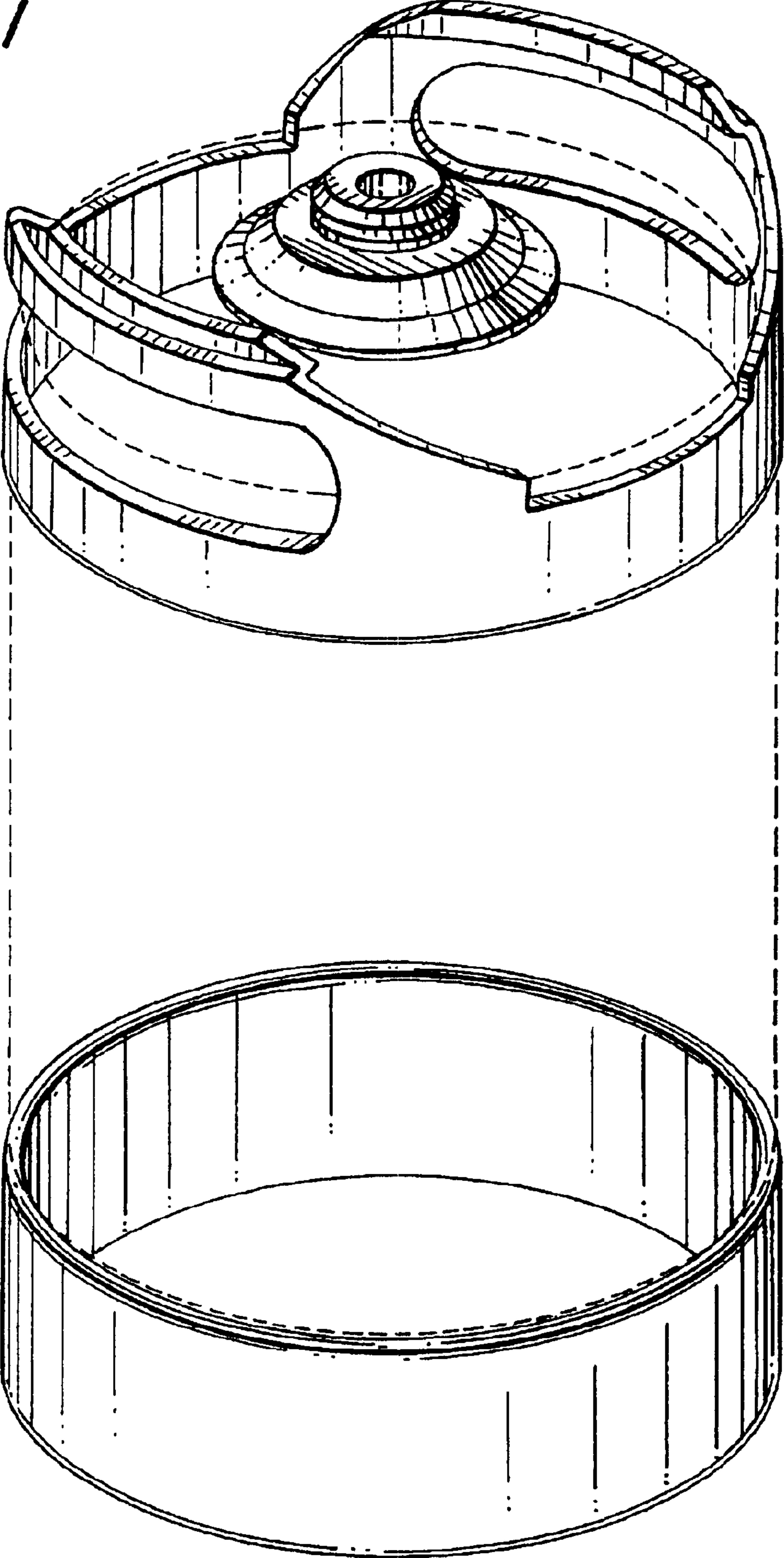


FIG. 2

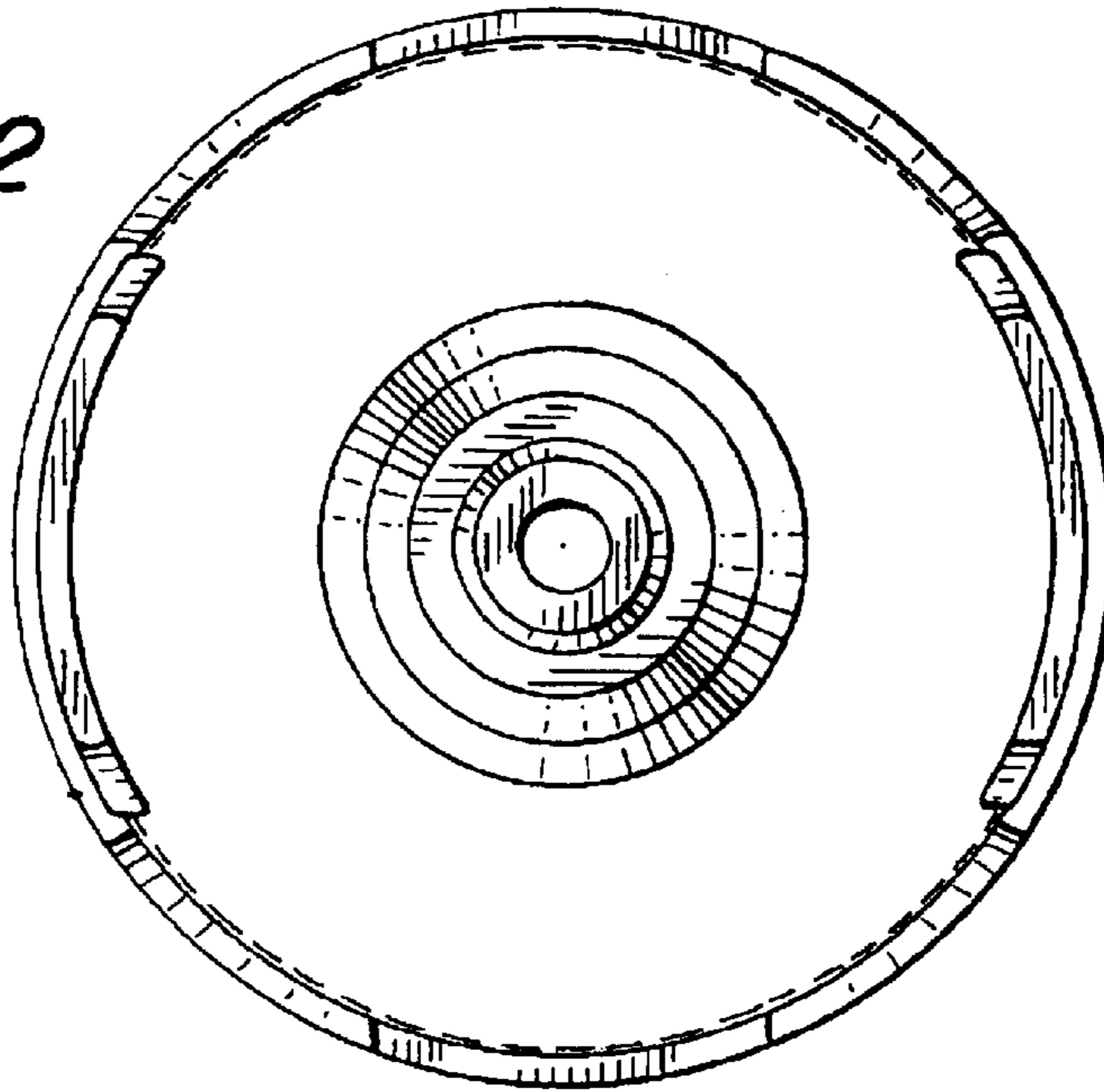


FIG. 3




FIG. 4




FIG. 5

