

US00D497267S1

(12) **United States Design Patent** (10) **Patent No.:** **US D497,267 S**
Ricci (45) **Date of Patent:** **** Oct. 19, 2004**

(54) **SEAT**
(75) **Inventor:** **Luca Ricci, Forli (IT)**
(73) **Assignee:** **De Coro Ltd., Fanling (HK)**
(**) **Term:** **14 Years**

D478,224 S 8/2003 Natuzzi et al.
D482,892 S * 12/2003 Ricci D6/381
D482,894 S * 12/2003 Ricci D6/381
D482,895 S * 12/2003 Ricci D6/381
D486,006 S * 2/2004 Ricci D6/381
D487,993 S * 4/2004 Natuzzi D6/381

(21) **Appl. No.:** **29/195,226**
(22) **Filed:** **Dec. 8, 2003**
(51) **LOC (7) Cl.** **06-01**
(52) **U.S. Cl.** **D6/381; D6/334**
(58) **Field of Search** **D6/334, 335, 336,**
D6/364, 371, 381, 500, 501, 502; 5/12.1;
297/232

OTHER PUBLICATIONS

De Coro Ltd. Sofa Model No. 125, Apr. 1998, at the International Home Furnishings Market in High Point, N.C.
De Coro Ltd. Sofa Model No. 130, Apr. 1998, at the International Home Furnishings Market in High Point, N.C.
De Coro Ltd. Sofa Model No. 147, Apr. 1998, at the International Home Furnishings Market in High Point, N.C.
De Coro Ltd. Sofa Model No. 160, Apr. 1998, at the International Home Furnishings Market in High Point, N.C.

(List continued on next page.)

(56) **References Cited**
U.S. PATENT DOCUMENTS

D364,975 S 12/1995 Natuzzi et al.
D382,722 S 8/1997 Natuzzi et al.
D384,217 S 9/1997 Natuzzi et al.
D393,758 S 4/1998 Natuzzi et al.
D400,368 S 11/1998 Natuzzi et al.
D407,572 S 4/1999 Natuzzi et al.
D407,573 S 4/1999 Natuzzi et al.
D421,193 S 2/2000 Natuzzi et al.
D429,080 S 8/2000 Natuzzi et al.
D431,124 S 9/2000 Natuzzi et al.
D431,923 S * 10/2000 Natuzzi et al. D6/381
D431,927 S 10/2000 Natuzzi et al.
D431,928 S 10/2000 Natuzzi et al.
D434,245 S 11/2000 Natuzzi et al.
D439,759 S 4/2001 Natuzzi et al.
D445,587 S 7/2001 Natuzzi et al.
D448,945 S 10/2001 Natuzzi et al.
D467,752 S 12/2002 Nastri
D470,324 S * 2/2003 Ricci D6/381
D470,328 S 2/2003 Ricci
D470,675 S * 2/2003 Ricci D6/381
D471,027 S * 3/2003 Natuzzi et al. D6/381
D473,394 S 4/2003 Natuzzi et al.
D475,214 S 6/2003 Ricci
D475,861 S 6/2003 Ricci
D476,164 S * 6/2003 Ricci D6/381
D476,500 S * 7/2003 Ricci D6/381

Primary Examiner—Gary D. Watson
(74) *Attorney, Agent, or Firm*—Luce, Forward, Hamilton & Scripps, LLP


(57) **CLAIM**

The ornamental design for a seat, as shown and described.

DESCRIPTION

FIG. 1 is a front perspective view of one embodiment of my new seat design in the form of a sofa;
FIG. 2 is a front elevation view of the embodiment of FIG. 1;
FIG. 3 is a left, side elevation view of the embodiment of FIG. 1, with the right side elevational view being a mirror image thereof;
FIG. 4 is a rear elevation view of the embodiment of FIG. 1;
FIG. 5 is a front perspective view of a second embodiment of my new seat design in the form of a chair;
FIG. 6 is a front elevation view of the embodiment of FIG. 5; and,
FIG. 7 is a rear elevation view of the embodiment of FIG. 5.
The side elevation views of FIGS. 5, 6, and 7 are like that shown in FIG. 3. The broken line disclosure is for illustrative purposes only and forms no part of the claimed design.

1 Claim, 4 Drawing Sheets



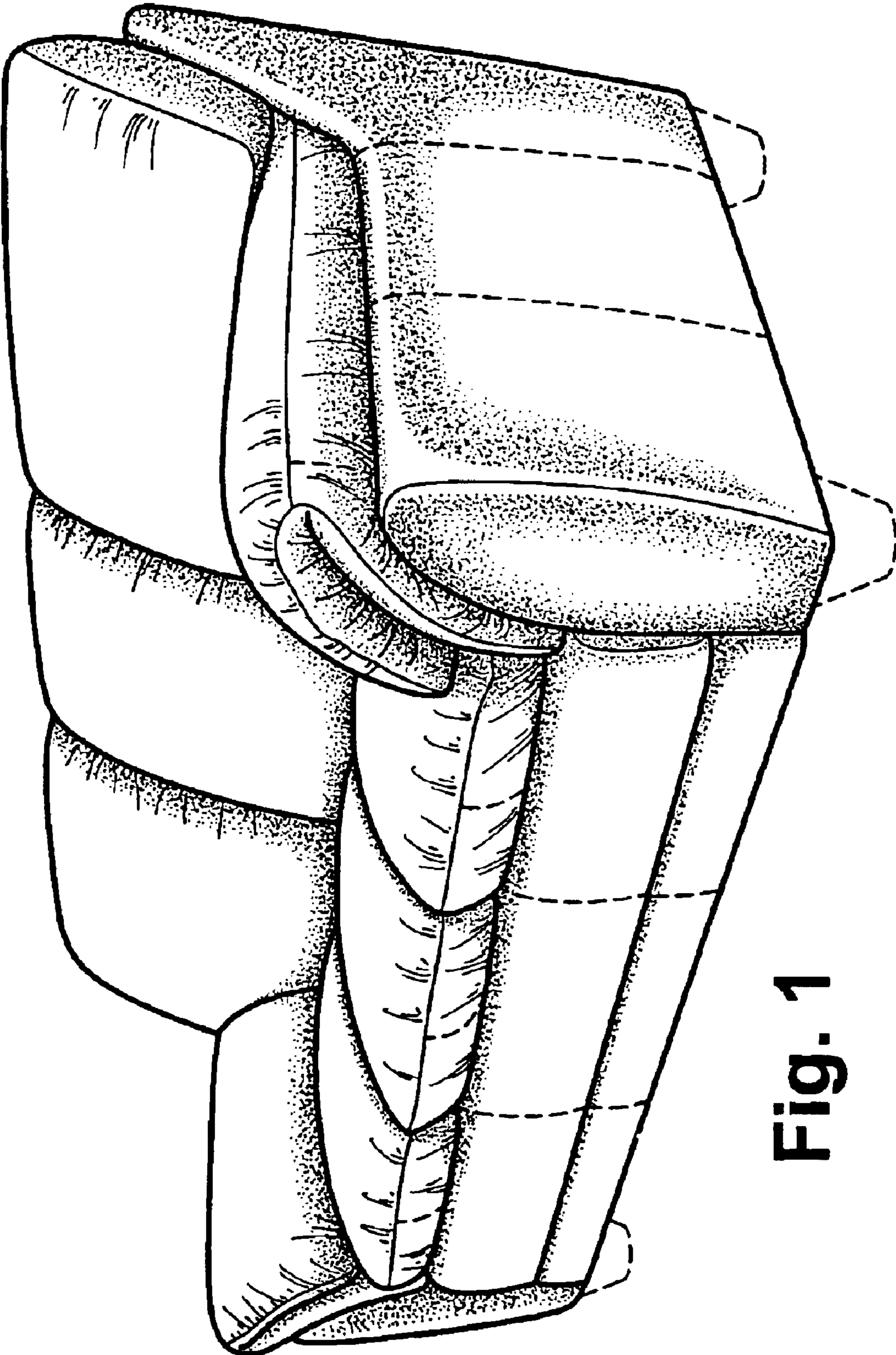


Fig. 1

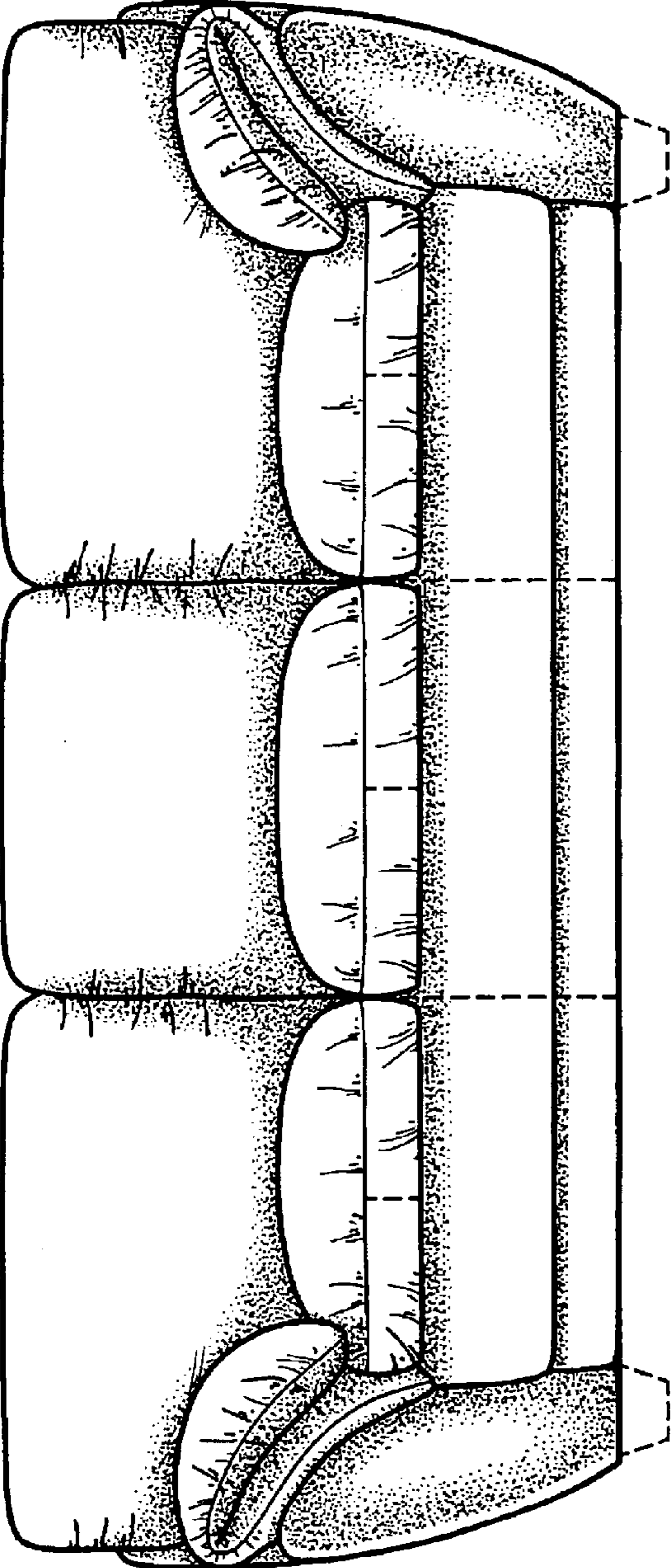


Fig. 2

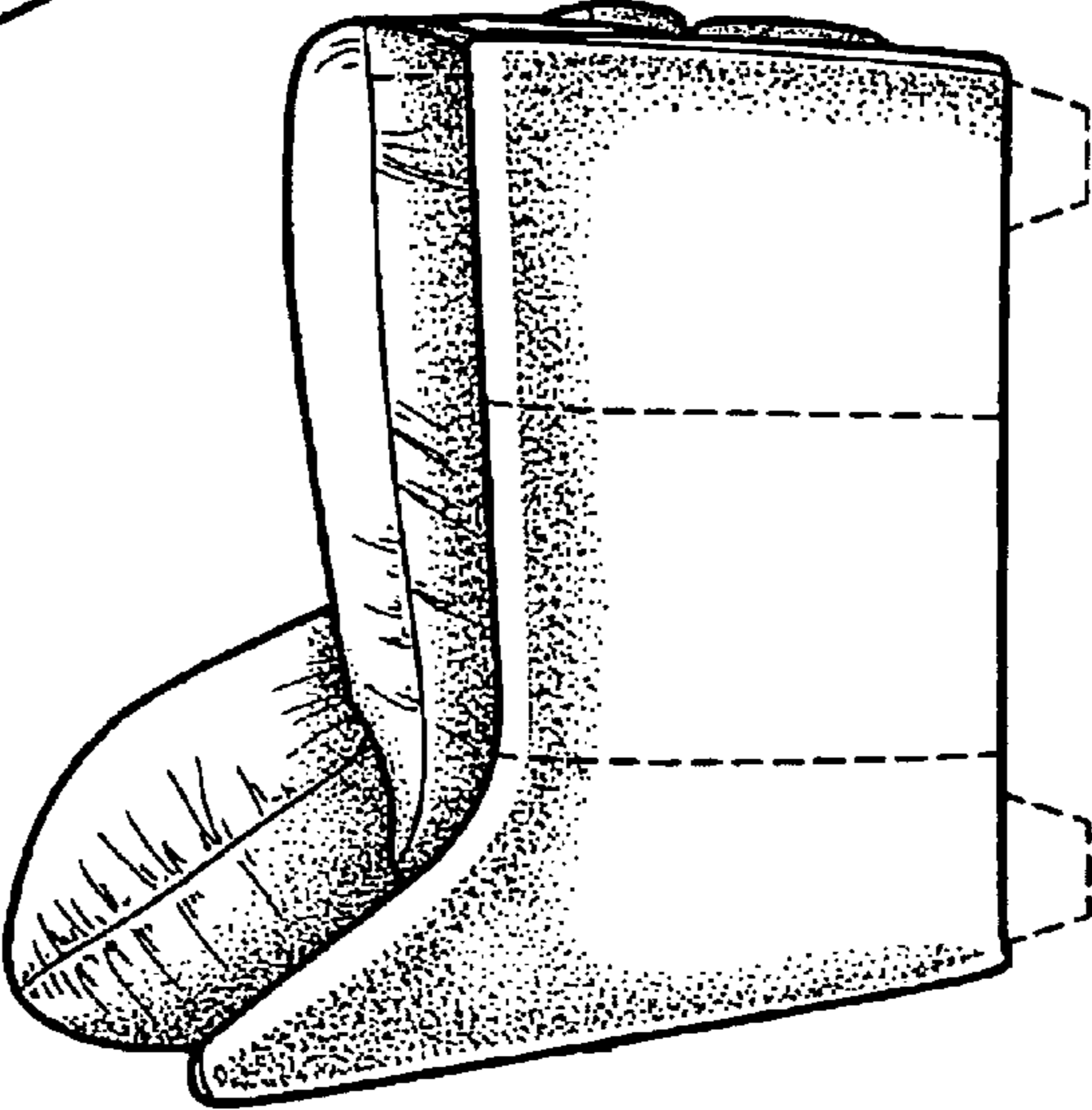


Fig. 3

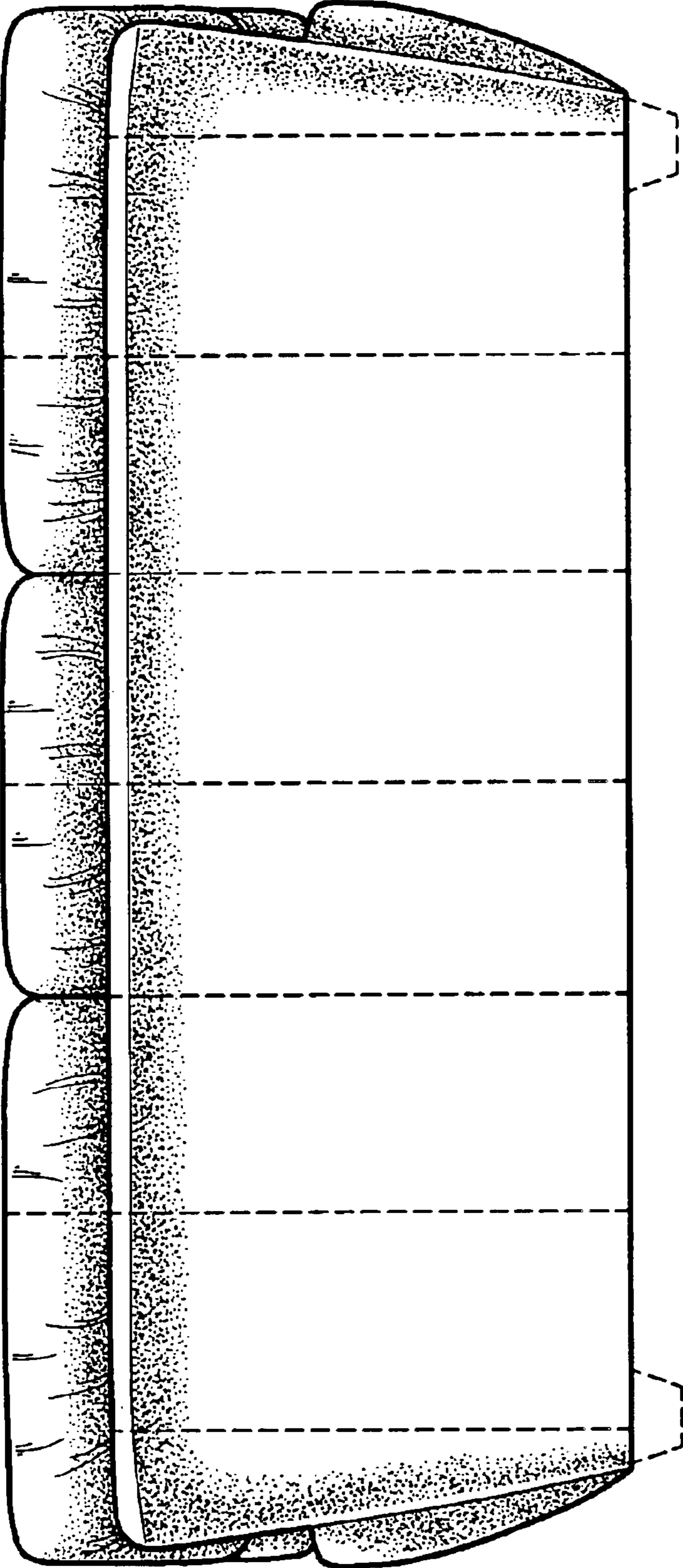


Fig. 4

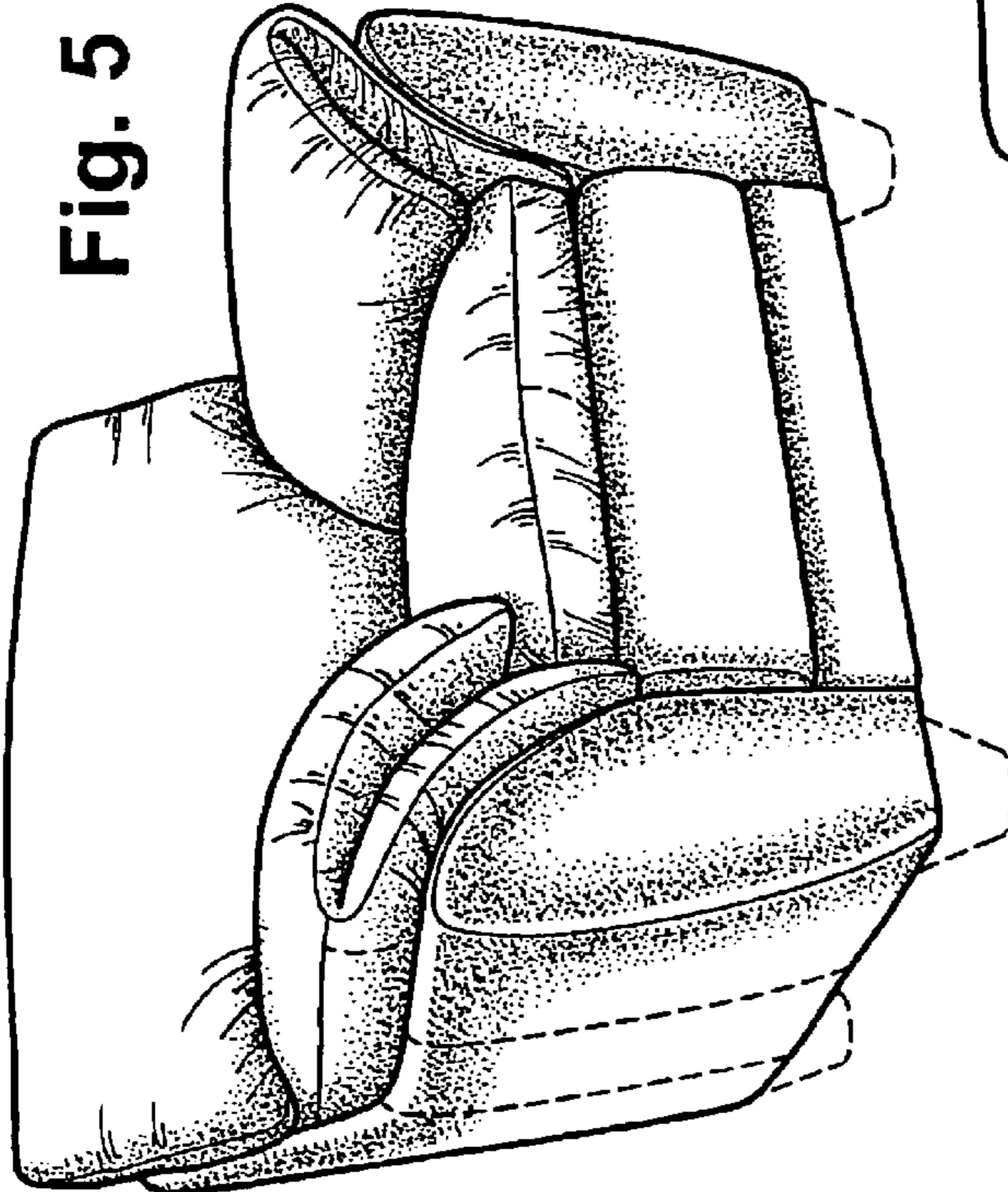


Fig. 5

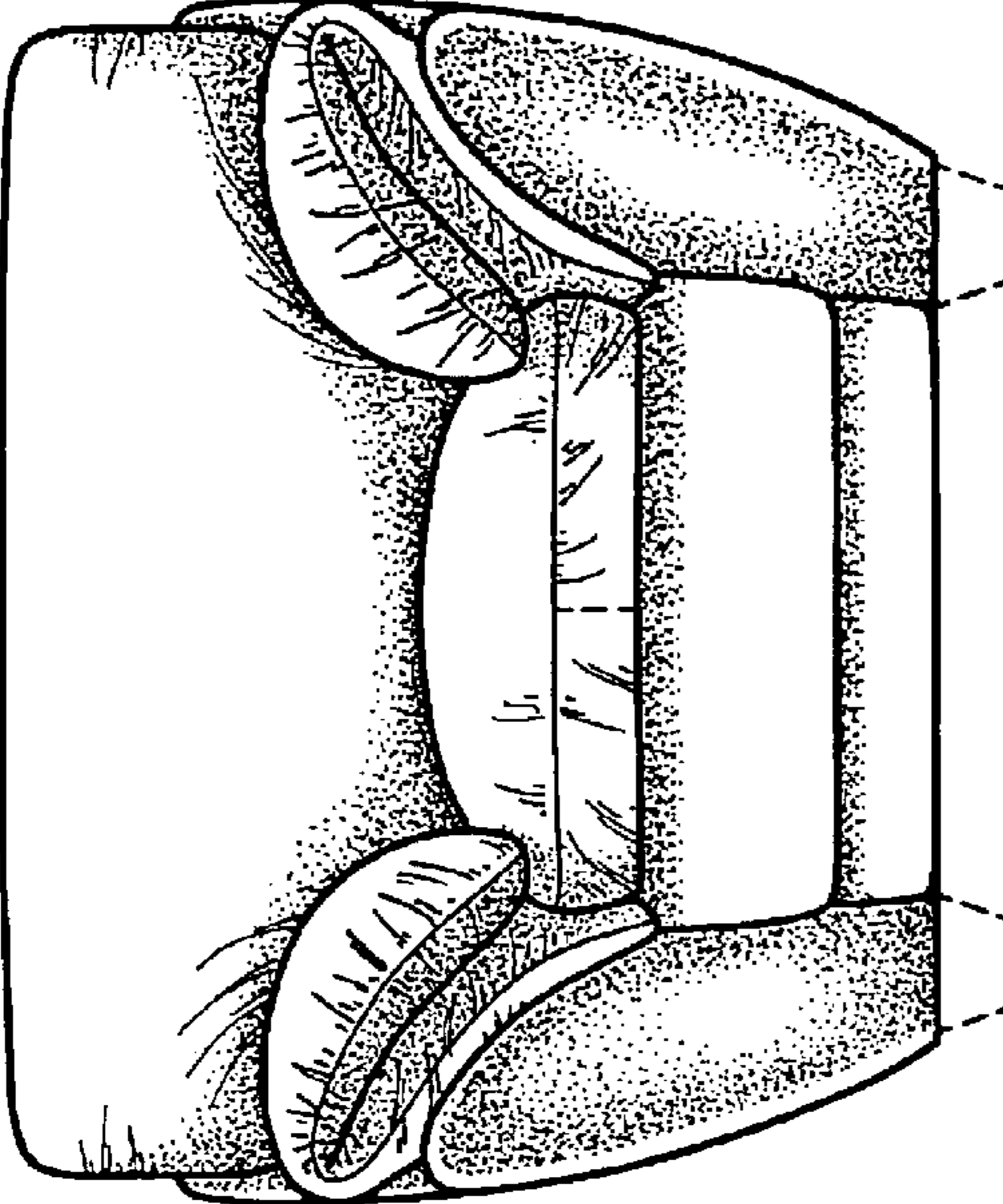


Fig. 6

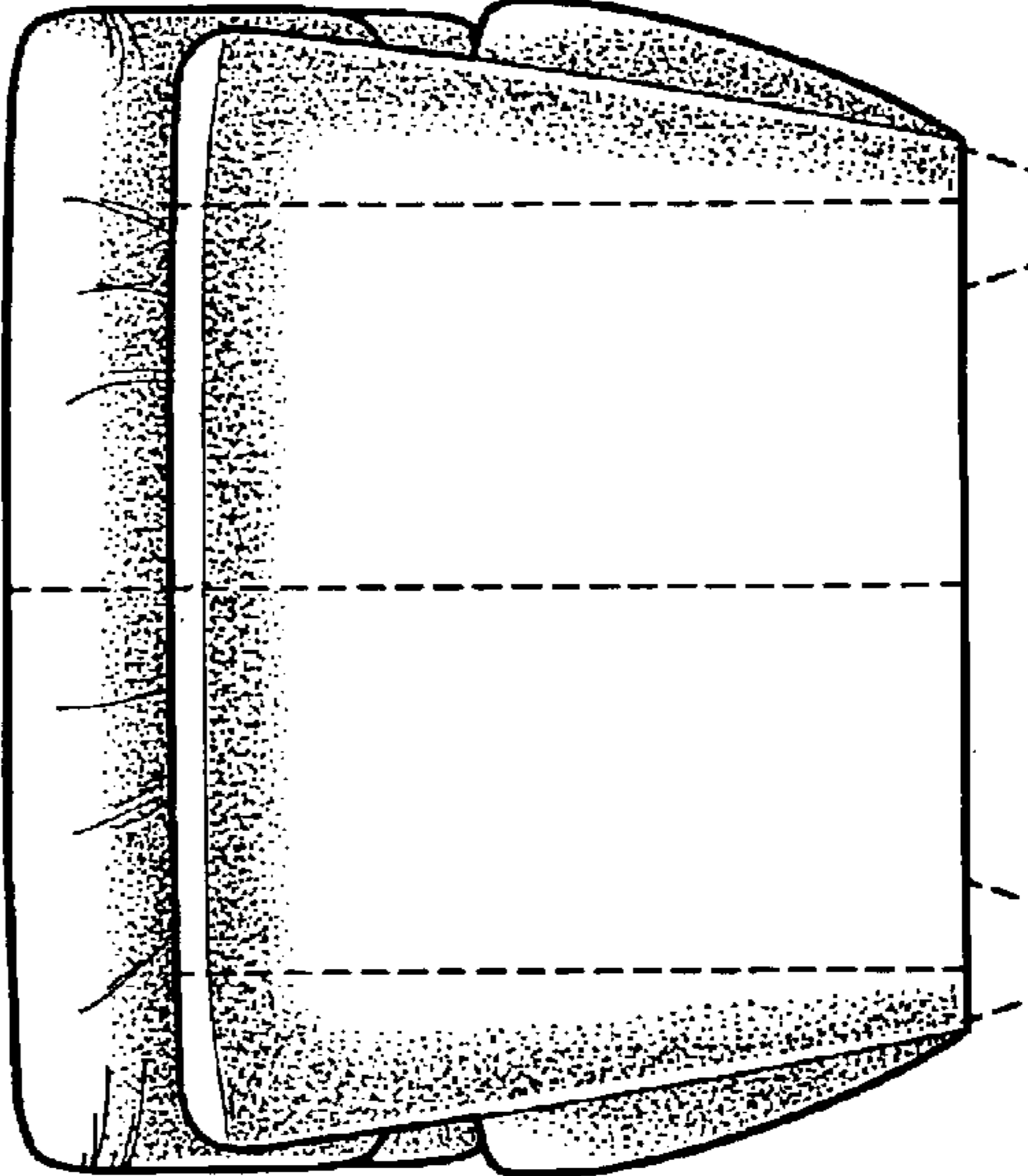


Fig. 7