

US00D497257S1

(12) **United States Design Patent** (10) **Patent No.:** **US D497,257 S**  
**Jamson** (45) **Date of Patent:** **\*\* Oct. 19, 2004**

(54) **COMBINED TOOTHBRUSH AND CASE THEREFOR**

(75) Inventor: **Ari Syrquin Jamson**, Colonia Bellavista (MX)

(73) Assignee: **Plasticos y Tecnologia, S.A. de C.V.**, Colonia Bellasvista (MM)

(\*\*) Term: **14 Years**

(21) Appl. No.: **29/172,386**

(22) Filed: **Dec. 11, 2002**

(30) **Foreign Application Priority Data**

Jun. 11, 2002 (MX) ..... PA/f/2002/000603

(51) **LOC (7) Cl.** ..... **04-02**

(52) **U.S. Cl.** ..... **D4/108**

(58) **Field of Search** ..... D4/104–112, 121, D4/132, 134, 138; 15/143.1, 159.1, 167.1, 167.2, 184, 186, 187; 132/308, 311; 206/361, 362.2, 362.3

(56) **References Cited**

**U.S. PATENT DOCUMENTS**

- 710,075 A \* 10/1902 Rench ..... 15/184
- 1,813,361 A \* 7/1931 Priest ..... 15/184
- 2,294,631 A \* 9/1942 Rocca ..... 206/362.2
- D156,134 S \* 11/1949 Lodewick et al. .... D4/108
- D170,095 S \* 7/1953 Schotland ..... D4/108
- D387,203 S \* 12/1997 Matharu ..... D4/104
- D462,174 S \* 9/2002 Schaber ..... D4/111 X

\* cited by examiner

*Primary Examiner*—Alan P. Douglas  
*Assistant Examiner*—Lavone D. Tabor  
(74) *Attorney, Agent, or Firm*—Jones Day

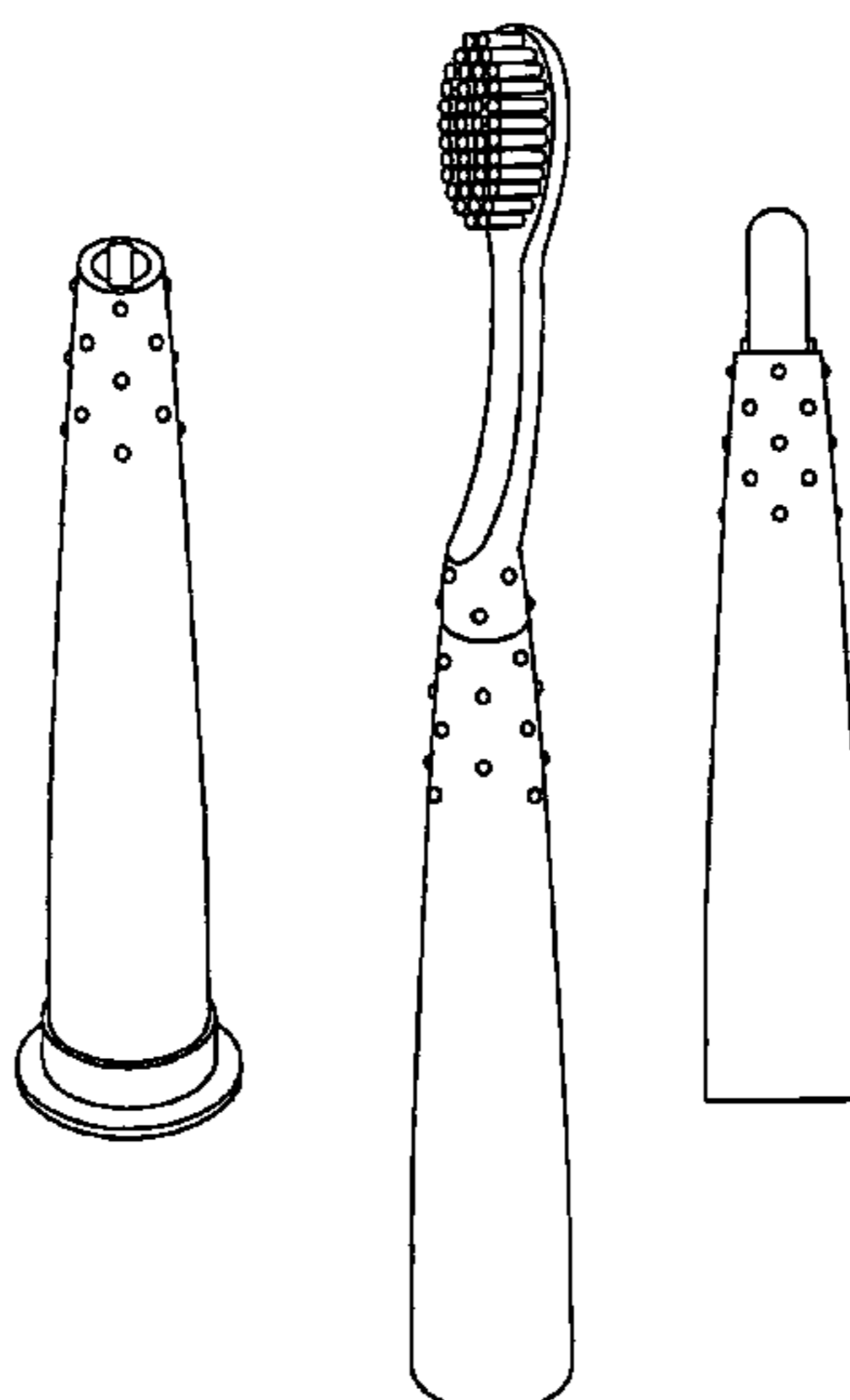
(57) **CLAIM**


The ornamental design for a combined toothbrush and case therefor, as shown and described.

**DESCRIPTION**

FIG. 1 is a top, front, and side perspective view of the toothbrush portion of a combined toothbrush and case therefor showing my new design, the toothbrush being shown separately for clarity of illustration;  
 FIG. 2 is a front elevational view of FIG. 1;  
 FIG. 3 is a rear elevational view of FIG. 1;  
 FIG. 4 is a left side elevational view of FIG. 1;  
 FIG. 5 is a right side elevational view of FIG. 1;  
 FIG. 6 is a top perspective view of the case portion of my design, shown separately for clarity of illustration;  
 FIG. 7 is a side elevational view of FIG. 6;  
 FIG. 8 is a top plan view of FIG. 6;  
 FIG. 9 is a bottom plan view of FIG. 6;  
 FIG. 10 is a top perspective view of the case and end cap portions of my design, shown separately for clarity of illustration;  
 FIG. 11 is a top plan view of FIG. 10;  
 FIG. 12 is a bottom plan view of FIG. 10;  
 FIG. 13 is a top plan view of the end cap, shown separately for clarity of illustration;  
 FIG. 14 is a top, front, and side perspective view of the toothbrush and case portions assembled for use, the end cap being omitted for ease of illustration;  
 FIG. 15 is a left side elevational view of FIG. 14;  
 FIG. 16 is a rear elevational view of FIG. 14;  
 FIG. 17 is a front elevational view of FIG. 14;  
 FIG. 18 is a top plan view of FIG. 14;  
 FIG. 19 is a side elevational view of the toothbrush portion partially stored in the case, the end cap being omitted for clarity of illustration;  
 FIG. 20 is a front elevational view of FIG. 19;  
 FIG. 21 is a side elevational view of the toothbrush portion completely stored in the case, the end cap being omitted for clarity of illustration; and,  
 FIG. 22 is a front elevational view of FIG. 21.

**1 Claim, 8 Drawing Sheets**





*Fig. 1*



*Fig. 2*




*Fig. 3*




*Fig. 4*



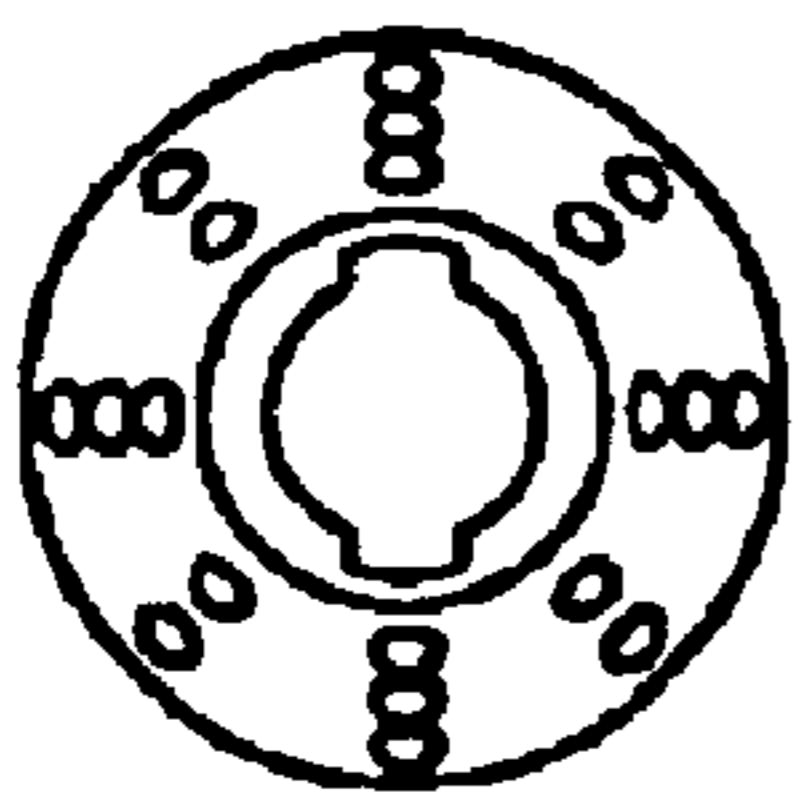
*Fig. 5*



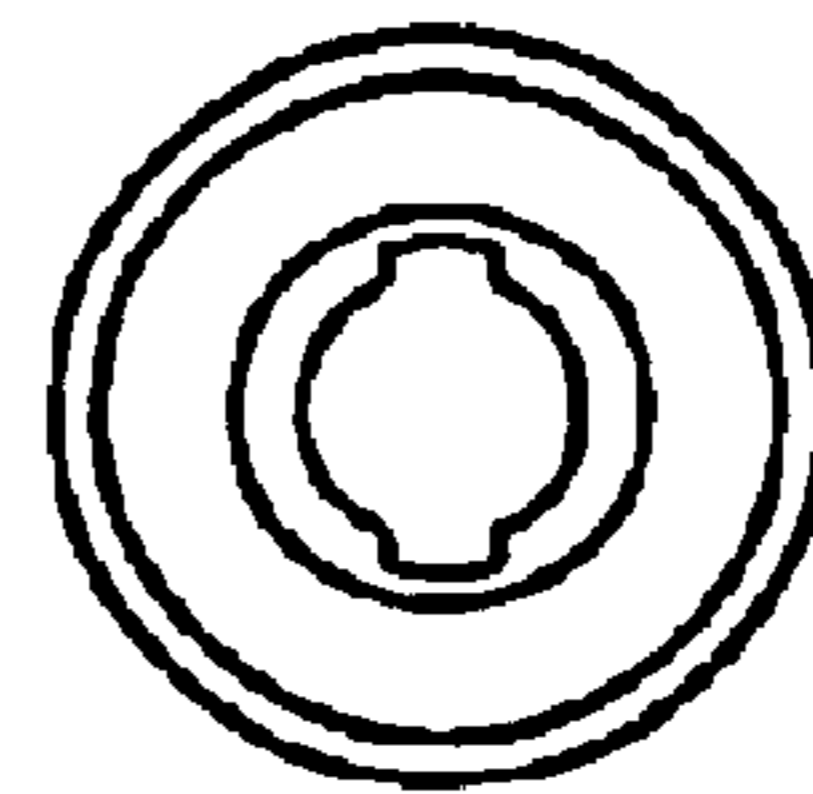
*Fig. 6*




*Fig. 7*



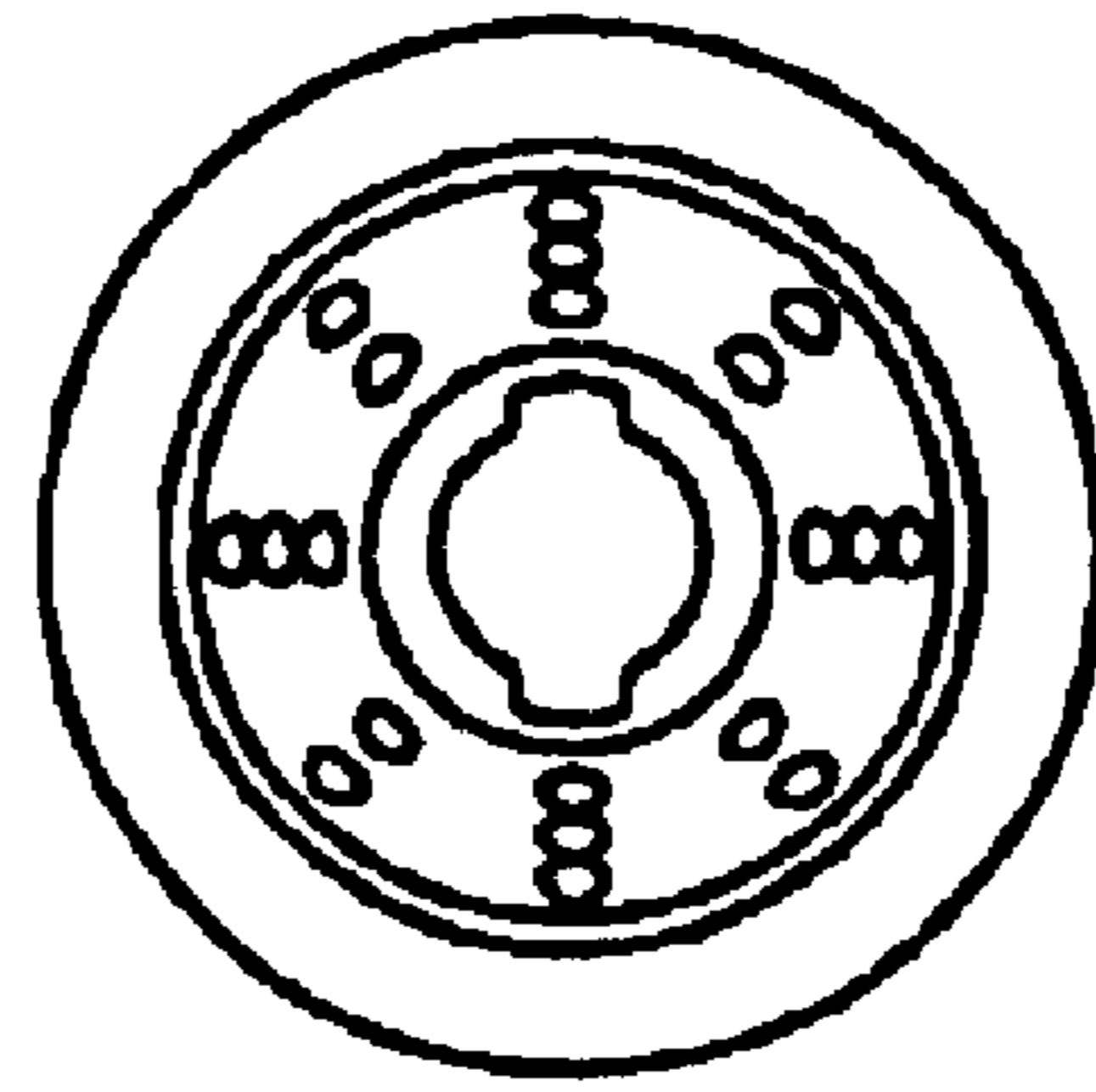
*Fig. 8*



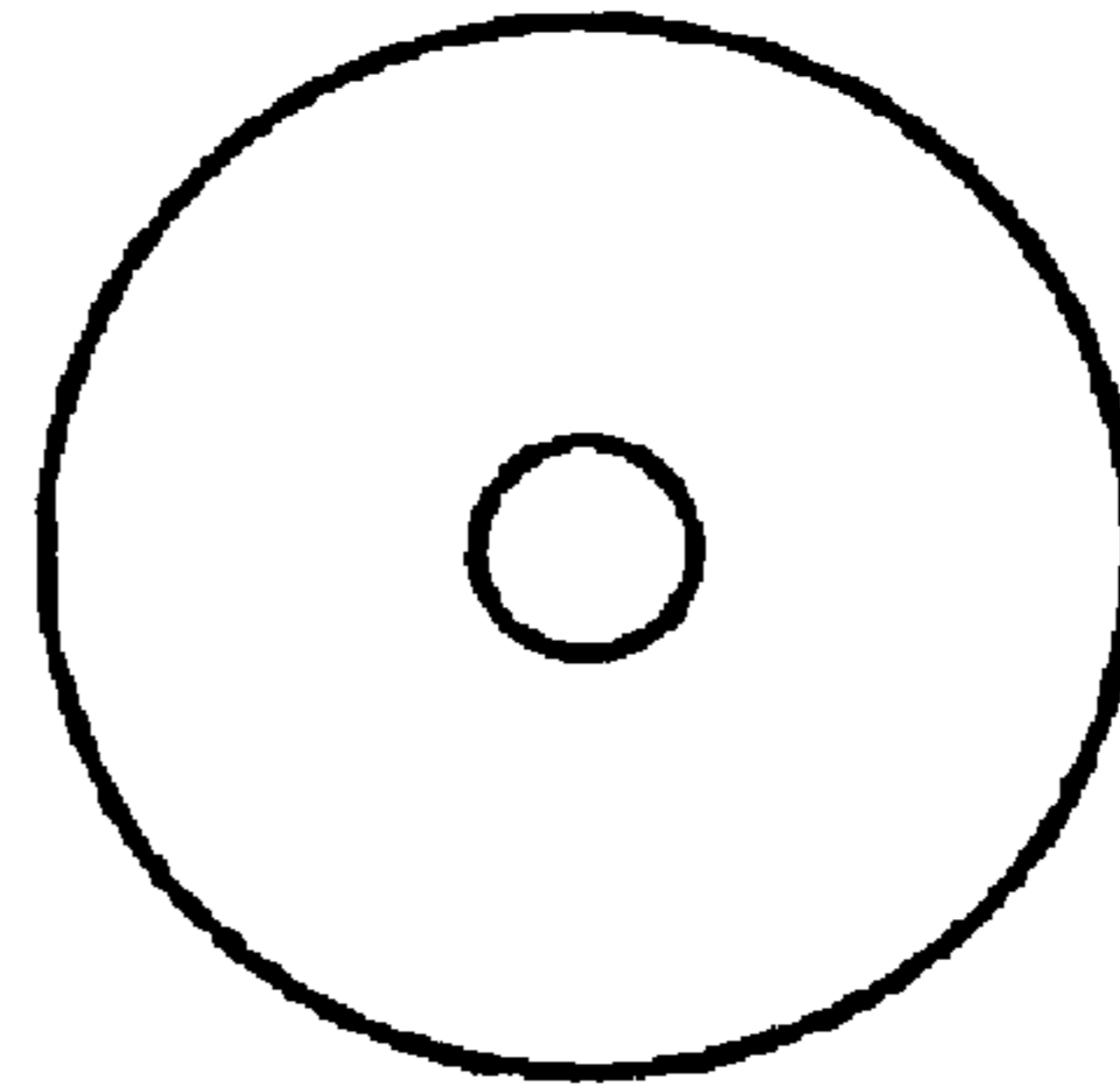
*Fig. 9*



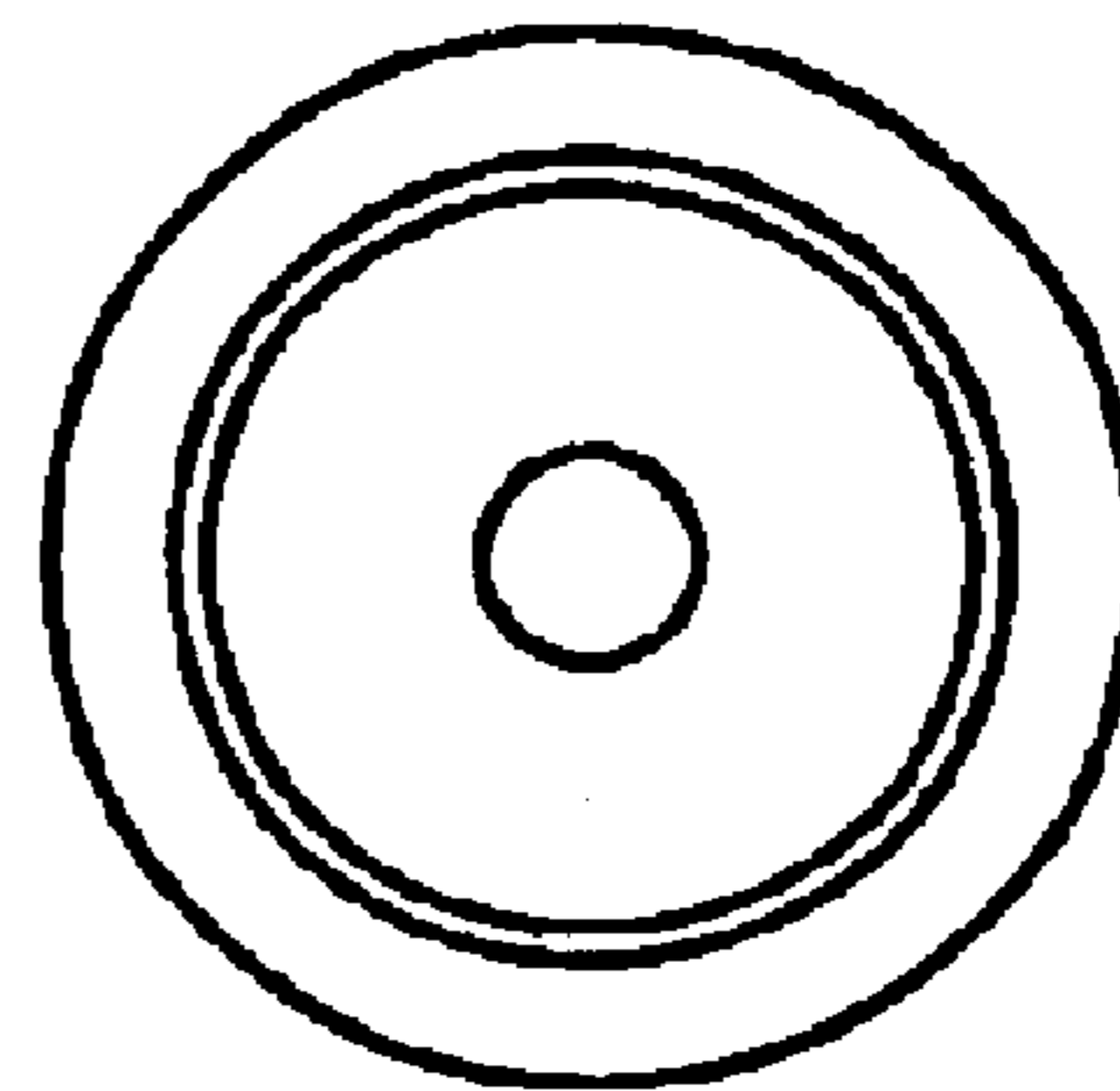
*Fig. 10*



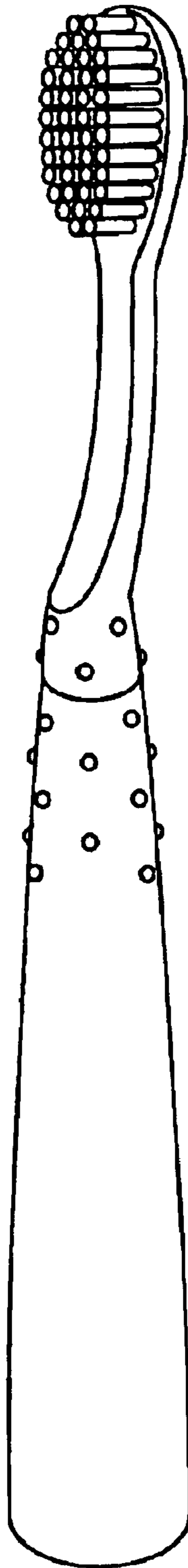
*Fig. 11*




*Fig. 12*



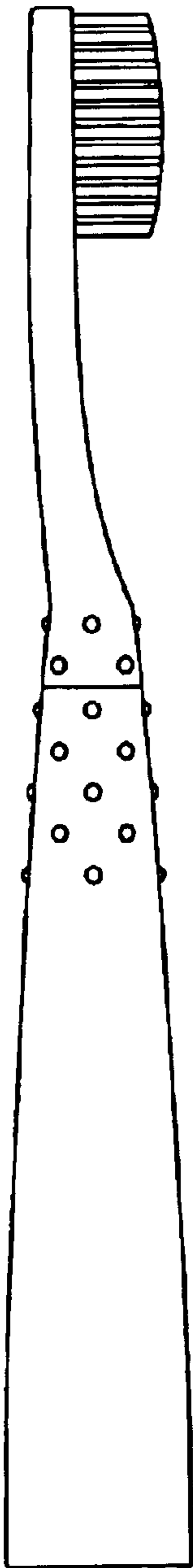
*Fig. 13*



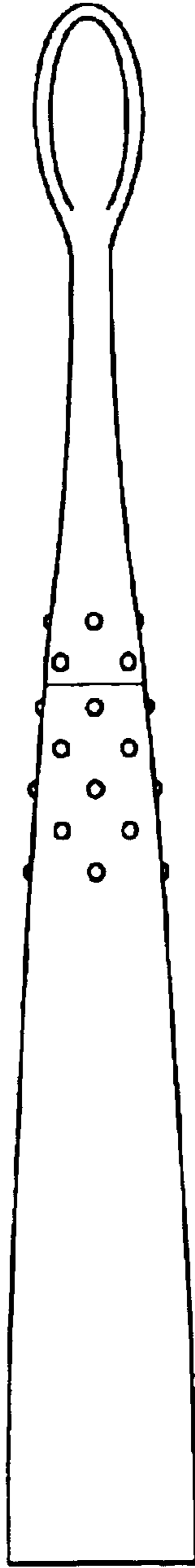
*Fig. 14*



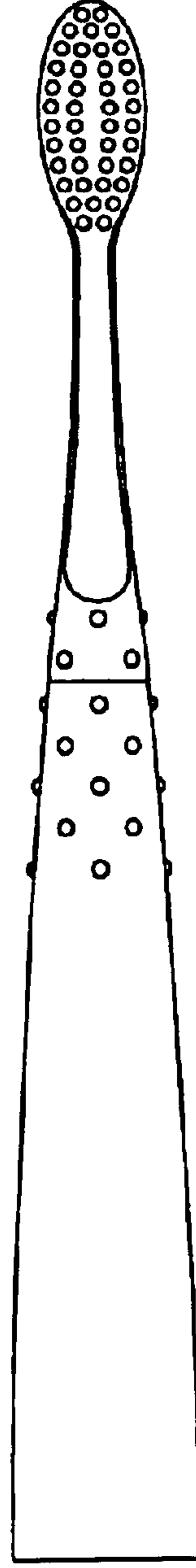
*Fig. 18*



*Fig. 15*

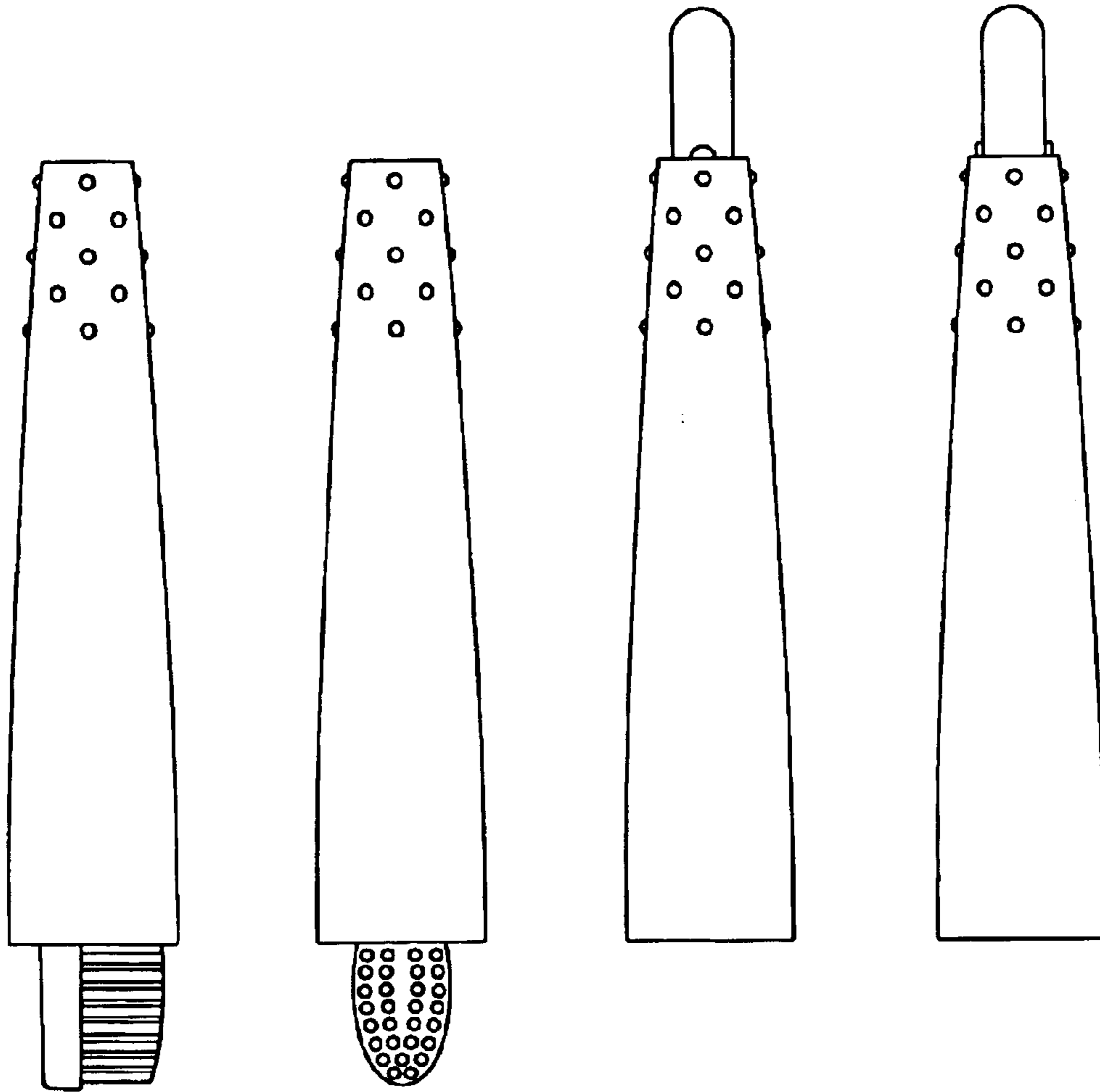


*Fig. 16*



*Fig. 17*





*Fig. 19*

*Fig. 20*

*Fig. 21*

*Fig. 22*