

US00D497250S1

(12) **United States Design Patent**
Anderson et al.

(10) **Patent No.:** **US D497,250 S**
(45) **Date of Patent:** **** Oct. 19, 2004**

(54) **HANDBAG**

(76) Inventors: **Joshua J. Anderson**, 16160 Kenwood Dr., Gulfport, MS (US) 39503; **Travis B. Anderson**, 16160 Kenwood Dr., Gulfport, MS (US) 39503

(**) Term: **14 Years**

(21) Appl. No.: **29/198,872**

(22) Filed: **Feb. 4, 2004**

(51) **LOC (7) Cl.** **03-01**

(52) **U.S. Cl.** **D3/238**

(58) **Field of Search** D3/232, 233, 234, D3/238, 240, 241, 243, 245, 246, 303; D9/305; 150/100, 106, 107, 110, 111, 112, 118, 127, 128, 129, 900; 190/100, 103, 106, 107, 108, 113, 115, 119, 121, 124, 126, 900, 901, 902, 903; 383/4, 6, 11, 12, 21, 22, 23, 31, 42, 78, 79, 84, 93, 97, 98, 99, 104, 105, 117, 907

(56) **References Cited**

U.S. PATENT DOCUMENTS

D114,983 S * 5/1939 Moss D3/246

D120,940 S * 6/1940 Lobel D3/233
D185,155 S * 5/1959 La Grutta D3/246
D248,892 S * 8/1978 Pflieger D3/246
D351,320 S * 10/1994 Minor D3/246
D466,282 S * 12/2002 Wardlaw D3/232

* cited by examiner

Primary Examiner—Louis S. Zarfes

Assistant Examiner—Monica A. Weingart

(74) *Attorney, Agent, or Firm*—Cowan, Liebowitz & Latman, P.C.; R. Lewis Gable

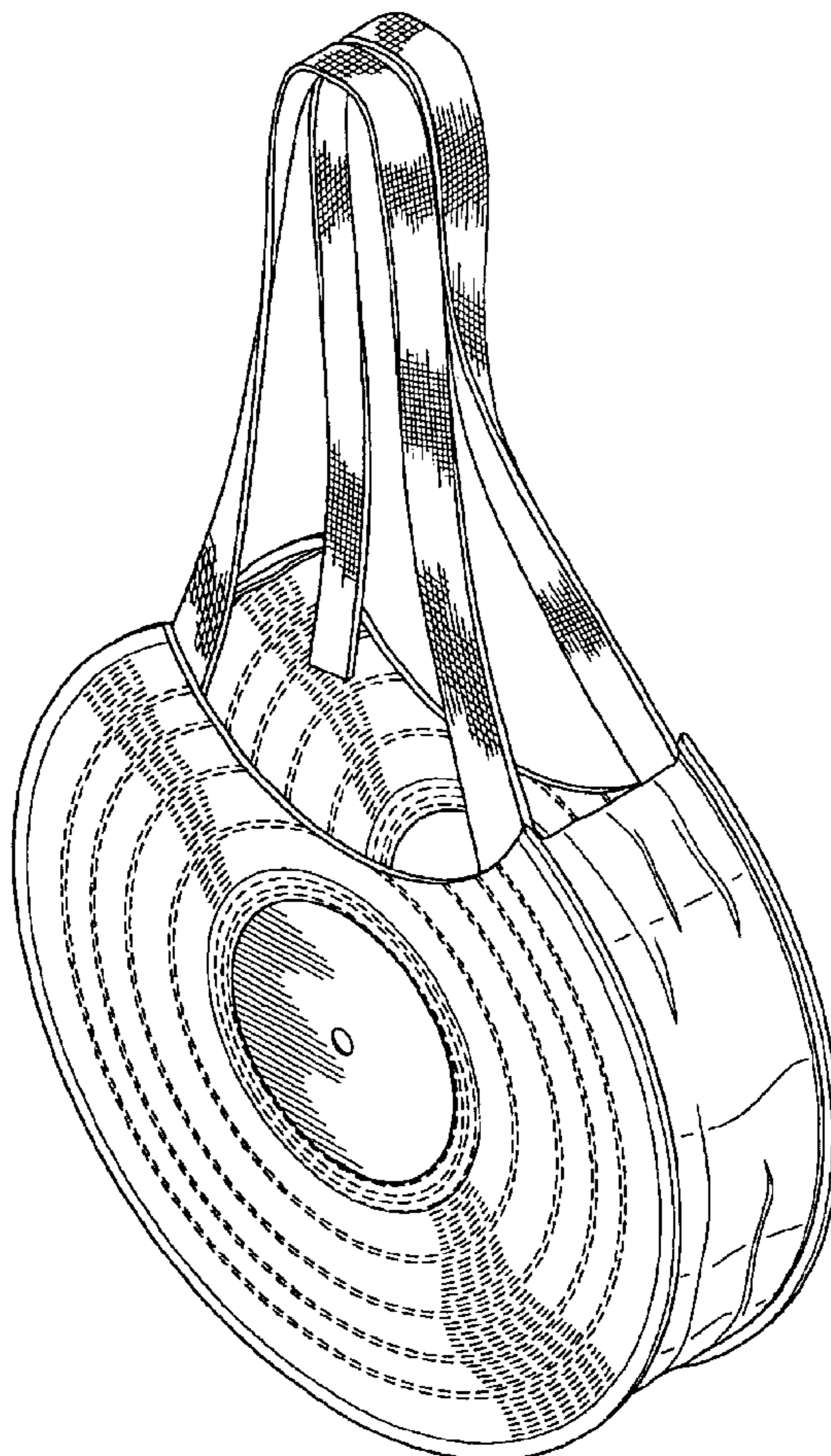
(57) **CLAIM**

The ornamental design for the handbag, as shown and described.

DESCRIPTION

FIG. 1 is a top, front and right side perspective view of the handbag;
FIG. 2 is a front elevation of the embodiment of FIG. 1;
FIG. 3 is a side view of the embodiment of FIG. 1;
FIG. 4 is a top plan view of the embodiment of FIG. 1; and,
FIG. 5 is a bottom plan view of the embodiment of FIG. 1.

1 Claim, 3 Drawing Sheets



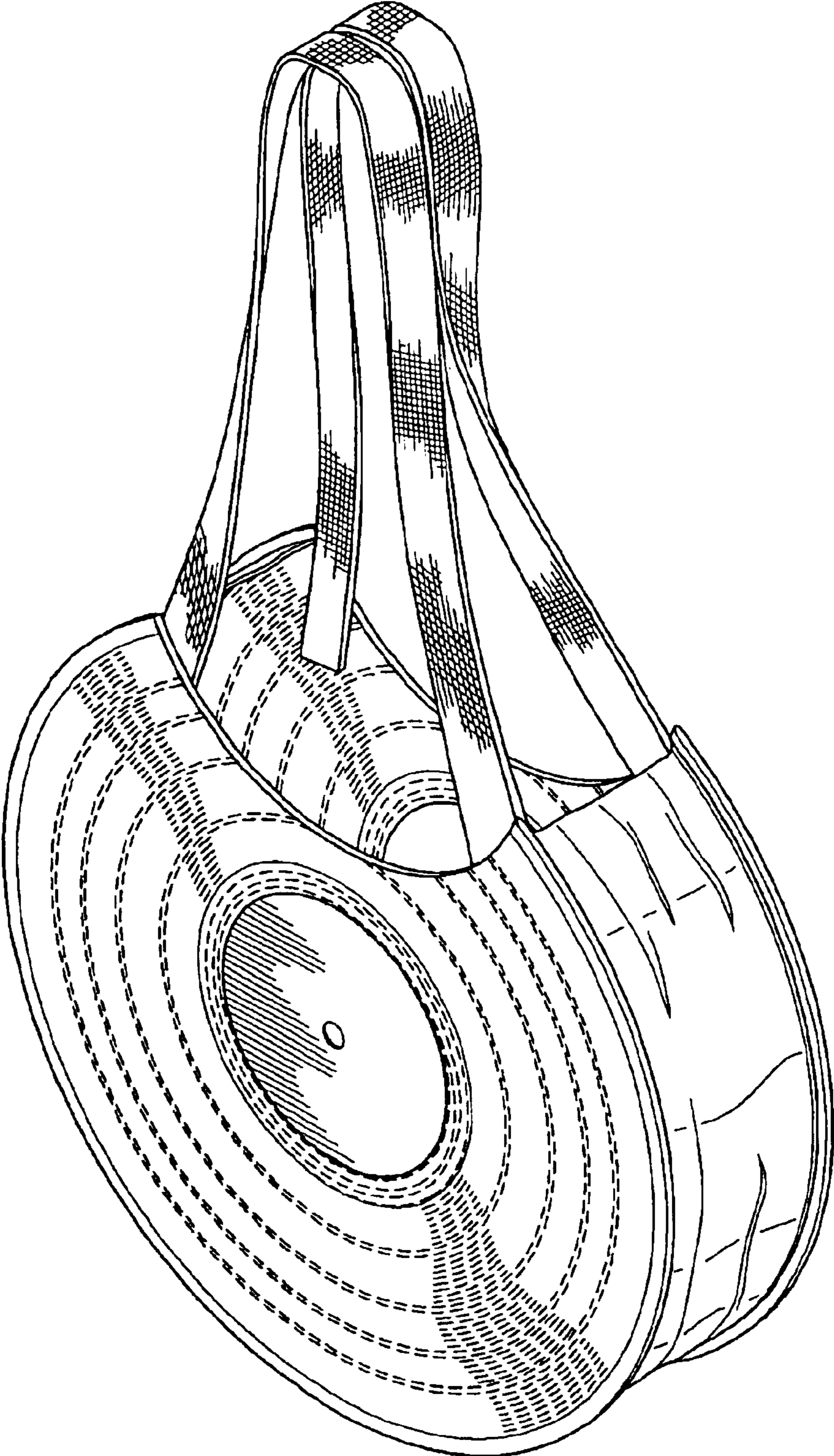


FIG. 1

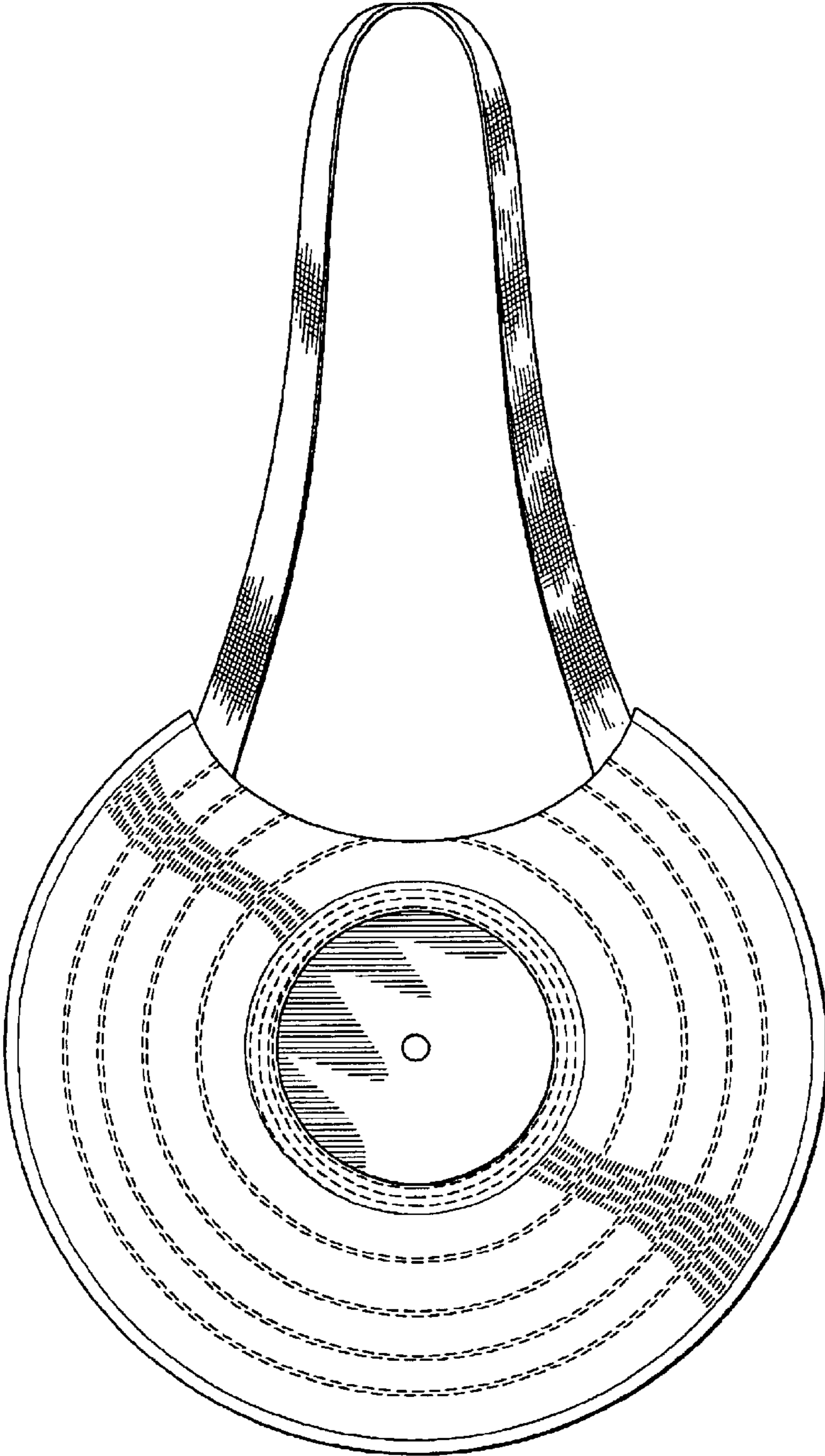


FIG. 2

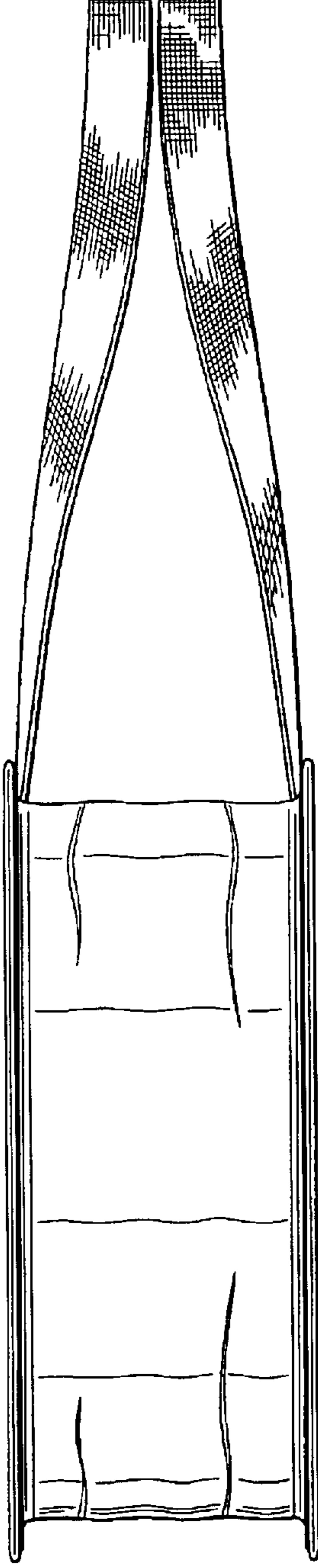


FIG. 3

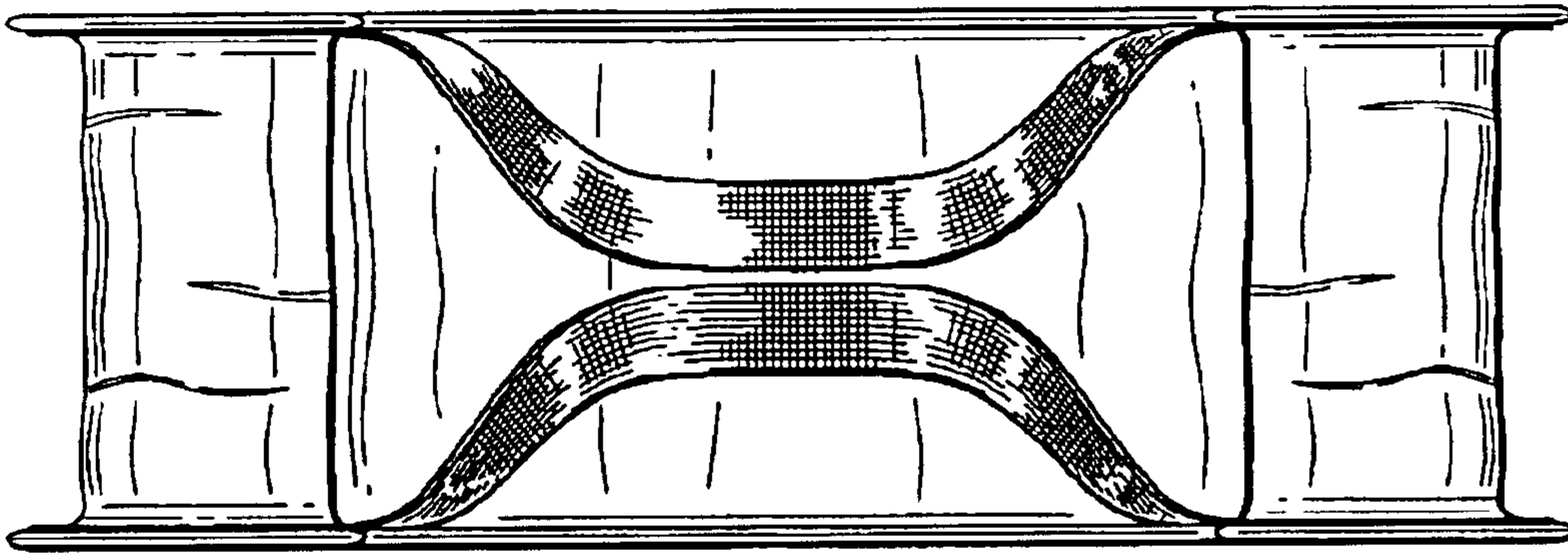


FIG. 4

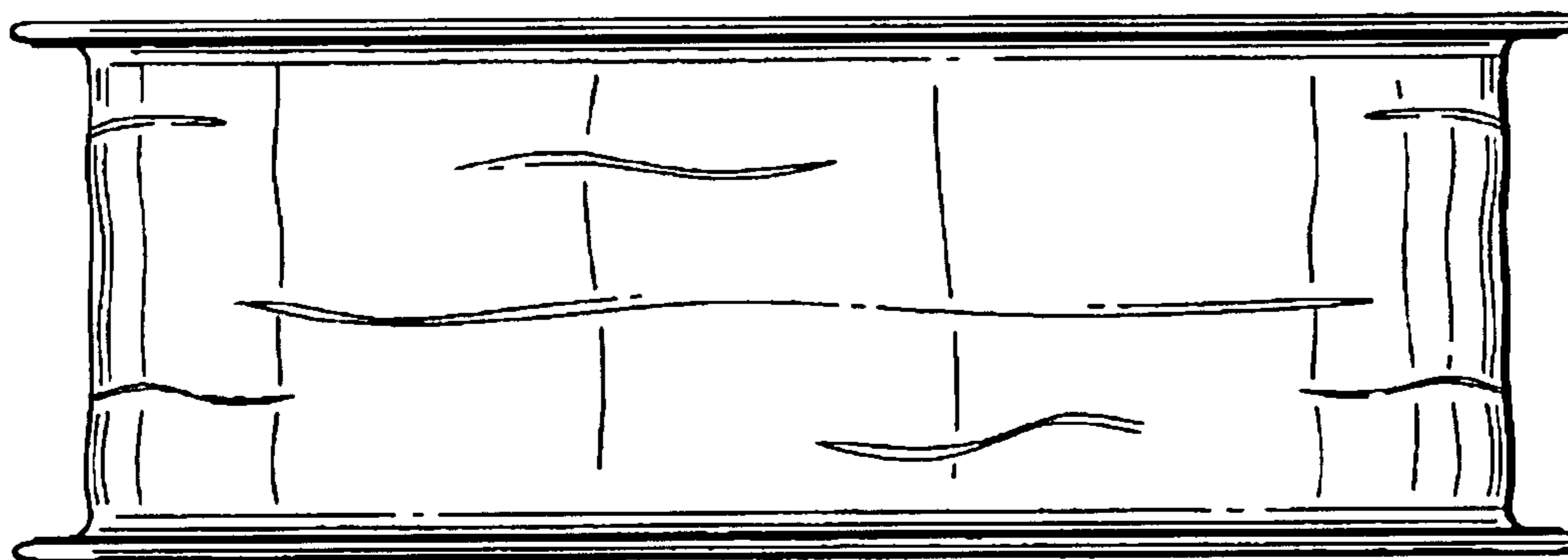


FIG. 5