

US00D497244S1

(12) **United States Design Patent** (10) Patent No.: **US D497,244 S**
Sedlbauer (45) Date of Patent: **** Oct. 19, 2004**

(54) **SHOE SOLE**
 (76) Inventor: **Stephen W. Sedlbauer**, 830 Harrington Court, Burlington, Ontario (CA), L7N 3N4
 (**) Term: **14 Years**

D403,145 S * 12/1998 Truelsen D2/957
 D427,755 S * 7/2000 Tresser D2/955
 D439,730 S * 4/2001 Merceron D2/952
 D443,129 S * 6/2001 Tresser D2/946
 D459,063 S * 6/2002 Nason D2/953
 D474,584 S * 5/2003 Matis D2/953
 D482,852 S * 12/2003 Belley et al. D2/957

* cited by examiner

(21) Appl. No.: **29/194,569**
 (22) Filed: **Nov. 28, 2003**

Primary Examiner—Celia A. Murphy
 (74) *Attorney, Agent, or Firm*—Riches, McKenzie & Herbert

(51) **LOC (7) Cl.** **02-04**
 (52) **U.S. Cl.** **D2/955; D2/953; D2/960**
 (58) **Field of Search** D2/902, 946–949, D2/951–960; 36/3 B, 22 R, 25 R, 32 A, 32 R

(57) **CLAIM**

I claim the ornamental design for a shoe sole, as shown and described.

(56) **References Cited**

DESCRIPTION

U.S. PATENT DOCUMENTS

1,120,082 A * 12/1914 Rhodes
 D238,123 S * 12/1975 Davis
 4,096,649 A * 6/1978 Saurwein 36/32 R
 5,203,097 A * 4/1993 Blair 36/59 C
 D354,388 S * 1/1995 Saez D2/951
 D383,594 S * 9/1997 Elliott D2/954
 D391,045 S * 2/1998 Assous D2/954
 D394,939 S * 6/1998 Avar D2/955
 D394,941 S * 6/1998 Link D2/955
 D395,157 S * 6/1998 Conta D2/955
 D395,743 S * 7/1998 Ryan D2/960
 D400,344 S * 11/1998 Avar D2/954

FIG. 1 is a perspective view of a shoe sole showing my new design;
 FIG. 2 is a left side elevation view thereof.
 FIG. 3 is a right side elevation view thereof.
 FIG. 4 is a top plan view thereof.
 FIG. 5 is a front elevation view thereof.
 FIG. 6 is a rear elevational view thereof; and,
 FIG. 7 is a bottom plan view thereof.
 The broken line showing a shoe upper in FIGS. 1–6, illustrates the portion of the design that forms no part of the claim.

1 Claim, 7 Drawing Sheets

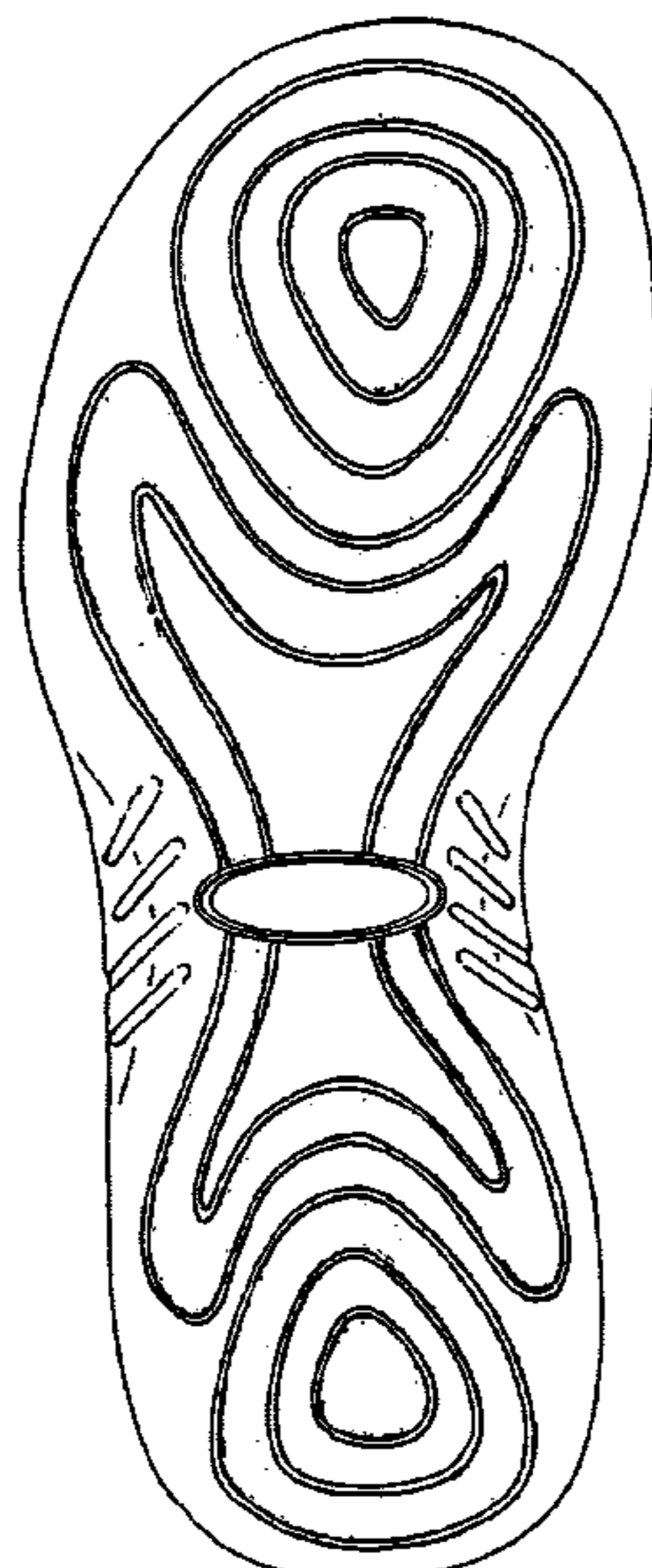



FIG. 1

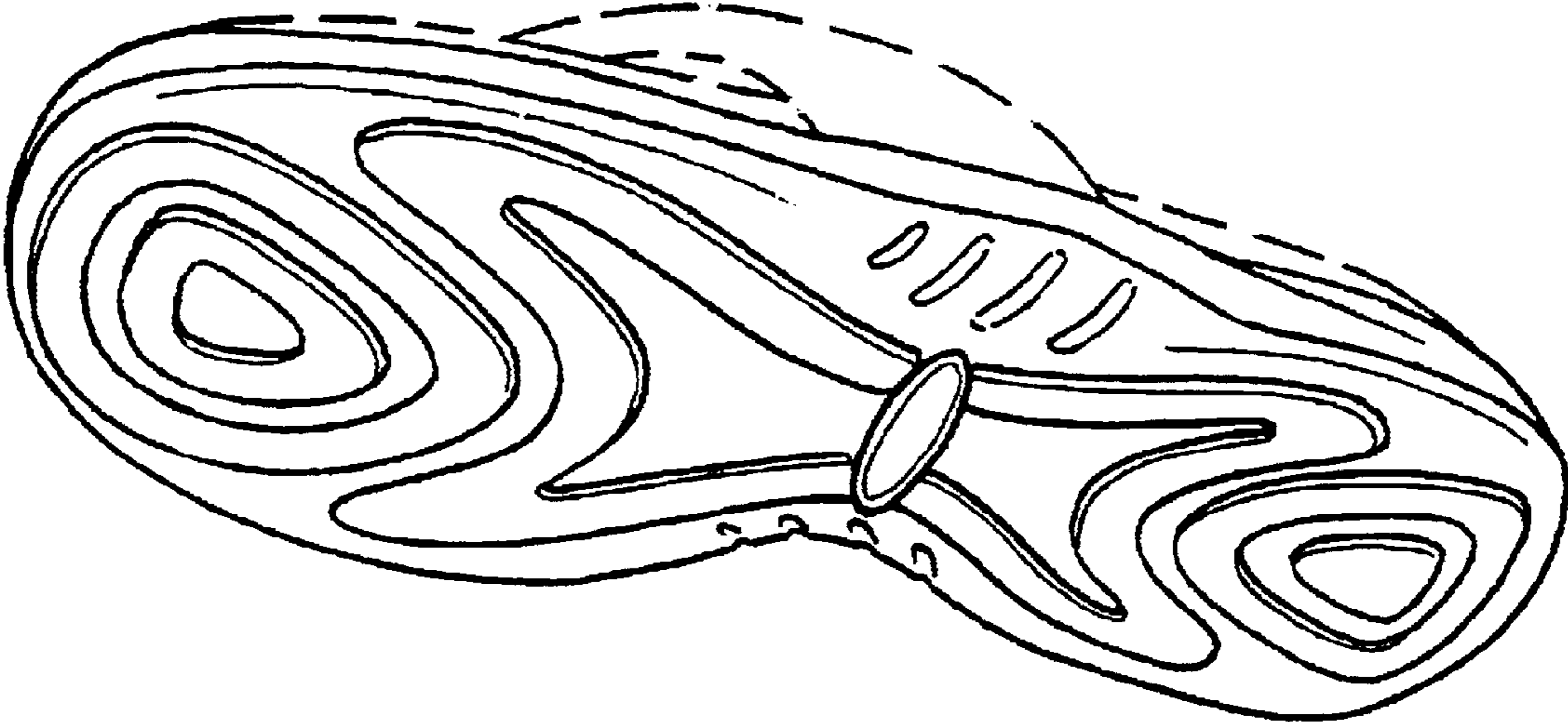


FIG. 2




FIG. 3




FIG. 4

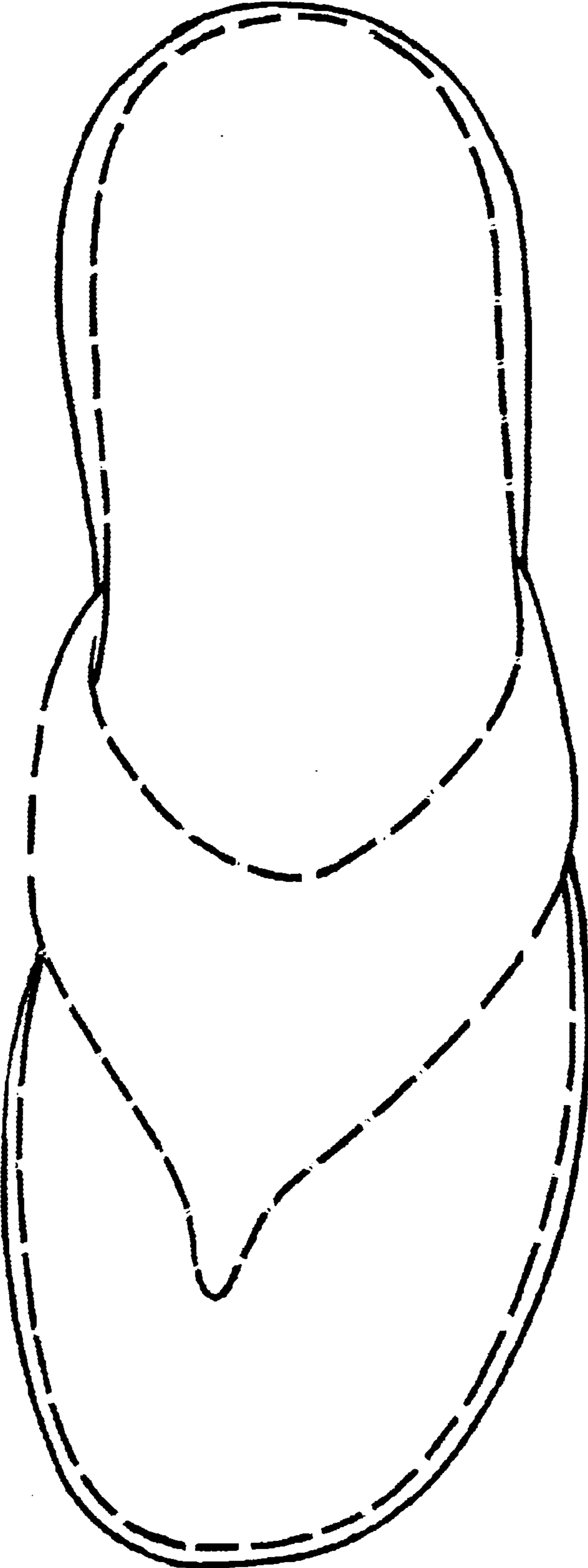


FIG. 5


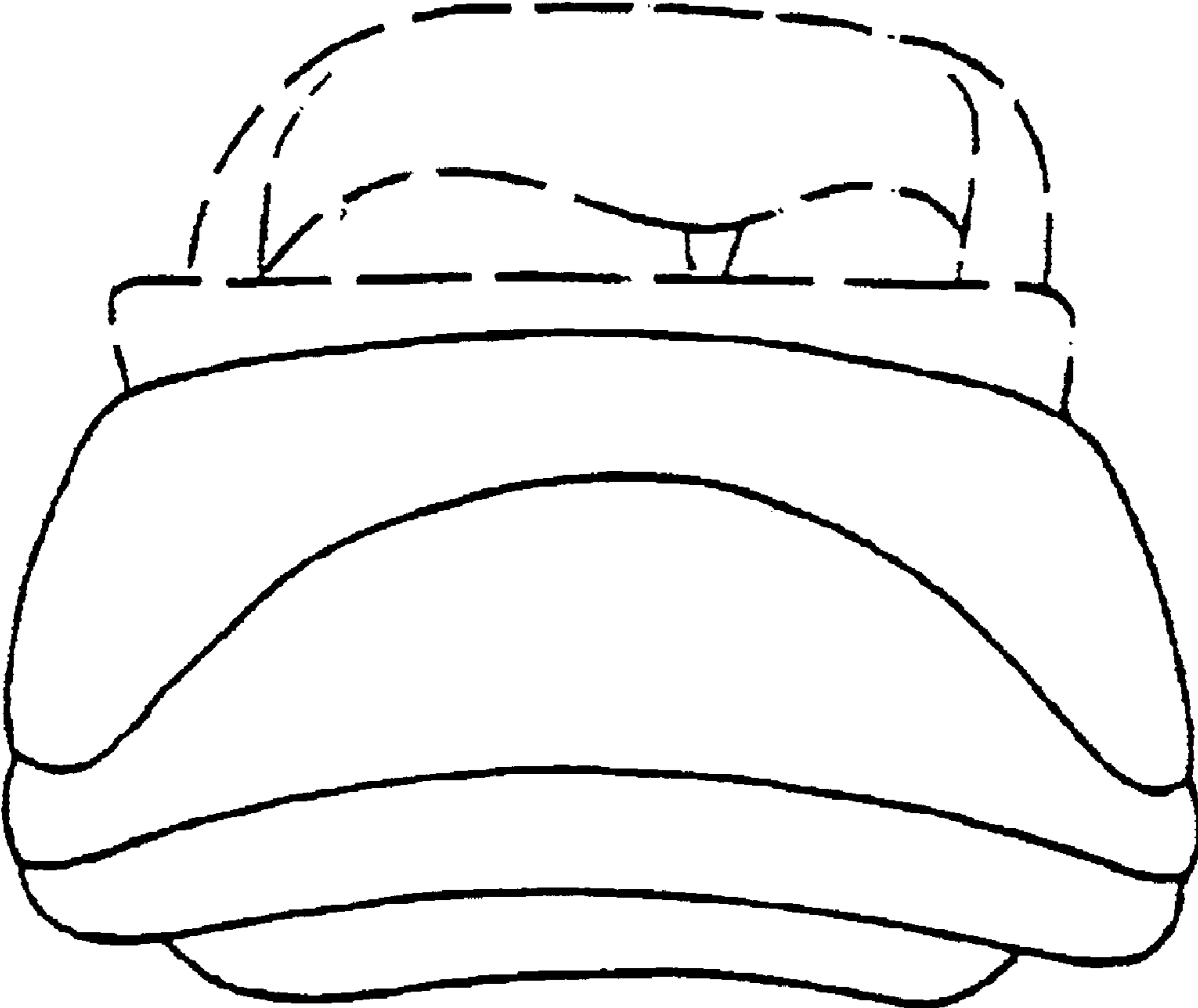


FIG. 6



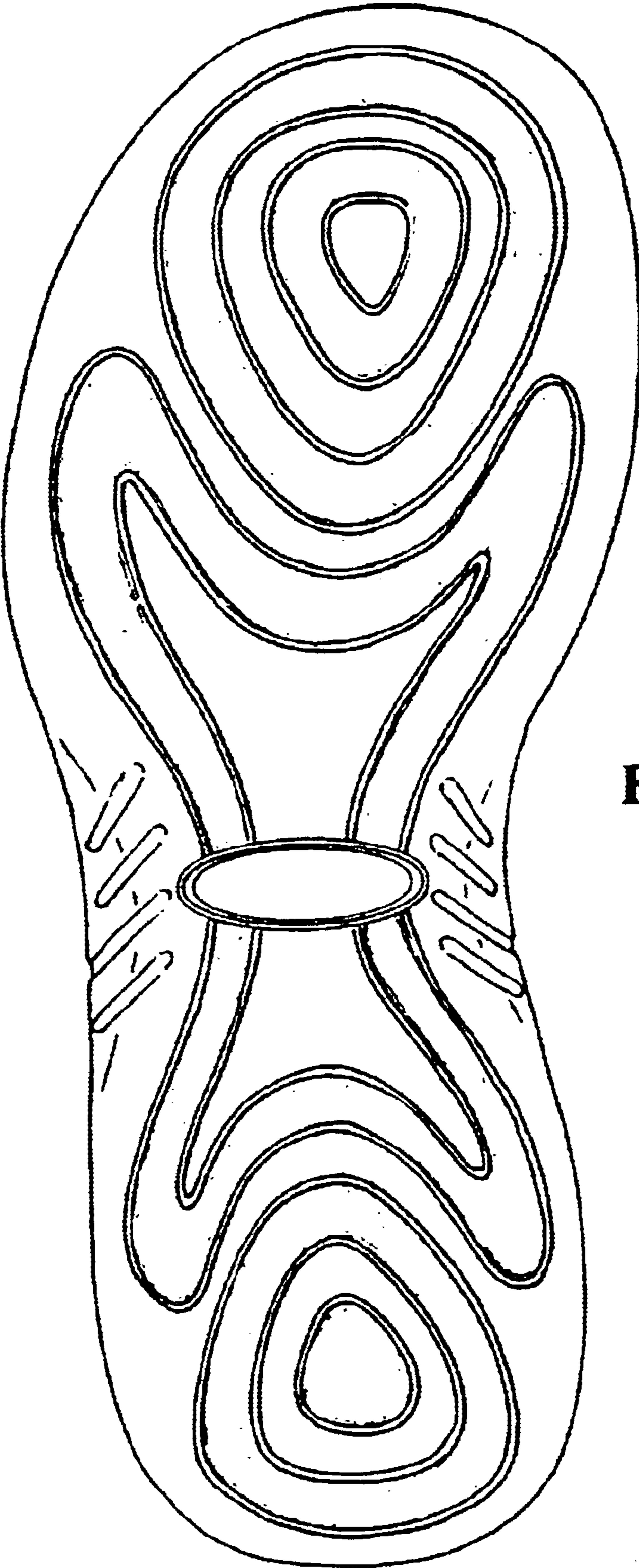


FIG. 7