

US00D497229S1

(12) **United States Design Patent** (10) **Patent No.:** **US D497,229 S**
Berti (45) **Date of Patent:** **** Oct. 12, 2004**

(54) **MOP HEAD**

(75) Inventor: **Enzo Berti**, Dolo (IT)

(73) Assignee: **The Libman Company**, Arcola, IL (US)

(**) Term: **14 Years**

(21) Appl. No.: **29/198,588**

(22) Filed: **Jan. 30, 2004**

(51) **LOC (7) Cl.** **04-01**

(52) **U.S. Cl.** **D32/50**

(58) **Field of Search** D32/40, 44, 50;
15/116.1, 116.2, 119.1, 119.2, 147.1, 147.2,
228

(56) **References Cited**

U.S. PATENT DOCUMENTS

2,794,198	A	*	6/1957	Rogers	15/119.2
4,654,920	A	*	4/1987	O'Neil, Jr. et al.	15/119.2
D334,263	S	*	3/1993	Torres	D32/44
D370,101	S	*	5/1996	Juratovac et al.	D32/50
6,061,863	A	*	5/2000	Chen	15/119.2

FOREIGN PATENT DOCUMENTS

EP 1142526 A1 * 10/2001 A47L/13/144

* cited by examiner

Primary Examiner—Alan P. Douglas
Assistant Examiner—Lavone D. Tabor
(74) *Attorney, Agent, or Firm*—Banner & Witcoff, Ltd.

(57) **CLAIM**

The ornamental design for a mop head, as shown and described.

DESCRIPTION

FIG. 1 is a perspective view of a mop head showing my invention;

FIG. 2 is a front elevational view thereof;


FIG. 3 is a rear elevational view thereof;

FIG. 4 is a left side view thereof, with the right side being a mirror image thereof; and,

FIG. 5 is a top plan view thereof.

The broken lines of the channel extending from the front of the mop head, the brush assembly, the sponge mechanism, and the holes on the rear side and bottom four protrusions are for illustrative purposes only and form no part of the claimed design.

1 Claim, 2 Drawing Sheets






FIG. 1

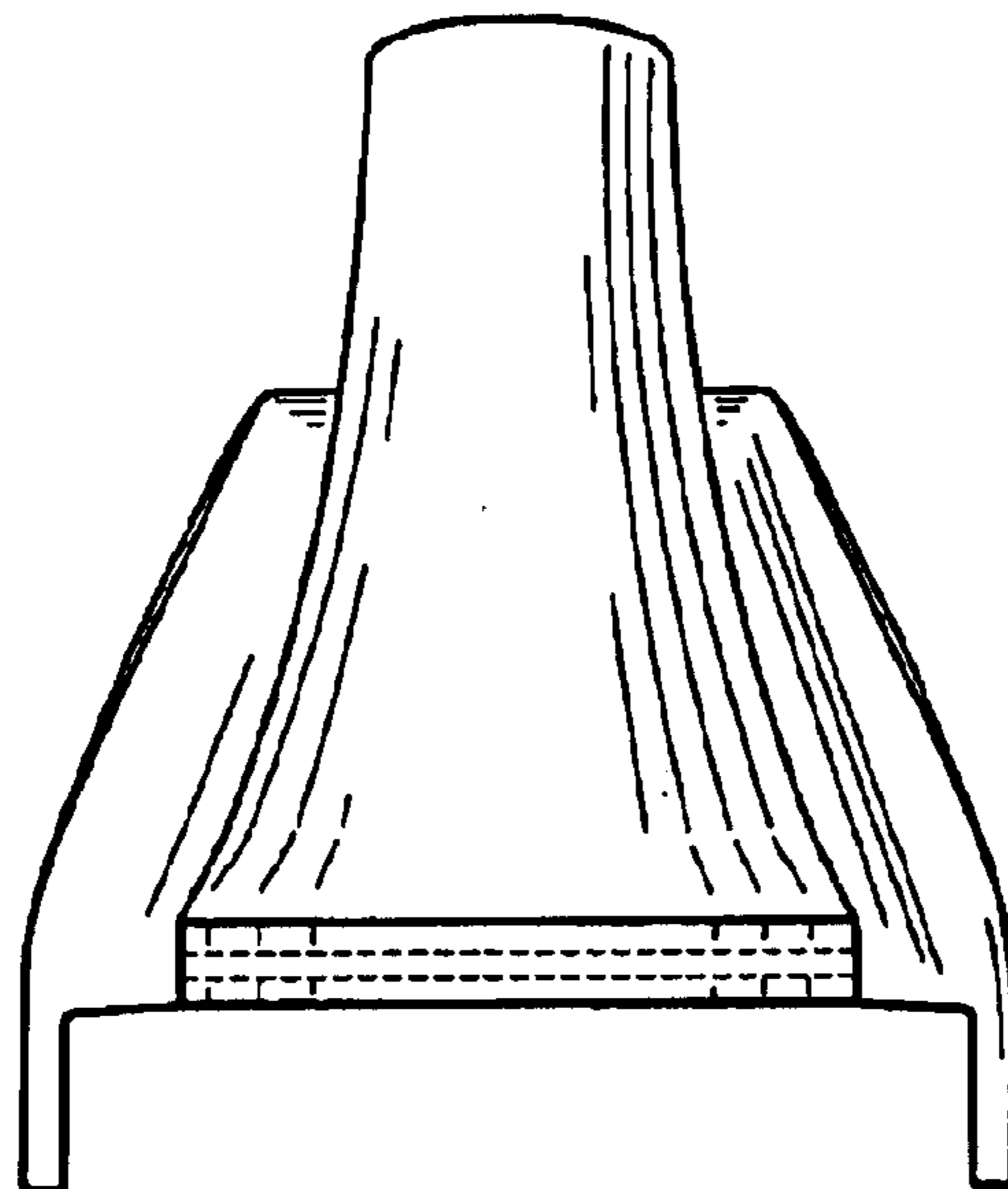


FIG. 2

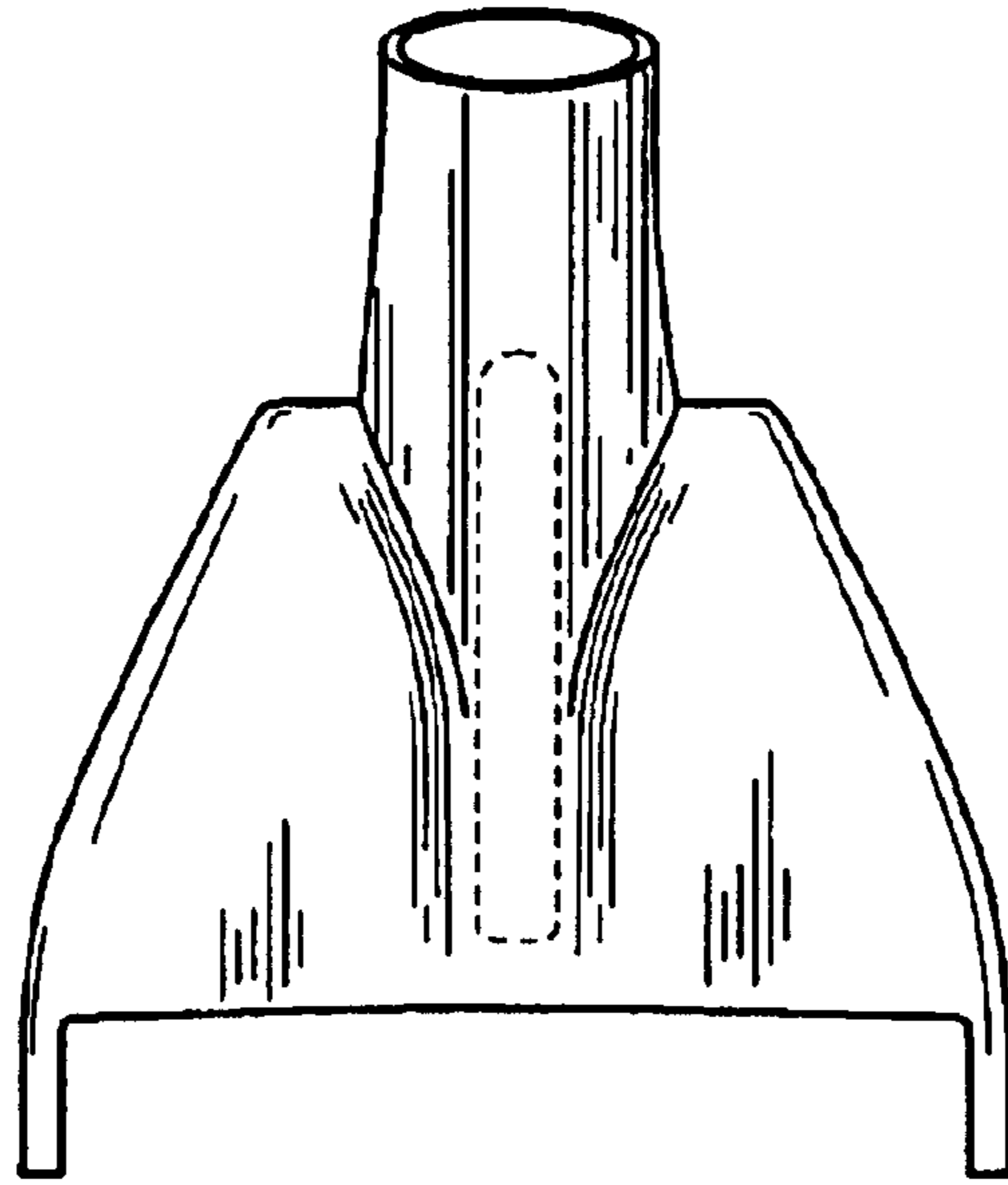


FIG. 3

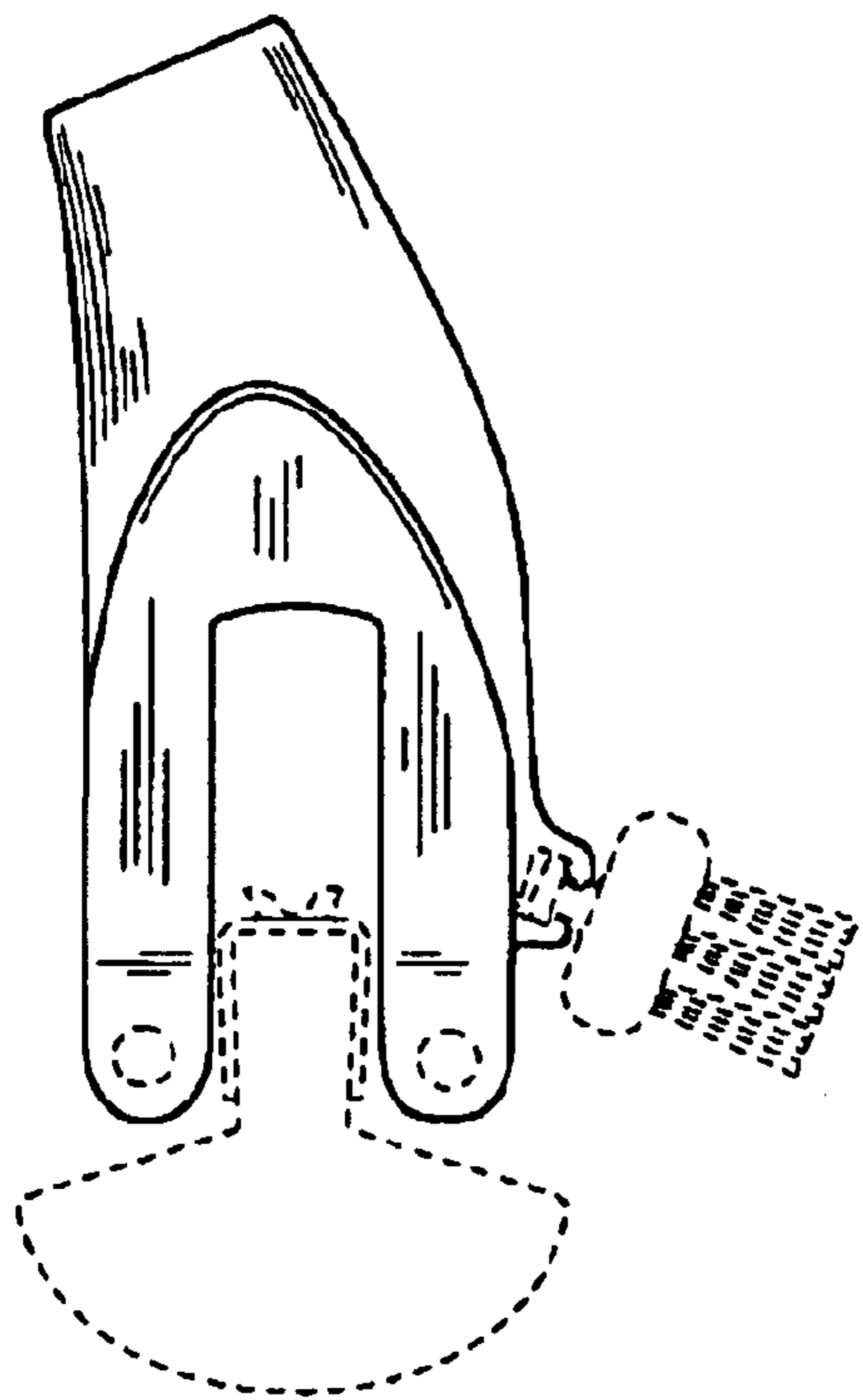


FIG. 4

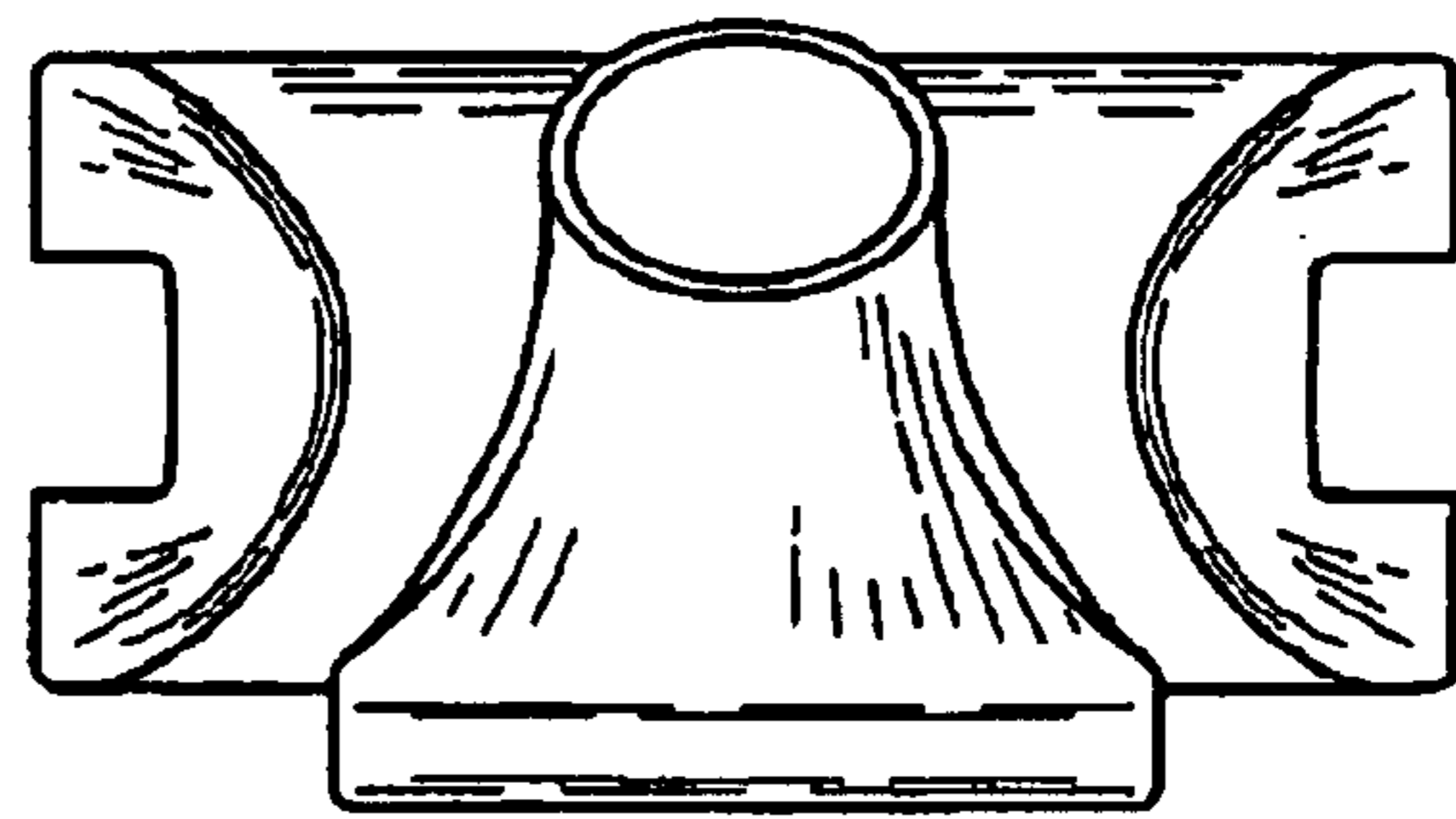


FIG. 5