

US00D497221S1

(12) **United States Design Patent**  
**Yeung**

(10) **Patent No.:** **US D497,221 S**  
(45) **Date of Patent:** **\*\* Oct. 12, 2004**

(54) **NAIL CLIPPER**

- (75) Inventor: **Wai Yu Yeung**, Hong Kong (HK)
- (73) Assignee: **Far East (Wu's) Industrial Co LTD**,  
Hong Kong (CN)
- (\*\*) Term: **14 Years**
- (21) Appl. No.: **29/194,896**
- (22) Filed: **Dec. 3, 2003**
- (51) **LOC (7) Cl.** ..... **28-03**
- (52) **U.S. Cl.** ..... **D28/60**
- (58) **Field of Search** ..... D28/56, 57, 60,  
D28/62; 30/26-29, 175, 186; D8/5, 52,  
107; 132/75.3, 75.4, 75.5; 362/249

(56) **References Cited**

**U.S. PATENT DOCUMENTS**

5,557,849	A *	9/1996	Lee et al.	30/29
D468,865	S *	1/2003	Park	D28/60
2002/0092172	A1 *	7/2002	Park	30/28
2003/0103349	A1 *	6/2003	Lin	362/249

\* cited by examiner

*Primary Examiner*—Jennifer Rivard

(74) *Attorney, Agent, or Firm*—Alix, Yale & Ristas, LLP



(57) **CLAIM**

I claim the ornamental design for a nail clipper, as shown and described.

**DESCRIPTION**

FIG. 1 is a perspective view of the nail clipper in a closed position;  
 FIG. 2 is a front view of the nail clipper as shown in FIG. 1;  
 FIG. 3 is a rear view of the nail clipper as shown in FIG. 1;  
 FIG. 4 is a left side view of the nail clipper as shown in FIG. 1;  
 FIG. 5 is a right side view of the nail clipper as shown in FIG. 1;  
 FIG. 6 is a top view of the nail clipper as shown in FIG. 1;  
 FIG. 7 is a bottom view of the nail clipper as shown in FIG. 1;  
 FIG. 8 is a perspective view of the nail clipper in an open position;  
 FIG. 9 is a front view of the nail clipper as shown in FIG. 8;  
 FIG. 10 is a rear view of the nail clipper as shown in FIG. 8;  
 FIG. 11 is a left side view of the nail clipper as shown in FIG. 8;  
 FIG. 12 is a right side view of the nail clipper as shown in FIG. 8;  
 FIG. 13 is a top view of the nail clipper as shown in FIG. 8;  
 and,  
 FIG. 14 is a bottom view of the nail clipper as shown in FIG. 8.

**1 Claim, 6 Drawing Sheets**






FIG. 1

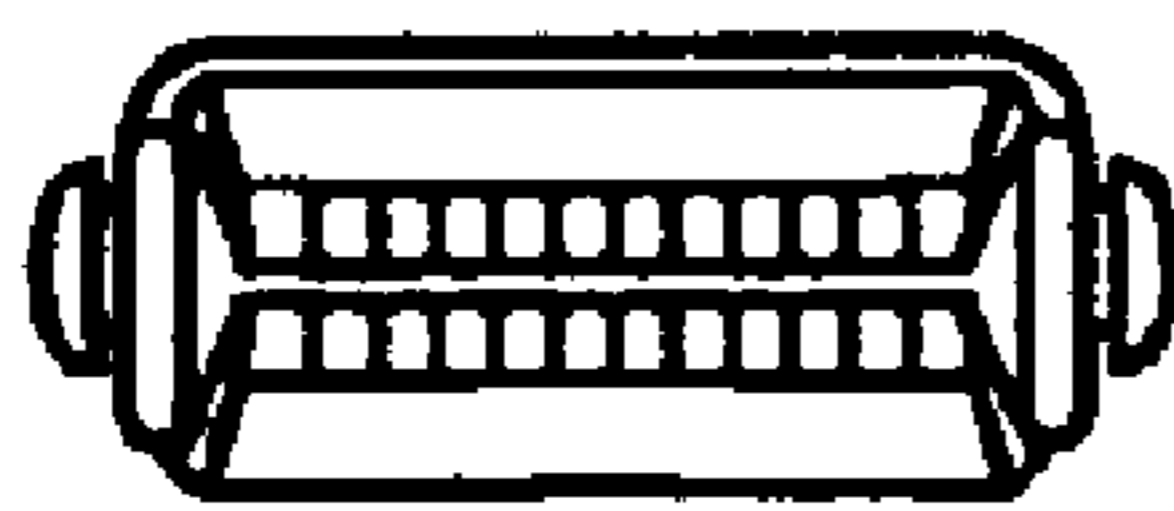


FIG. 2



FIG. 3




FIG. 4




FIG. 5




FIG. 6




FIG. 7




FIG. 8

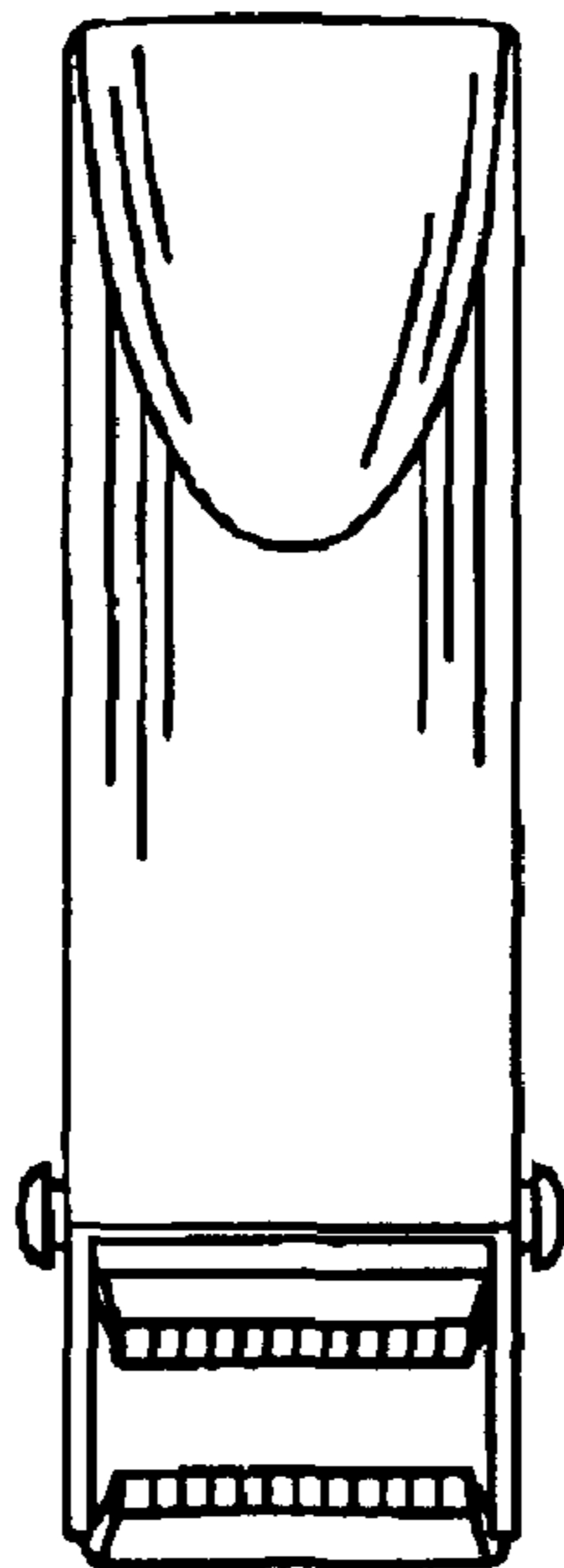


FIG. 9

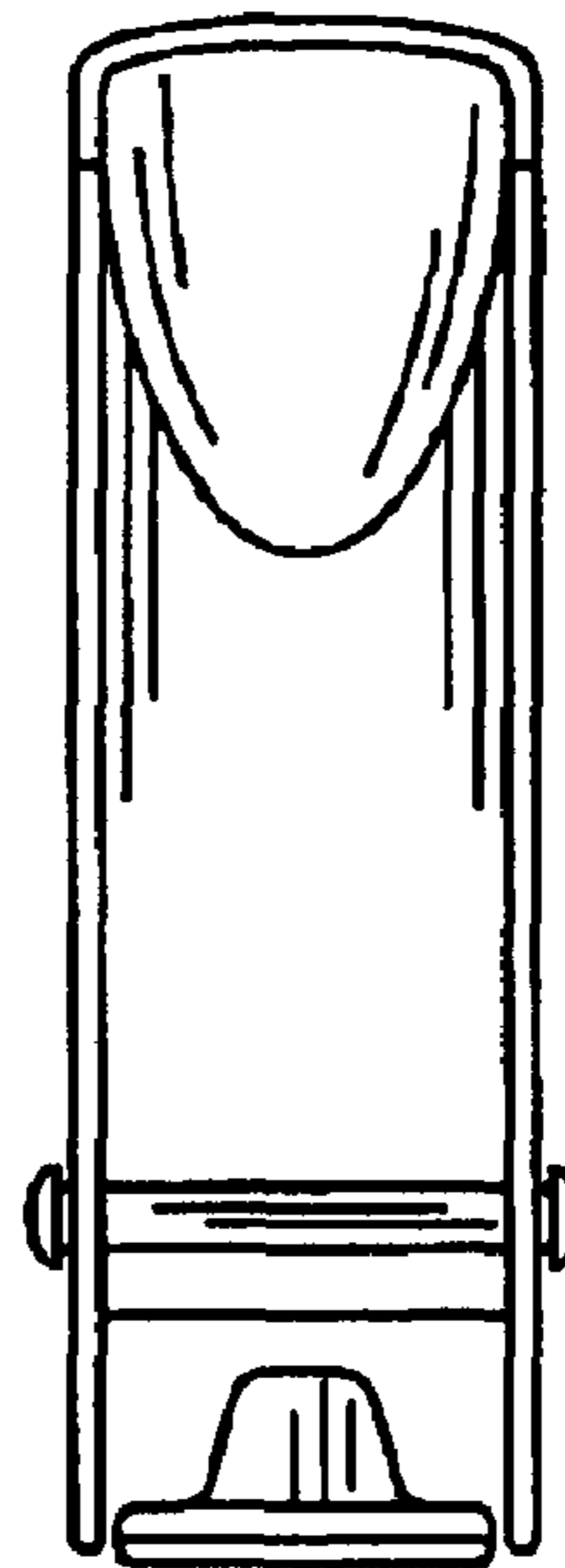


FIG. 10

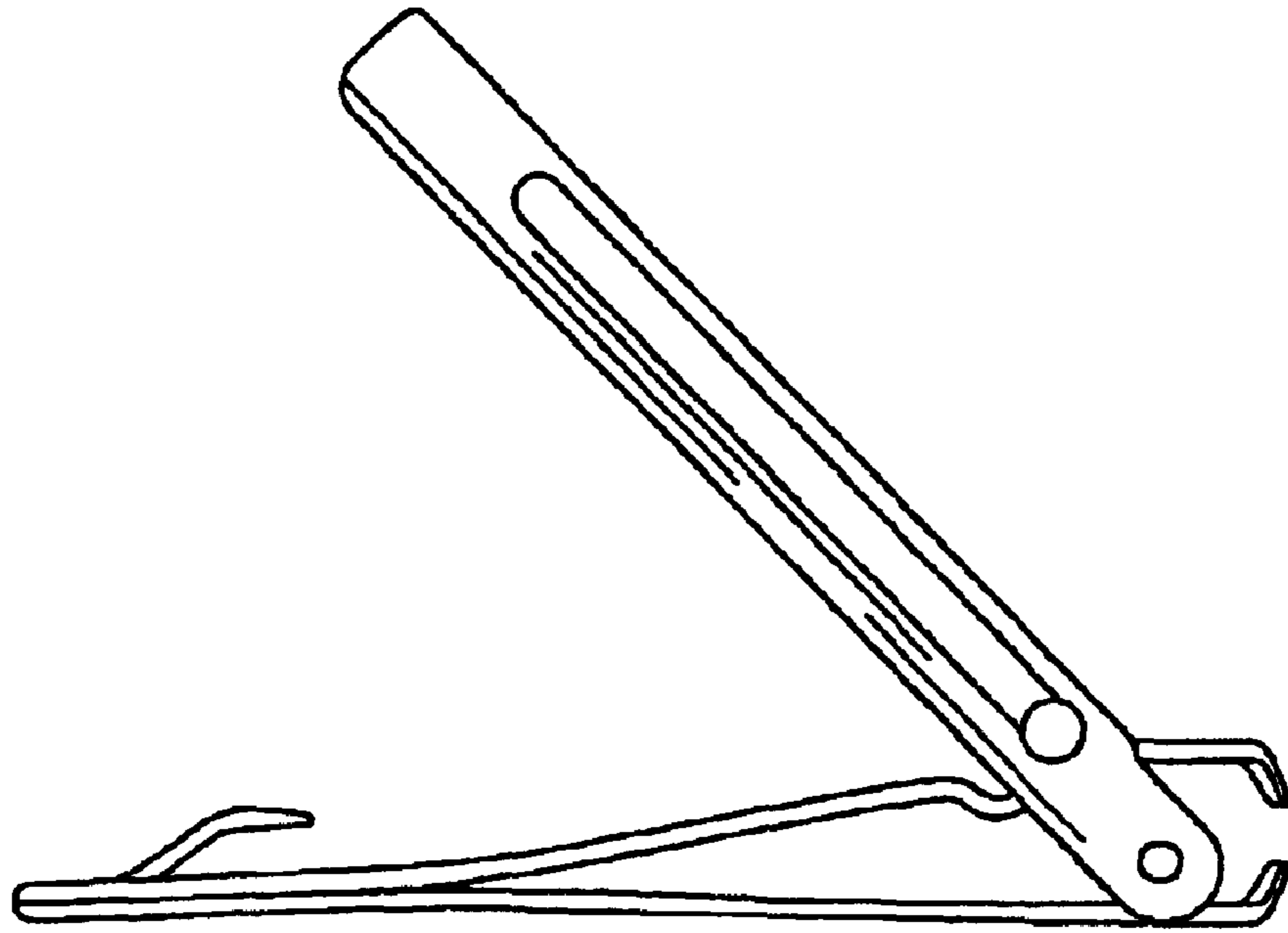


FIG. 11

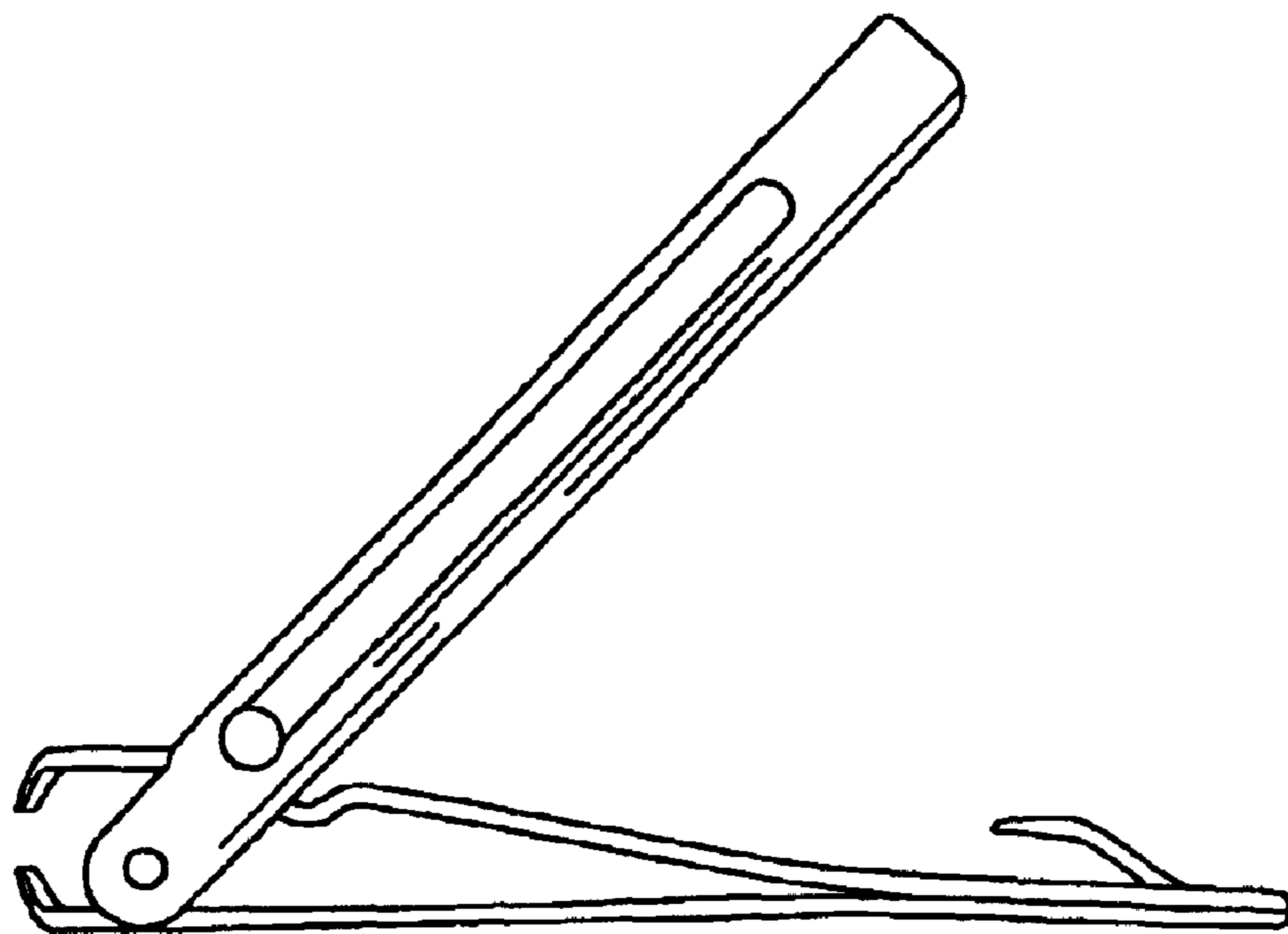


FIG. 12

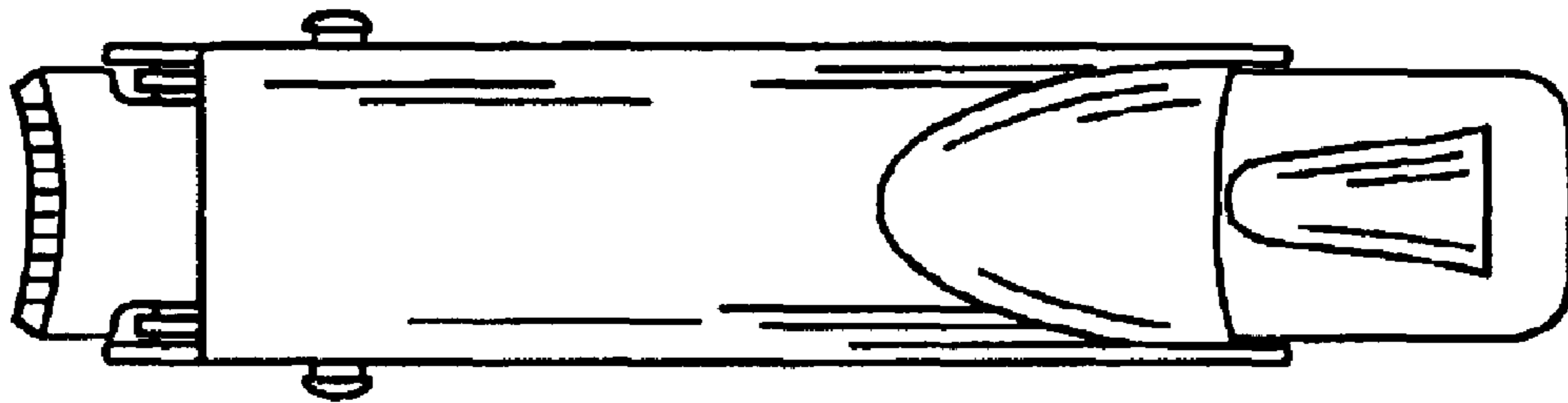


FIG. 13




FIG. 14