



US00D497214S1

(12) **United States Design Patent** (10) **Patent No.:** **US D497,214 S**  
**Lo** (45) **Date of Patent:** **\*\* Oct. 12, 2004**

(54) **PENLIGHT**

D490,920 S \* 6/2004 Wiesmeth ..... D26/37

(75) Inventor: **Raymond Lo, Wan Chai (HK)**

\* cited by examiner

(73) Assignee: **The Buzz Group, LLC, New York, NY (US)**

*Primary Examiner*—Marcus A. Jackson  
(74) *Attorney, Agent, or Firm*—Hogan & Hartson L.L.P.

(\*\*) Term: **14 Years**

(57) **CLAIM**

(21) Appl. No.: **29/203,116**

The ornamental design for a penlight, as shown and described.

(22) Filed: **Apr. 9, 2004**

**DESCRIPTION**

(51) **LOC (7) Cl.** ..... **26-02**

(52) **U.S. Cl.** ..... **D26/37**

(58) **Field of Search** ..... D26/37-50; 362/157,  
362/158, 171-174, 183-208

FIG. 1 is a front view of the penlight;  
FIG. 2 is a back view thereof;  
FIG. 3 is a left side view thereof;  
FIG. 4 is a right side view thereof;  
FIG. 5 is a rear end elevational view of thereof;  
FIG. 6 is a front end elevational view thereof; and,  
FIG. 7 is a perspective view of the penlight showing the front and right side of the penlight.

(56) **References Cited**

**U.S. PATENT DOCUMENTS**

D465,865 S \* 11/2002 Hamilton et al. .... D26/37  
D485,629 S \* 1/2004 Chan ..... D26/37  
D486,930 S \* 2/2004 Stoddard et al. .... D26/37

**1 Claim, 2 Drawing Sheets**

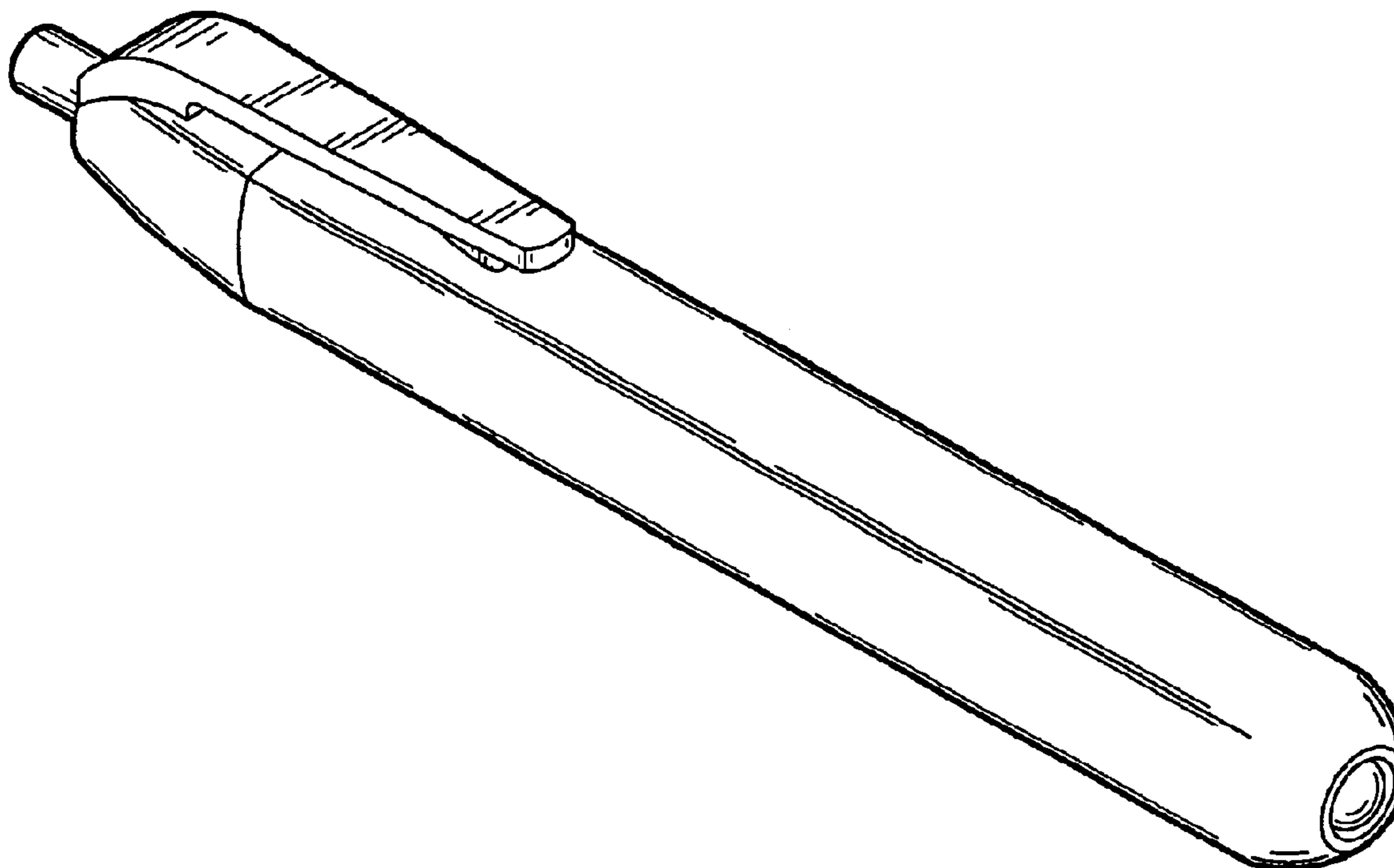


Fig. 1




Fig. 2




Fig. 3

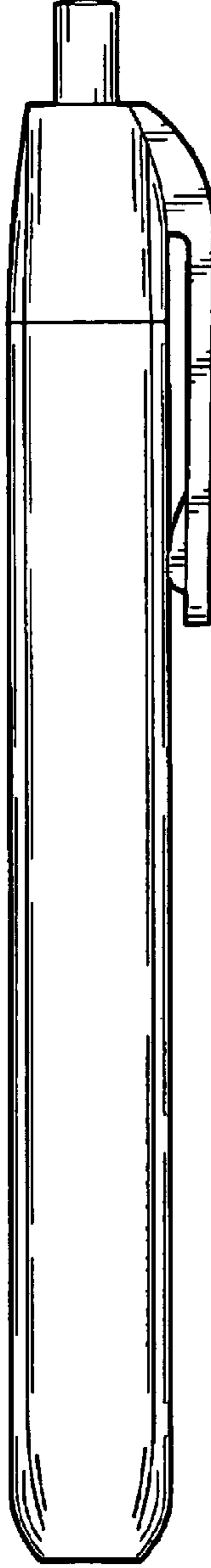


Fig. 4

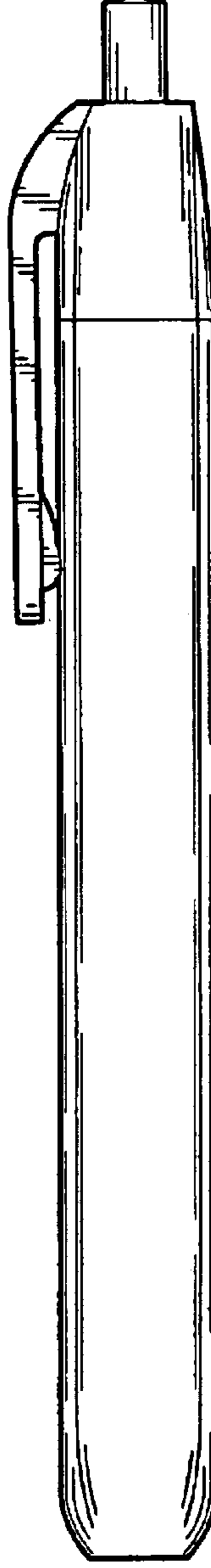


Fig. 5

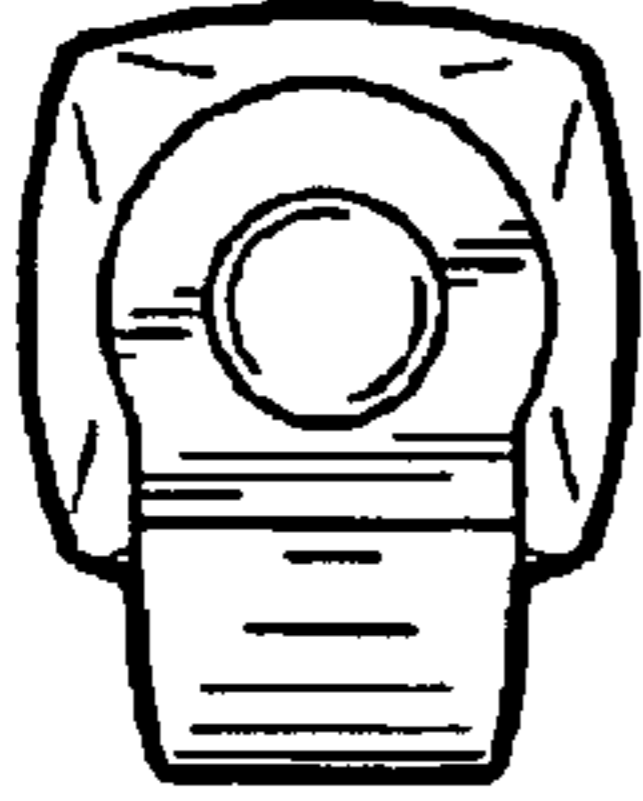


Fig. 6




Fig. 7

