



US00D497202S1

(12) **United States Design Patent**  
**Carter et al.**

(10) **Patent No.:** **US D497,202 S**  
(45) **Date of Patent:** **\*\* Oct. 12, 2004**

(54) **FILTER FOR ENGINE**

(75) Inventors: **Steve A. Carter**, Eagan, MN (US);  
**Larry R. Nepsund**, Savage, MN (US);  
**Nick Miu**, Bloomington, MN (US);  
**Jordan S. Flagstad**, E. Bethel, MN  
(US); **Steve Stavos**, Blaine, MN (US)

(73) Assignee: **Donaldson Company, Inc.**,  
Minneapolis, MN (US)

(\*\*) Term: **14 Years**

(21) Appl. No.: **29/171,499**

(22) Filed: **Nov. 22, 2002**  
(Under 37 CFR 1.47)

(51) **LOC (7) Cl.** ..... **23-04**  
(52) **U.S. Cl.** ..... **D23/365; D15/5**  
(58) **Field of Search** ..... **D23/364, 365;**  
**D15/5, 6; 55/385.3**

(56) **References Cited**

**U.S. PATENT DOCUMENTS**

D151,464 S	*	10/1948	Olsen	.....	D15/5
5,613,991 A	*	3/1997	Esaki et al.	.....	55/385.3
D396,098 S		7/1998	Gillingham et al.		
D398,046 S		9/1998	Gillingham et al.		
D399,944 S		10/1998	Gillingham et al.		
5,820,646 A		10/1998	Gillingham et al.		
D417,268 S		11/1999	Gillingham		

D425,189 S	5/2000	Gillingham et al.
D437,402 S	2/2001	Gieseke et al.
6,190,432 B1	2/2001	Gieseke et al.
6,235,195 B1	5/2001	Tokar
D450,827 S	11/2001	Gieseke et al.
D450,828 S	11/2001	Tokar
D455,483 S	4/2002	Gieseke et al.
D460,169 S	7/2002	Anderson et al.
D461,003 S	7/2002	Gieseke et al.
D461,884 S	8/2002	Gieseke et al.
D464,129 S	10/2002	Xu et al.
D466,602 S	12/2002	Gieseke et al.
D473,637 S	4/2003	Golden

\* cited by examiner

*Primary Examiner*—Robin V. Taylor  
(74) *Attorney, Agent, or Firm*—Merchant & Gould P.C.

(57) **CLAIM**

The ornamental design for filter for engine, as shown and described.

**DESCRIPTION**

FIG. 1 is a perspective view of a filter embodying our new design;  
FIG. 2 is a top plan view thereof;  
FIG. 3 is a right side elevational view thereof;  
FIG. 4 is a bottom plan view thereof;  
FIG. 5 is a left side elevational view thereof;  
FIG. 6 is a front side elevational view thereof; and,  
FIG. 7 is a rear side elevational view thereof.

**1 Claim, 4 Drawing Sheets**

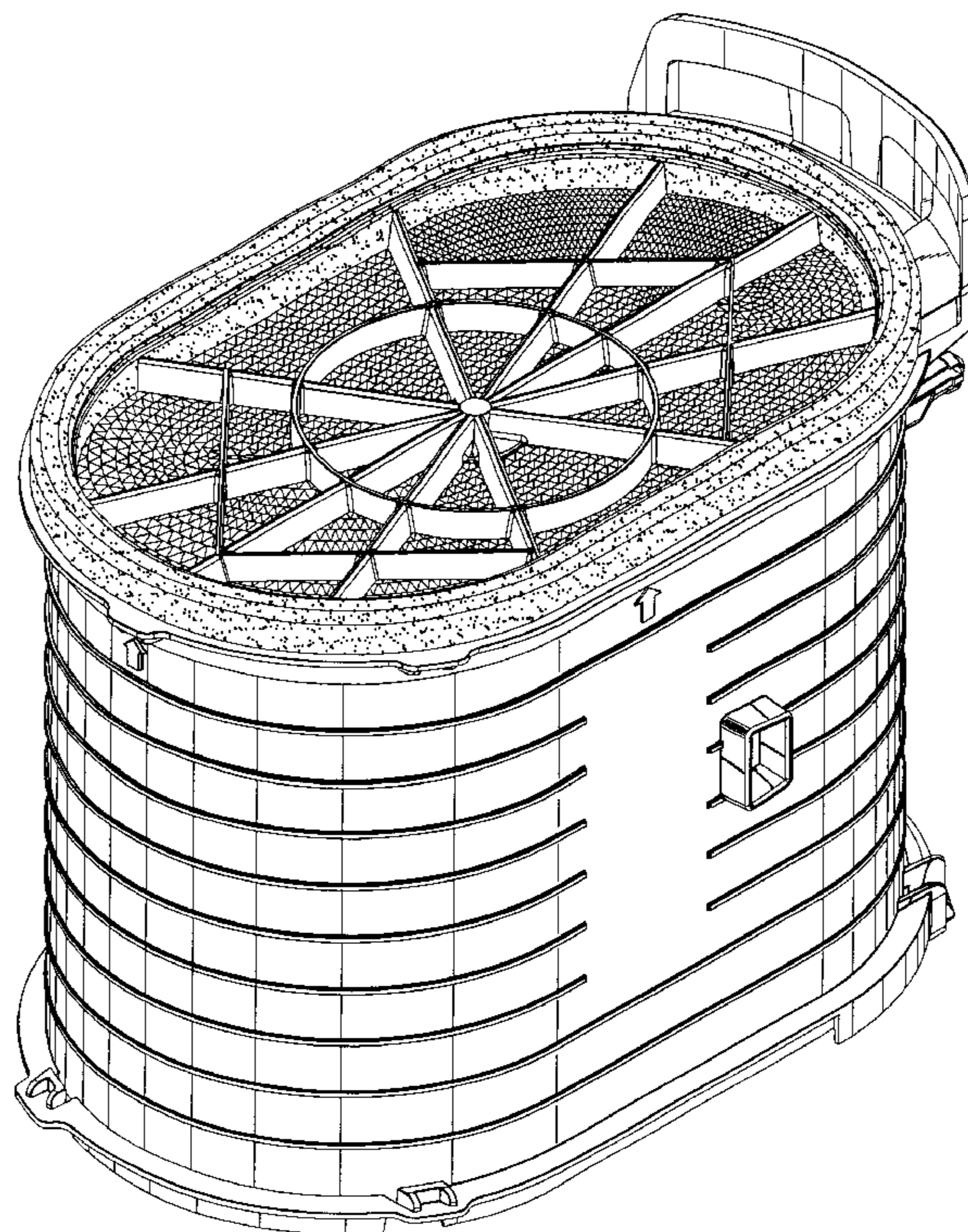


FIG. 1

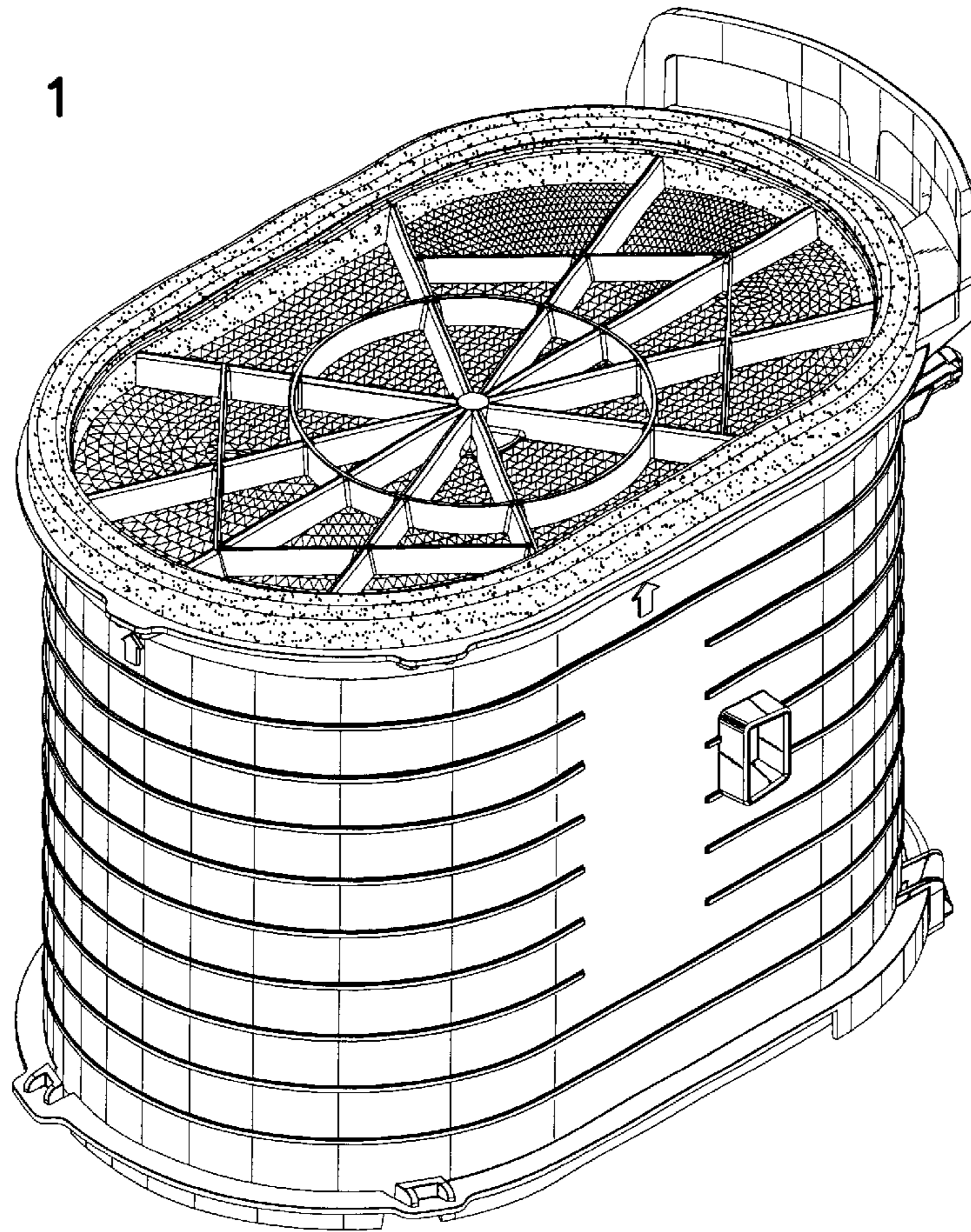


FIG. 2




FIG. 3

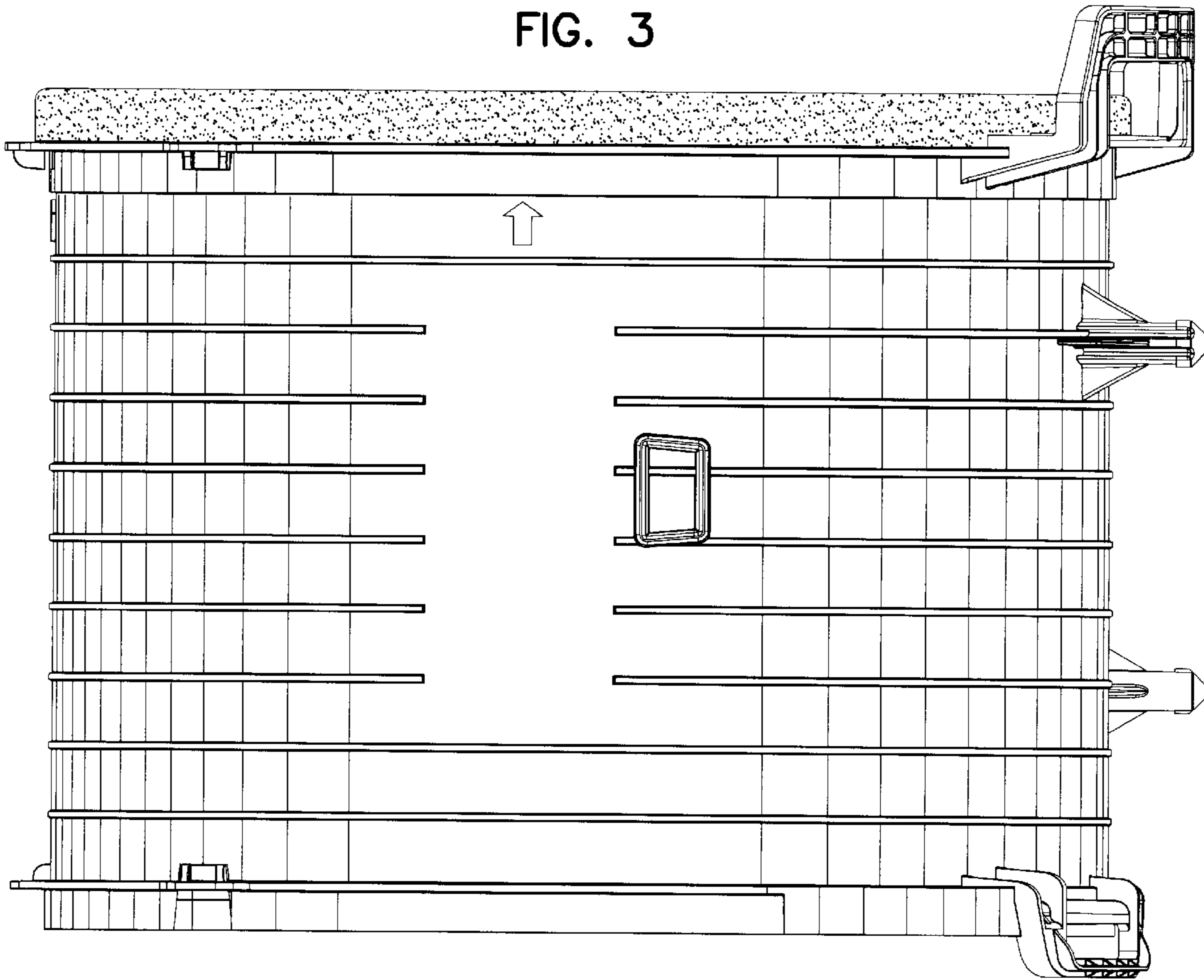


FIG. 4




FIG. 5

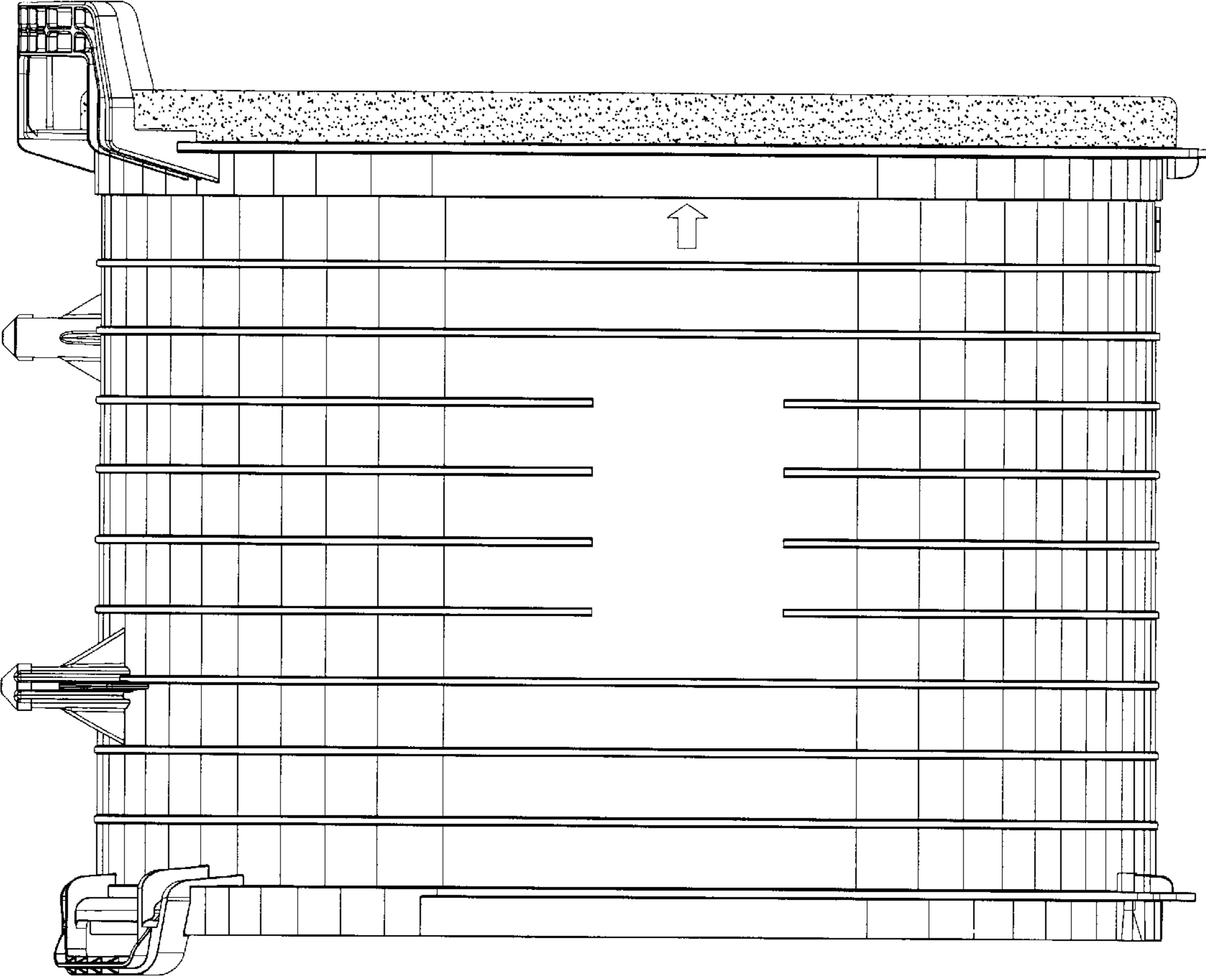


FIG. 7

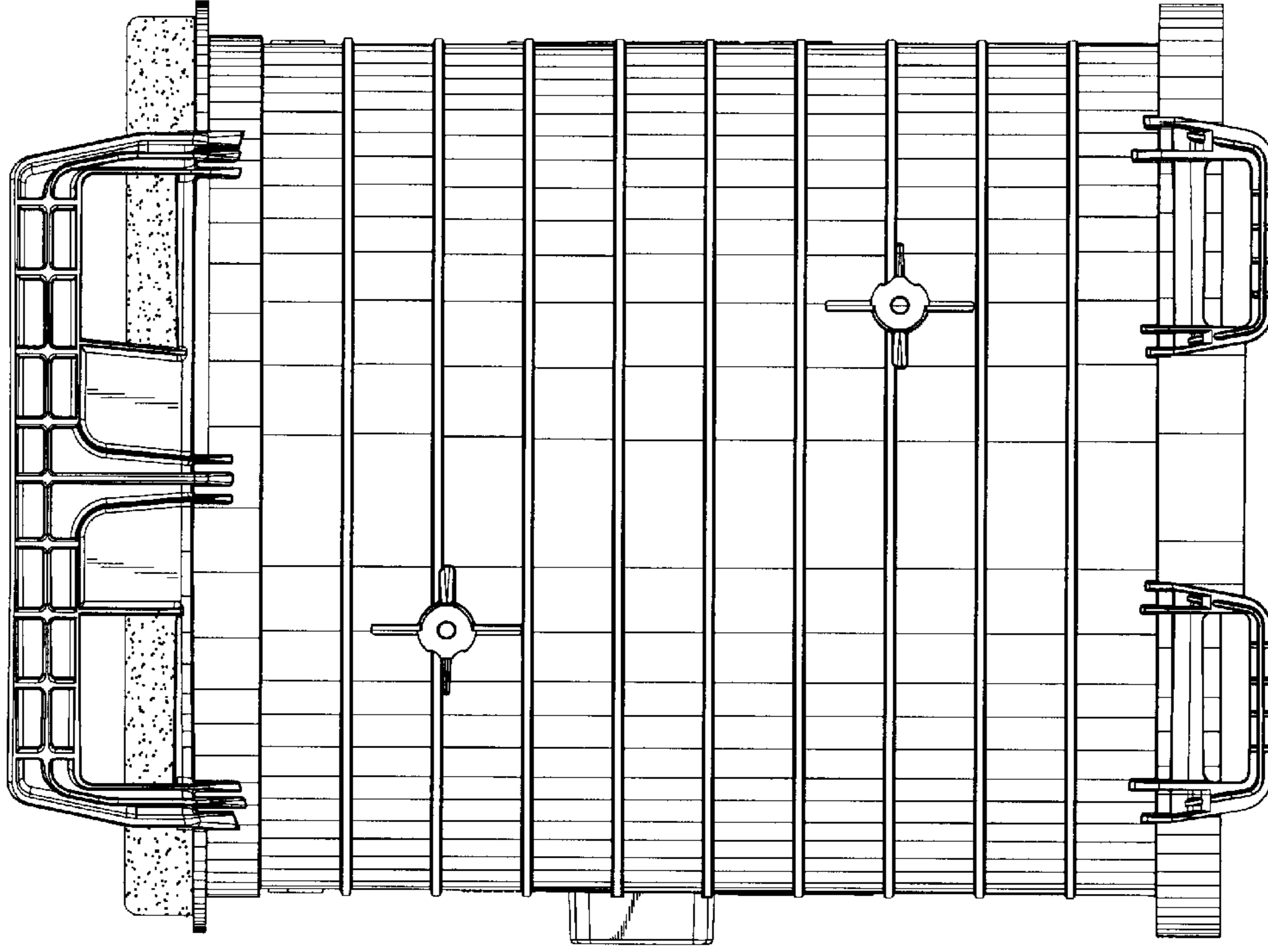


FIG. 6

