

US00D497177S1

(12) **United States Design Patent**  
**Matsumoto et al.**

(10) **Patent No.:** **US D497,177 S**  
(45) **Date of Patent:** **\*\* Oct. 12, 2004**

(54) **TAPE PRINTING MACHINE**

(75) Inventors: **Shigeru Matsumoto**, Toyokawa (JP);  
**Kazuyoshi Minaminaka**, Suzuka (JP);  
**Susumu Murata**, Nagoya (JP); **Shin**  
**Manabe**, Nagoya (JP)

(73) Assignee: **Brother Industries, Limited**, Nagoya  
(JP)

(\*\*) Term: **14 Years**

(21) Appl. No.: **29/195,502**

(22) Filed: **Dec. 15, 2003**

(30) **Foreign Application Priority Data**

Jun. 26, 2003 (JP) ..... 2003-018241

(51) **LOC (7) Cl.** ..... **18-02**

(52) **U.S. Cl.** ..... **D18/56**

(58) **Field of Search** ..... D18/14, 15, 19,  
D18/50, 52, 55, 56; 156/361, 384, 5; 235/385,  
432, 487; 346/136; 347/171, 218, 222;  
400/613, 613.4, 691-694, 990.1; 361/684;  
D14/426, 430

(56) **References Cited**

**U.S. PATENT DOCUMENTS**

D335,892 S \* 5/1993 Onumata ..... D18/7  
D360,890 S \* 8/1995 Tremlett ..... D18/19

D408,439 S \* 4/1999 Sirois et al. .... D18/7  
D414,172 S \* 9/1999 Hetfield et al. .... D14/426  
D414,760 S \* 10/1999 Hetfield et al. .... D14/426  
D442,618 S \* 5/2001 Tamaki ..... D18/7  
D444,494 S \* 7/2001 Shimoki et al. .... D18/19  
D462,357 S \* 9/2002 Jenkins ..... D14/426  
D473,261 S \* 4/2003 Ohtani et al. .... D18/14  
6,644,876 B2 \* 11/2003 Carriere et al. .... 400/691

**FOREIGN PATENT DOCUMENTS**

GB 2071649 \* 1/1998

\* cited by examiner

*Primary Examiner*—Charles A. Rademaker

(74) *Attorney, Agent, or Firm*—Oliff & Berridge, PLC

(57) **CLAIM**

The ornamental design for tape printing machine, as shown and described.

**DESCRIPTION**

FIG. 1 is a perspective view of a tape printing machine showing our new design;

FIG. 2 is a front view thereof;

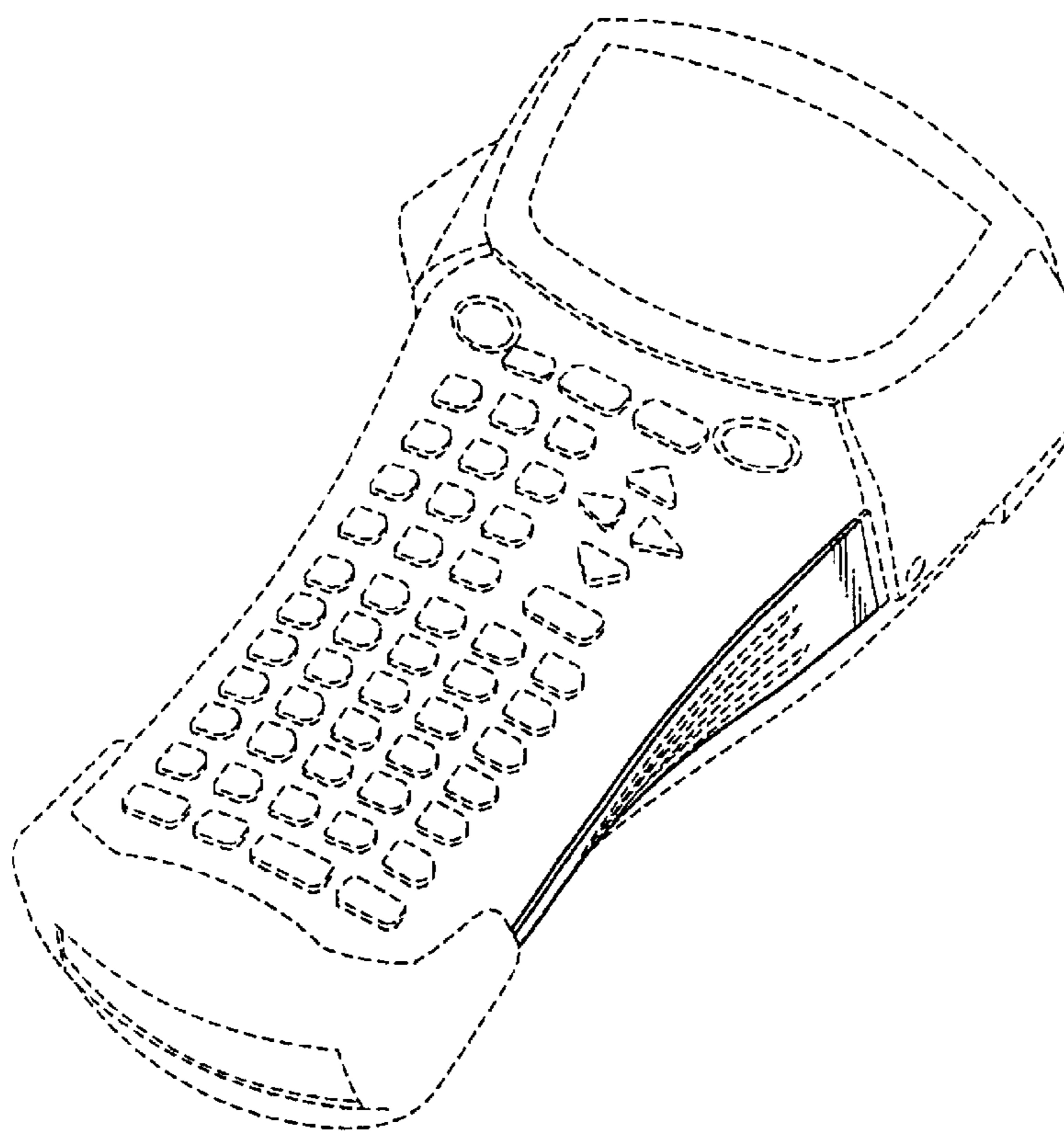
FIG. 3 is a rear view thereof;

FIG. 4 is a right-side view thereof; and,

FIG. 5 is a bottom view thereof.

The broken lines are for illustrative purposes only and do not form part of the claimed design.

**1 Claim, 3 Drawing Sheets**



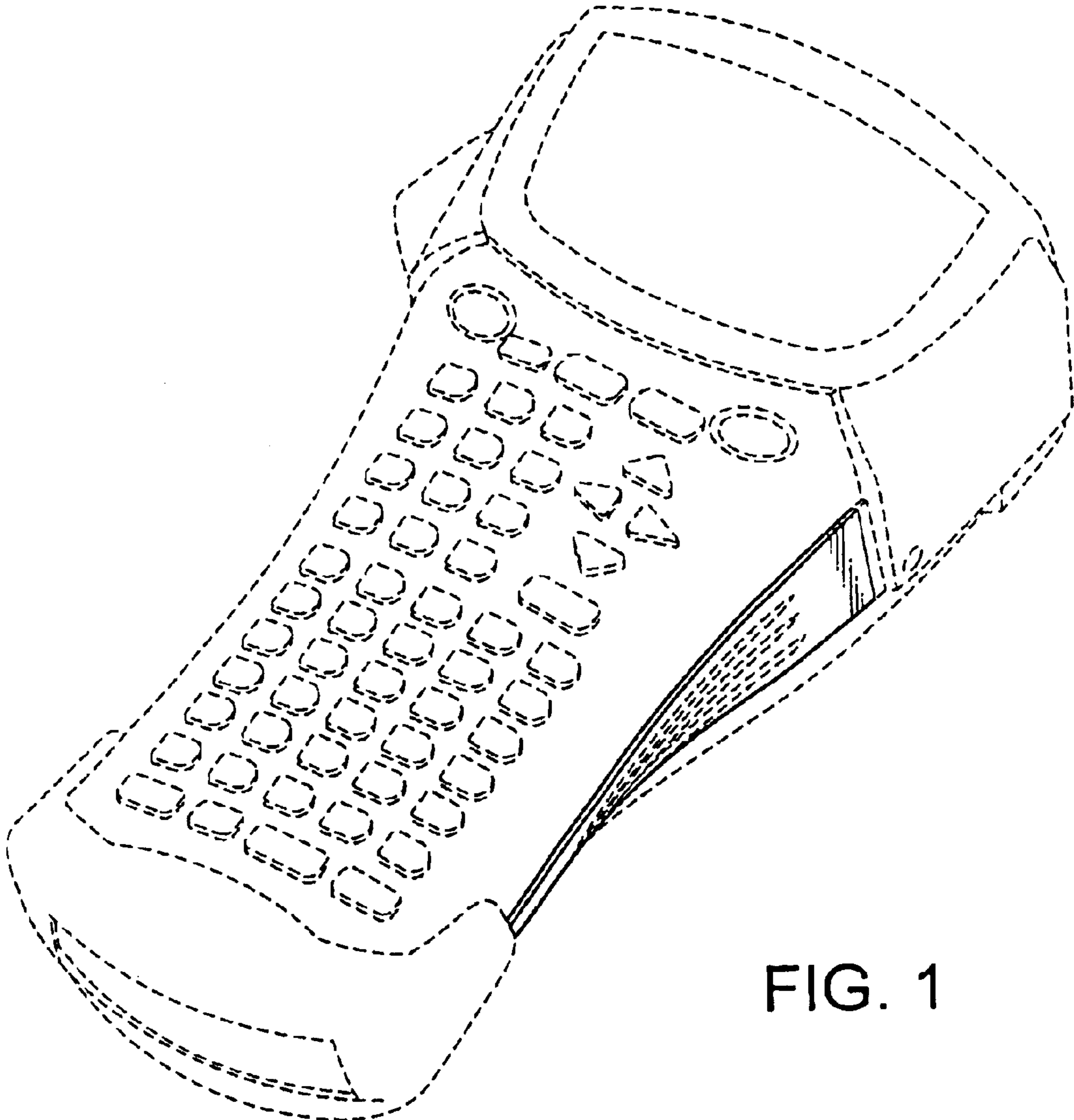


FIG. 1

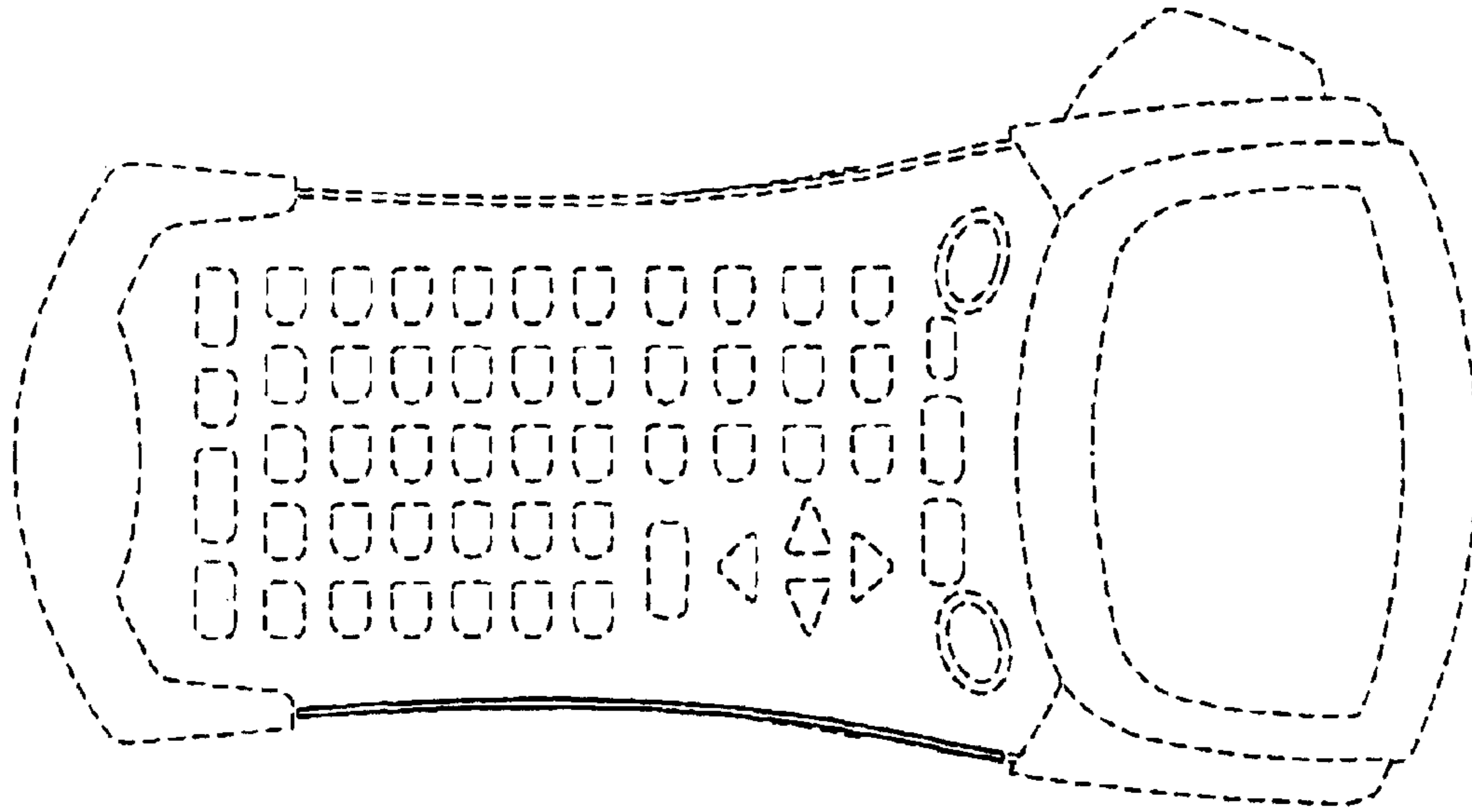


FIG. 2

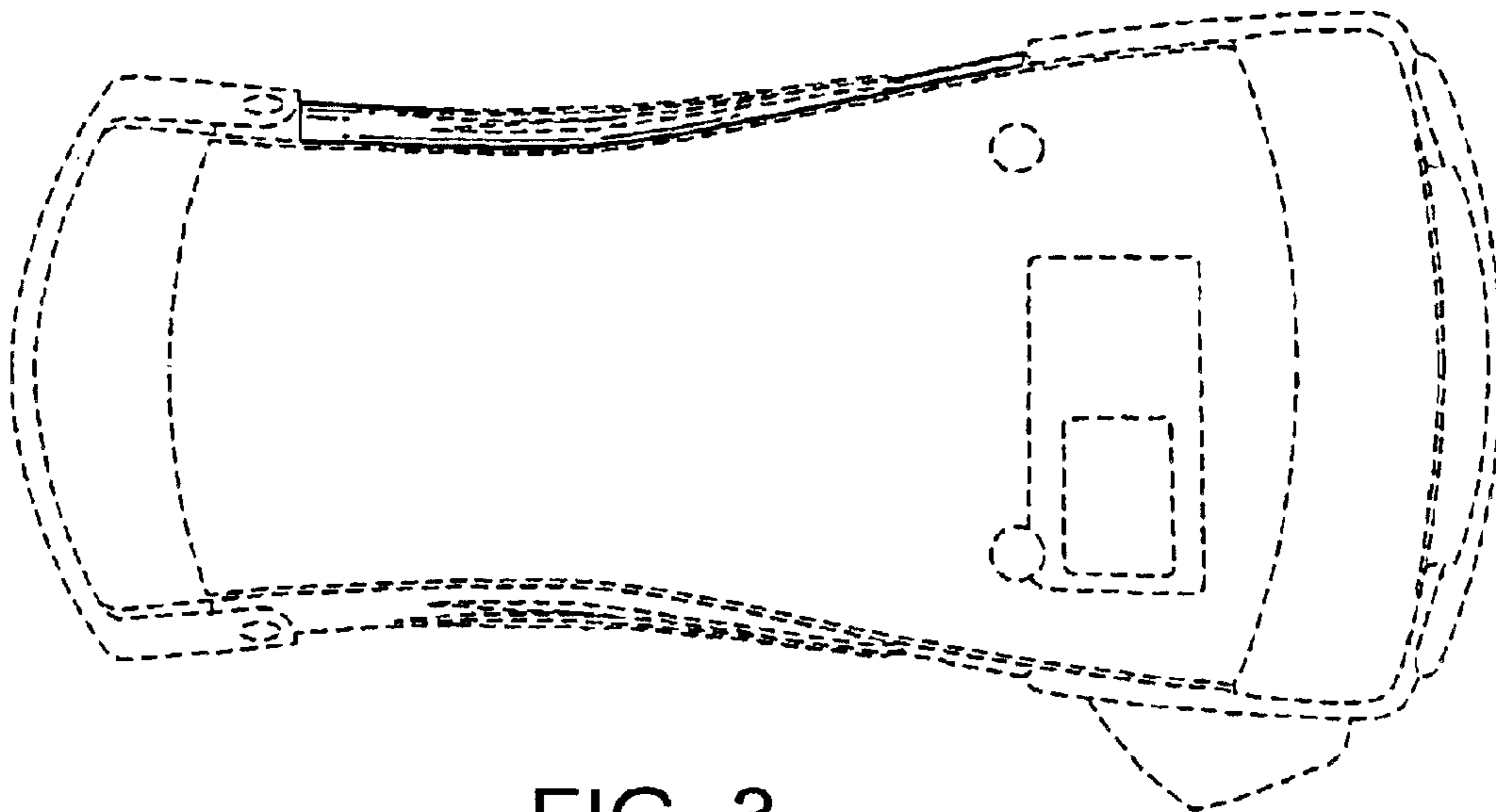


FIG. 3

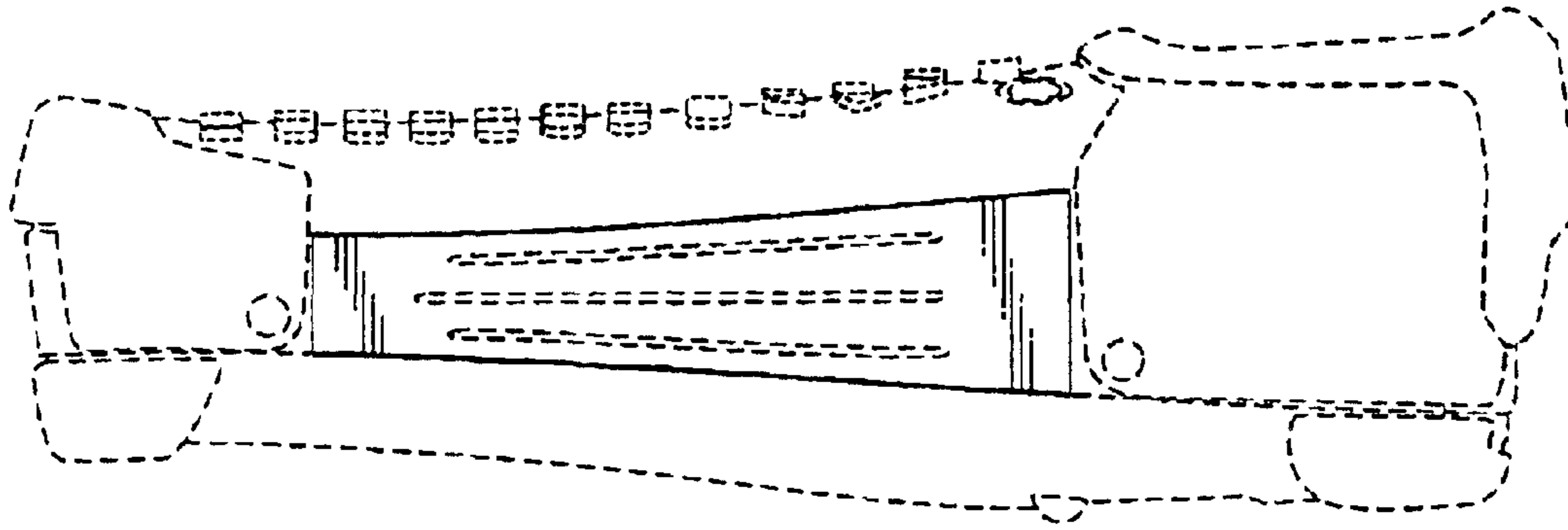


FIG. 4

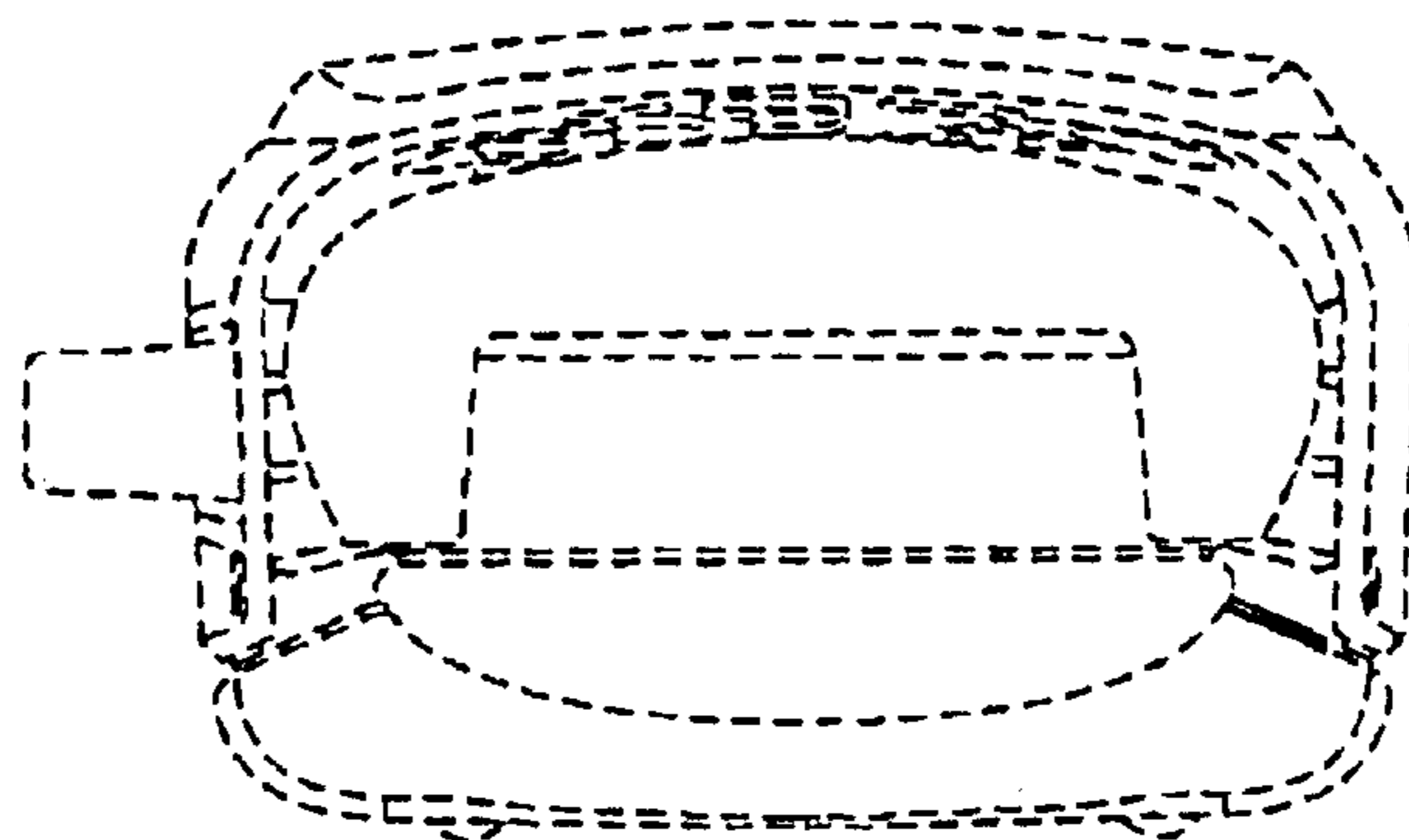


FIG. 5