

US00D497176S1

(12) **United States Design Patent** (10) **Patent No.:** **US D497,176 S**
Levin et al. (45) **Date of Patent:** **** Oct. 12, 2004**

(54) **SOLID INK STICK**
 (75) Inventors: **Michael W. Levin**, Allendale, NJ (US);
Leslie Field, Fair Lawn, NJ (US)
 (73) Assignee: **Media Sciences, Inc.**, Allendale, NJ
 (US)
 (**) Term: **14 Years**

D436,124 S 1/2001 Mattern et al.
 D436,989 S 1/2001 Mattern et al.
 D440,248 S 4/2001 Mattern et al.
 D440,249 S 4/2001 Ellers, Jr. et al.
 D479,368 S * 9/2003 Jones D18/56
 D482,389 S * 11/2003 Jones D18/56
 D482,721 S * 11/2003 Jones D18/56
 D482,722 S * 11/2003 Jones D18/56
 6,648,435 B1 * 11/2003 Jones 347/88
 6,672,716 B2 * 1/2004 Jones 347/88
 6,679,591 B2 * 1/2004 Jones 347/88

(21) Appl. No.: **29/188,620**
 (22) Filed: **Aug. 21, 2003**

* cited by examiner

(51) **LOC (7) Cl.** **18-02**
 (52) **U.S. Cl.** **D18/56; 347/88**
 (58) **Field of Search** D18/40, 43, 56;
 347/88, 99; 106/31.29, 31.61

Primary Examiner—Cathy Anne MacCormac
 (74) *Attorney, Agent, or Firm*—Lerner, David, Littenberg,
 Krumholz & Mentlik, LLP

(57) **CLAIM**

The ornamental design for a solid ink stick, as shown and described.

(56) **References Cited**

U.S. PATENT DOCUMENTS

5,510,821 A * 4/1996 Jones et al. 347/88
 D371,801 S * 7/1996 Jones et al. D18/56
 5,784,089 A * 7/1998 Crawford 347/88
 D403,351 S 12/1998 Yao et al.
 D403,352 S 12/1998 Brown et al.
 D403,699 S 1/1999 Chin et al.
 D407,743 S 4/1999 Yao et al.
 D408,849 S 4/1999 Chin et al.
 D409,235 S 5/1999 Chin et al.
 D416,936 S 11/1999 Chin et al.
 5,988,805 A 11/1999 Meinhardt

DESCRIPTION

FIG. 1 is a perspective view of a solid ink stick showing my new design;
 FIG. 2 is a front elevational view thereof;
 FIG. 3 is a rear elevational view thereof;
 FIG. 4 is a top plan view thereof;
 FIG. 5 is a bottom plan view thereof;
 FIG. 6 is a right-side elevational view thereof; and,
 FIG. 7 is a left-side elevational view thereof.

1 Claim, 1 Drawing Sheet

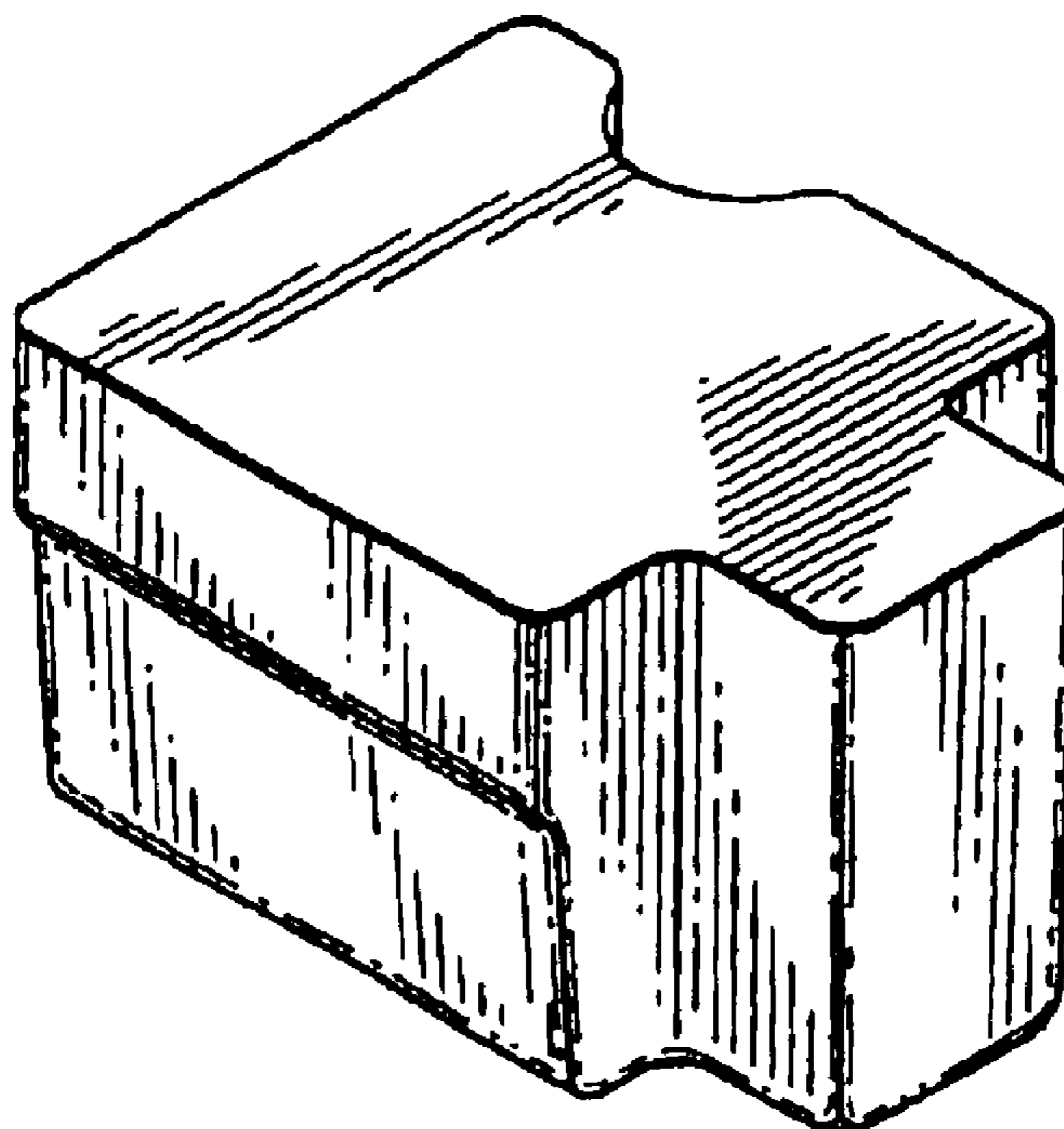


FIG. 1

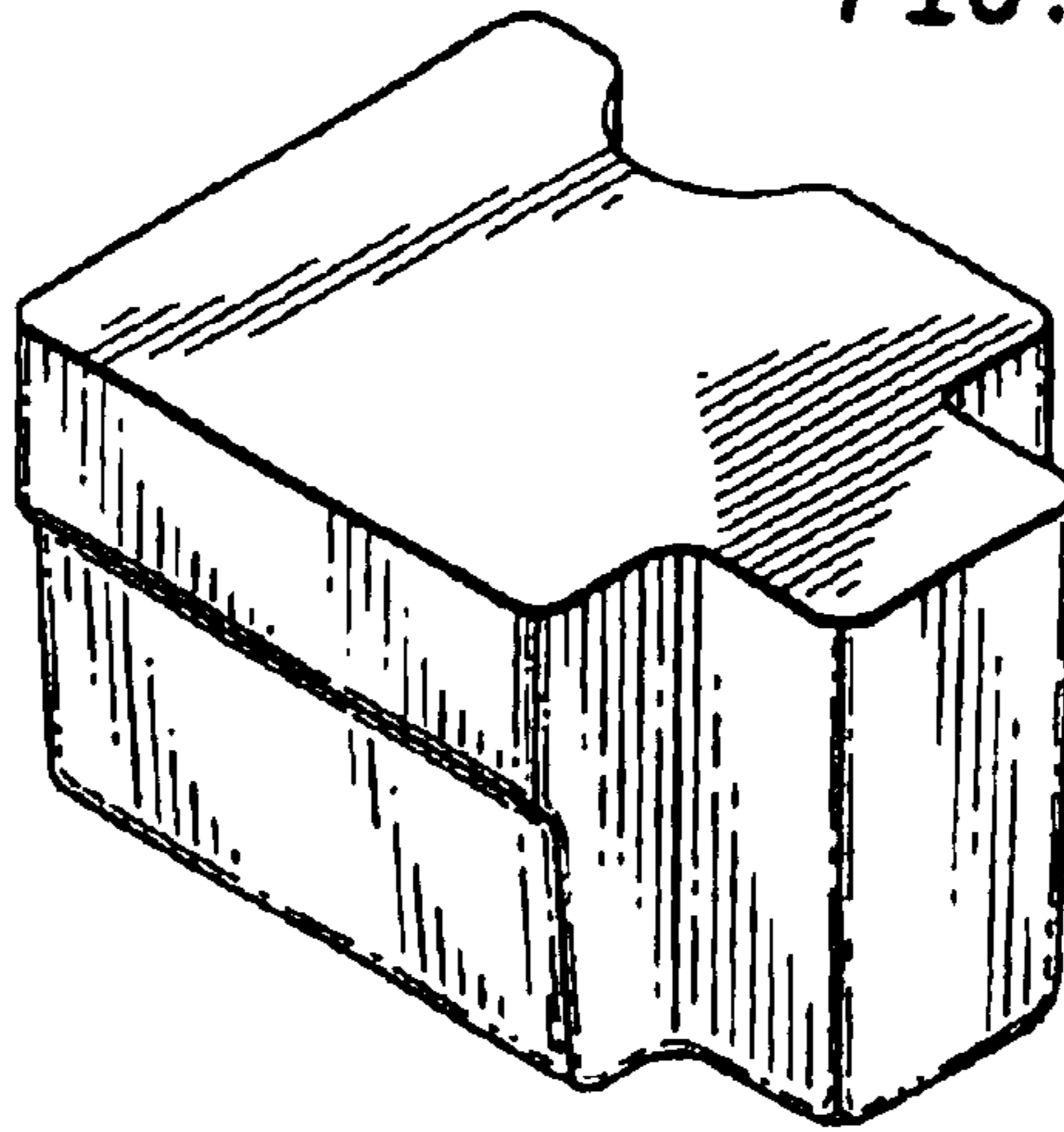


FIG. 2

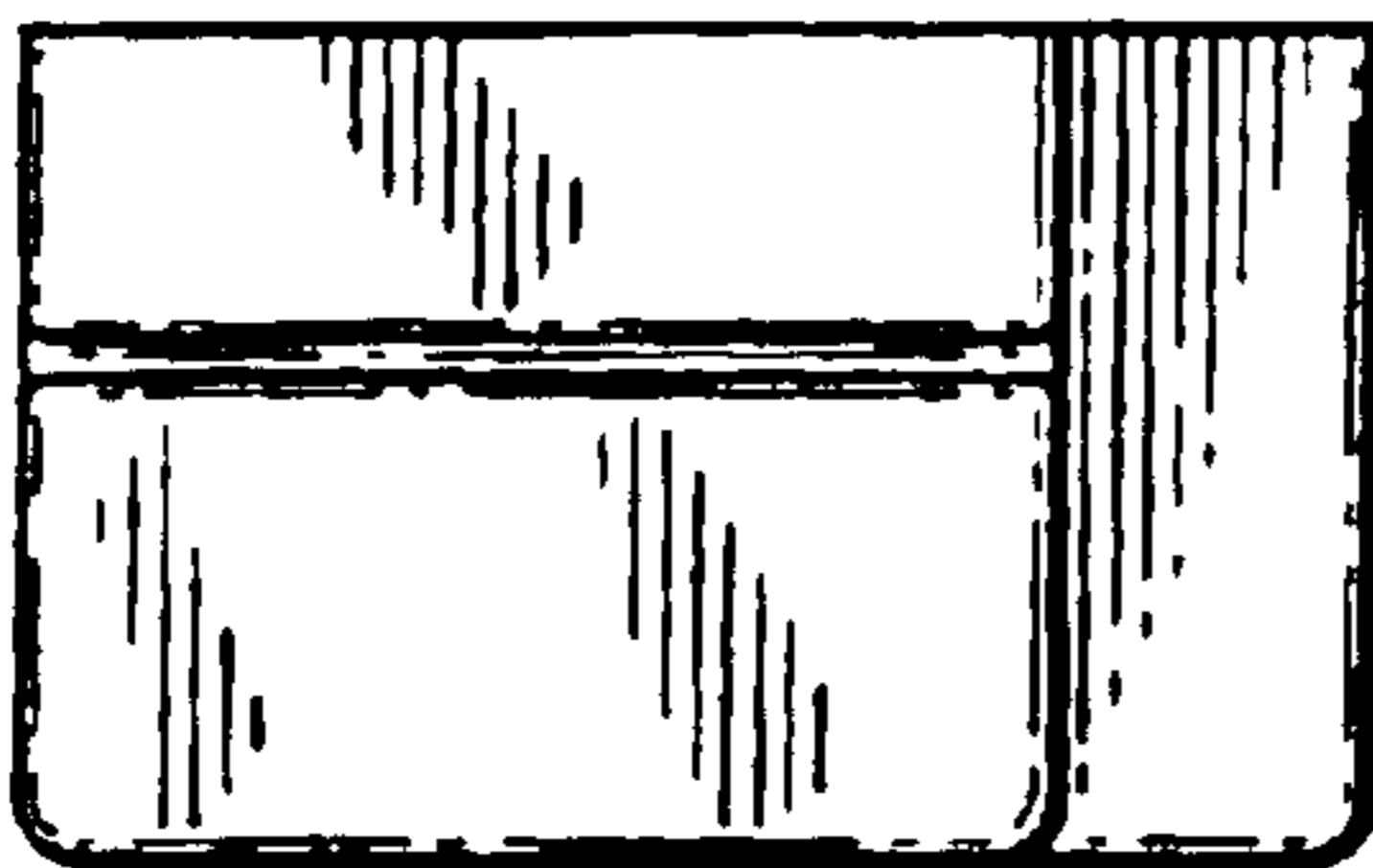


FIG. 3




FIG. 4

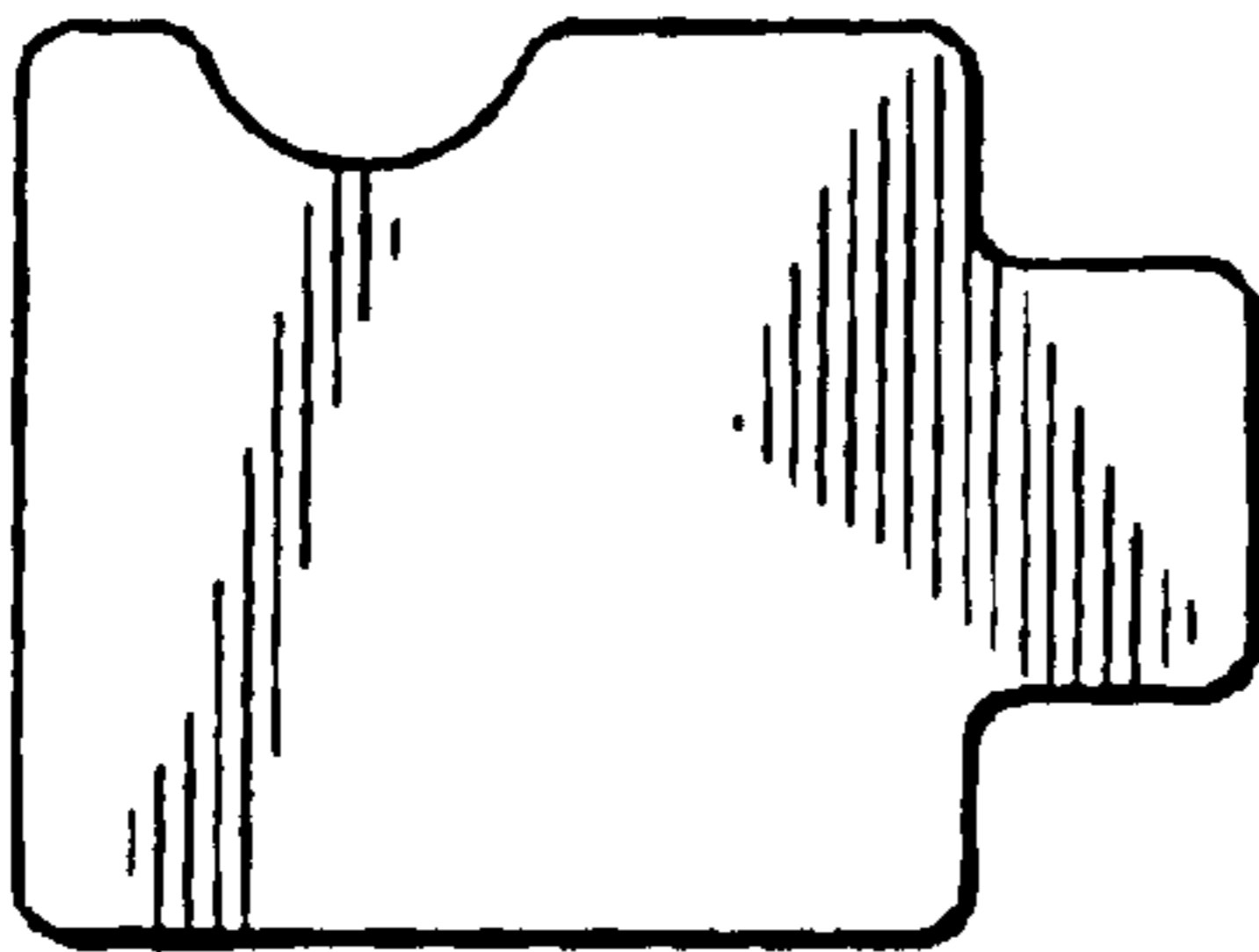


FIG. 5

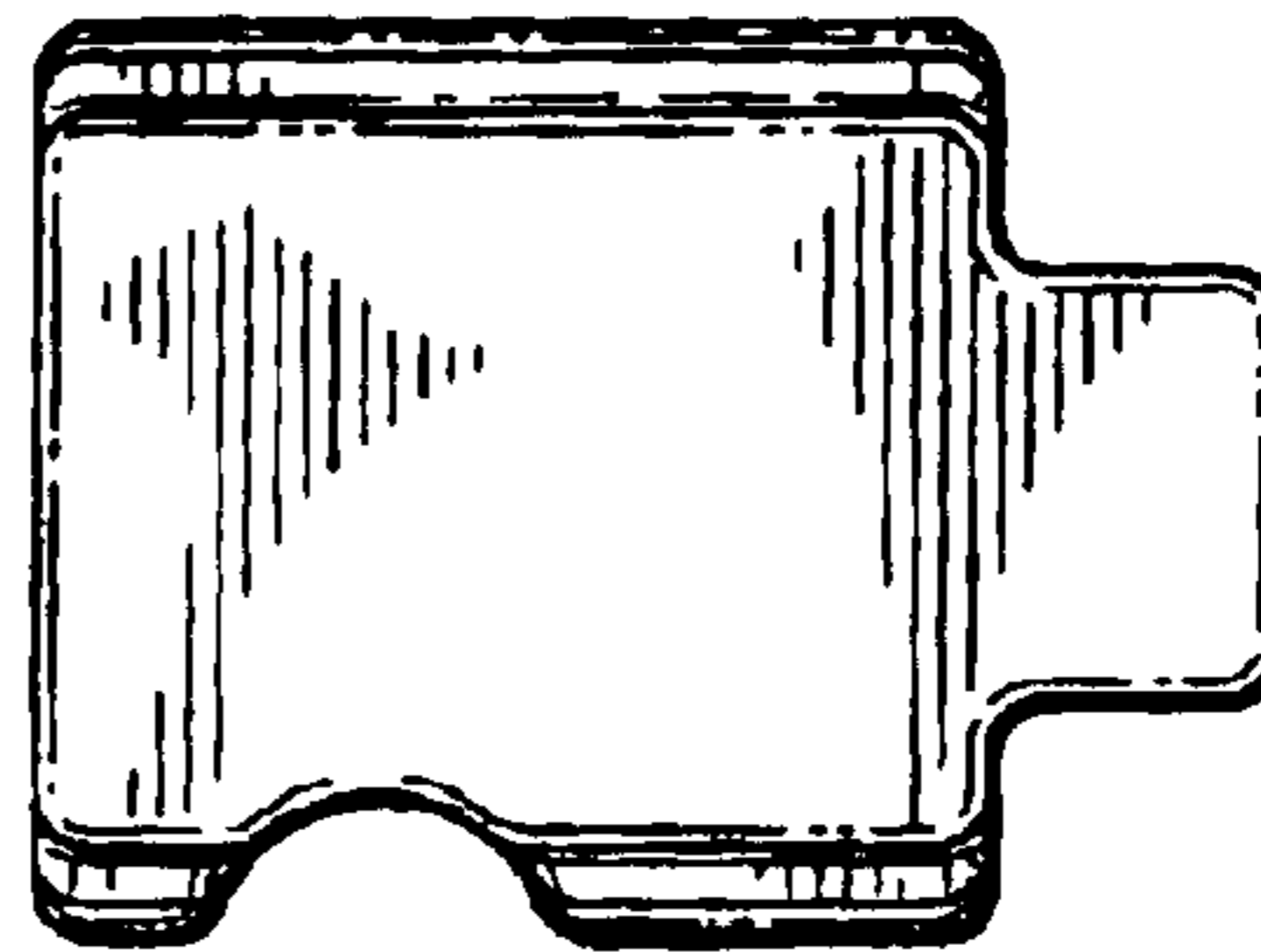


FIG. 6

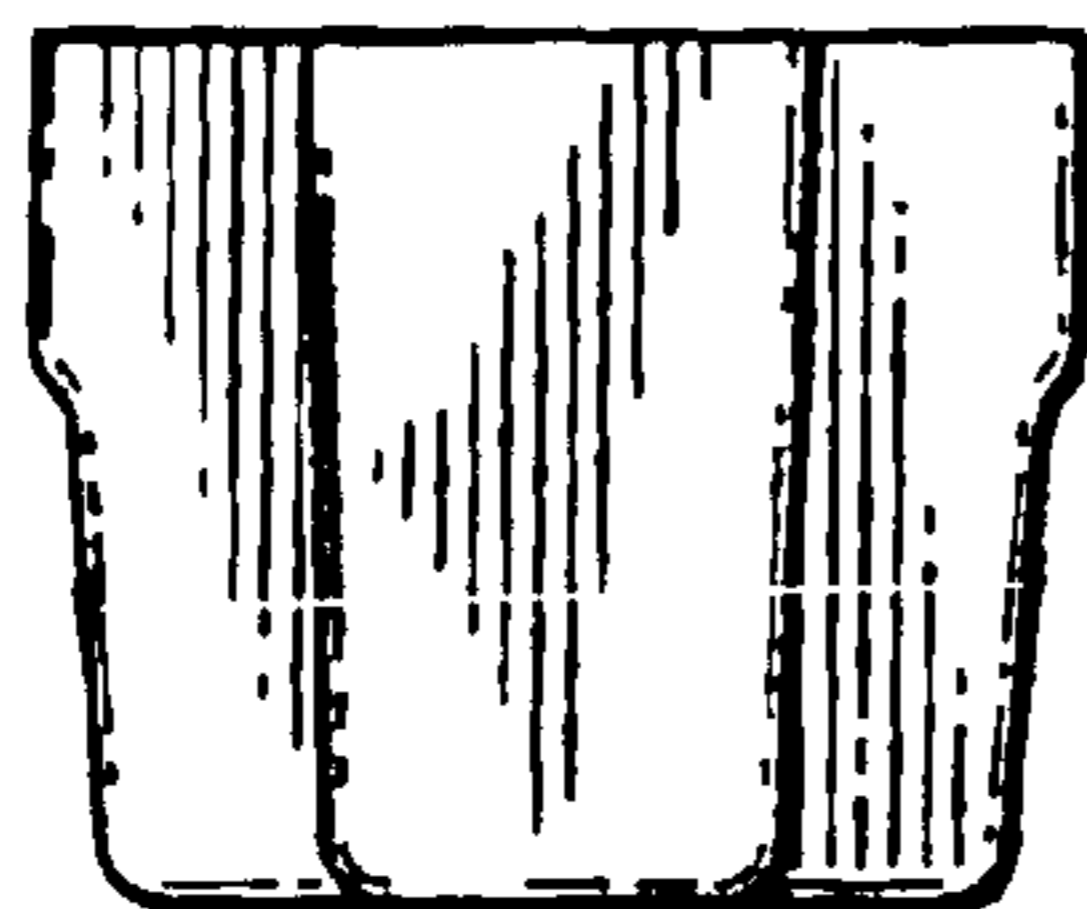


FIG. 7

