

US00D497139S1

(12) **United States Design Patent**
Anderson et al.

(10) **Patent No.:** **US D497,139 S**
(45) **Date of Patent:** **** Oct. 12, 2004**

(54) **MOTORCYCLE WHEEL**

(75) **Inventors:** **Mark D. Anderson**, Eden Prairie, MN (US); **Thomas E. Kramer**, Coon Rapids, MN (US); **Fusu Thao**, St. Paul, MN (US)

(73) **Assignee:** **Sharper World Productions, LLC**, Eden Prairie, MN (US)

(**) **Term:** **14 Years**

(21) **Appl. No.:** **29/202,092**

(22) **Filed:** **Mar. 25, 2004**

(51) **LOC (7) Cl.** **12-16**

(52) **U.S. Cl.** **D12/209**

(58) **Field of Search** D12/204-213;
301/37.101, 64.101, 65

(56) **References Cited**

U.S. PATENT DOCUMENTS

D413,851 S * 9/1999 Donikoglu D12/209
D436,339 S * 1/2001 Fitzgerald D12/209

D455,700 S * 4/2002 Foose D12/209
D458,205 S * 6/2002 McCowin D12/209
D468,678 S * 1/2003 Oh D12/209
D471,499 S * 3/2003 Cahyono D12/209
D484,445 S * 12/2003 Chu D12/209

* cited by examiner

Primary Examiner—Stacia Cadmus

(74) *Attorney, Agent, or Firm*—Larkin Hoffman Daly & Lindgren Ltd.; Thomas J. Oppold, Esq.

(57) **CLAIM**


The ornamental design for a motorcycle wheel, as shown and described.

DESCRIPTION

FIG. 1 is a perspective view of the motorcycle wheel of the present invention; and, FIG. 2 is a side elevation view of the motorcycle wheel of FIG. 1.

The broken line showing of environment is for illustrative purposes only and forms no part of the claimed design.

1 Claim, 2 Drawing Sheets



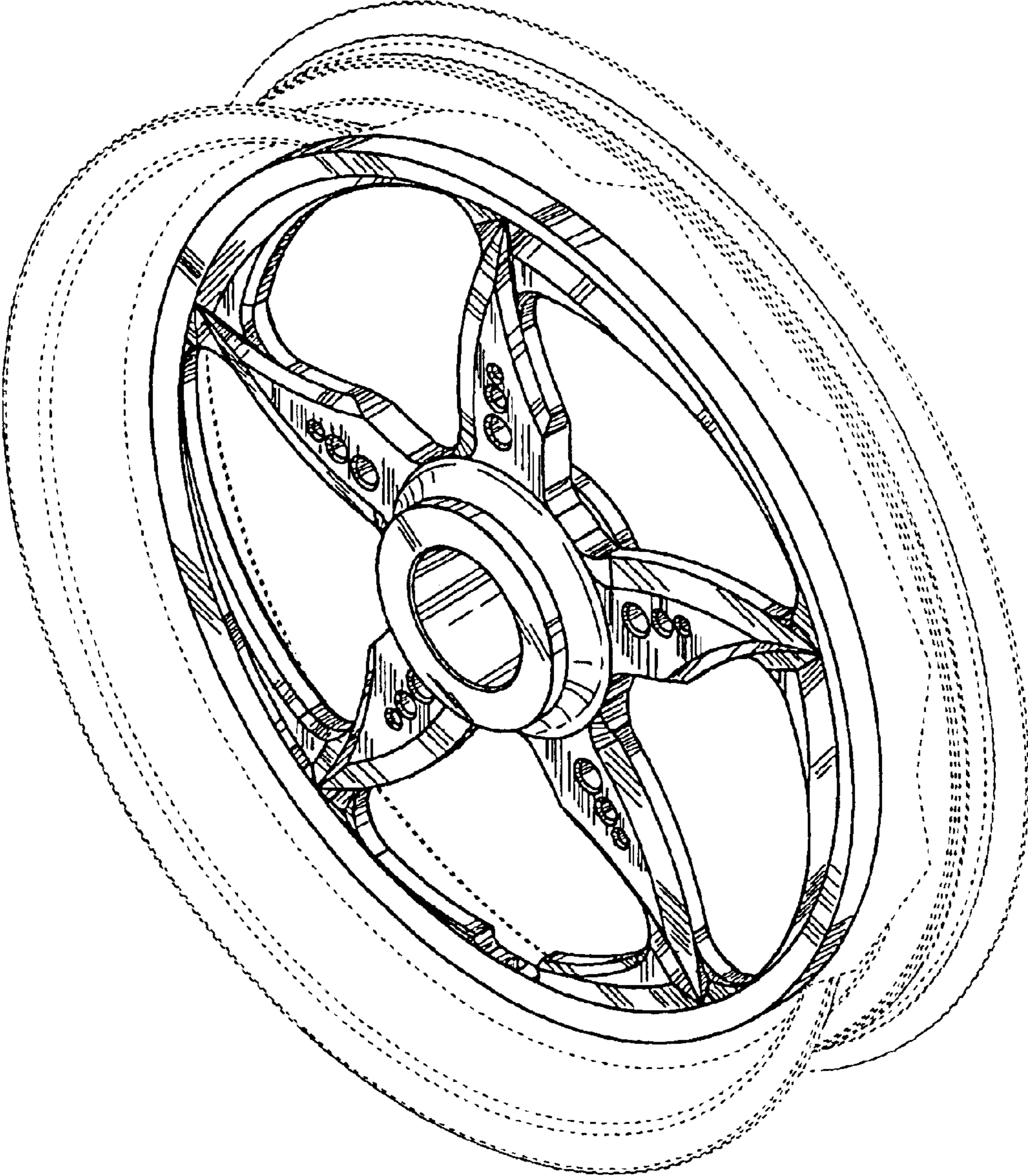


Fig. 1

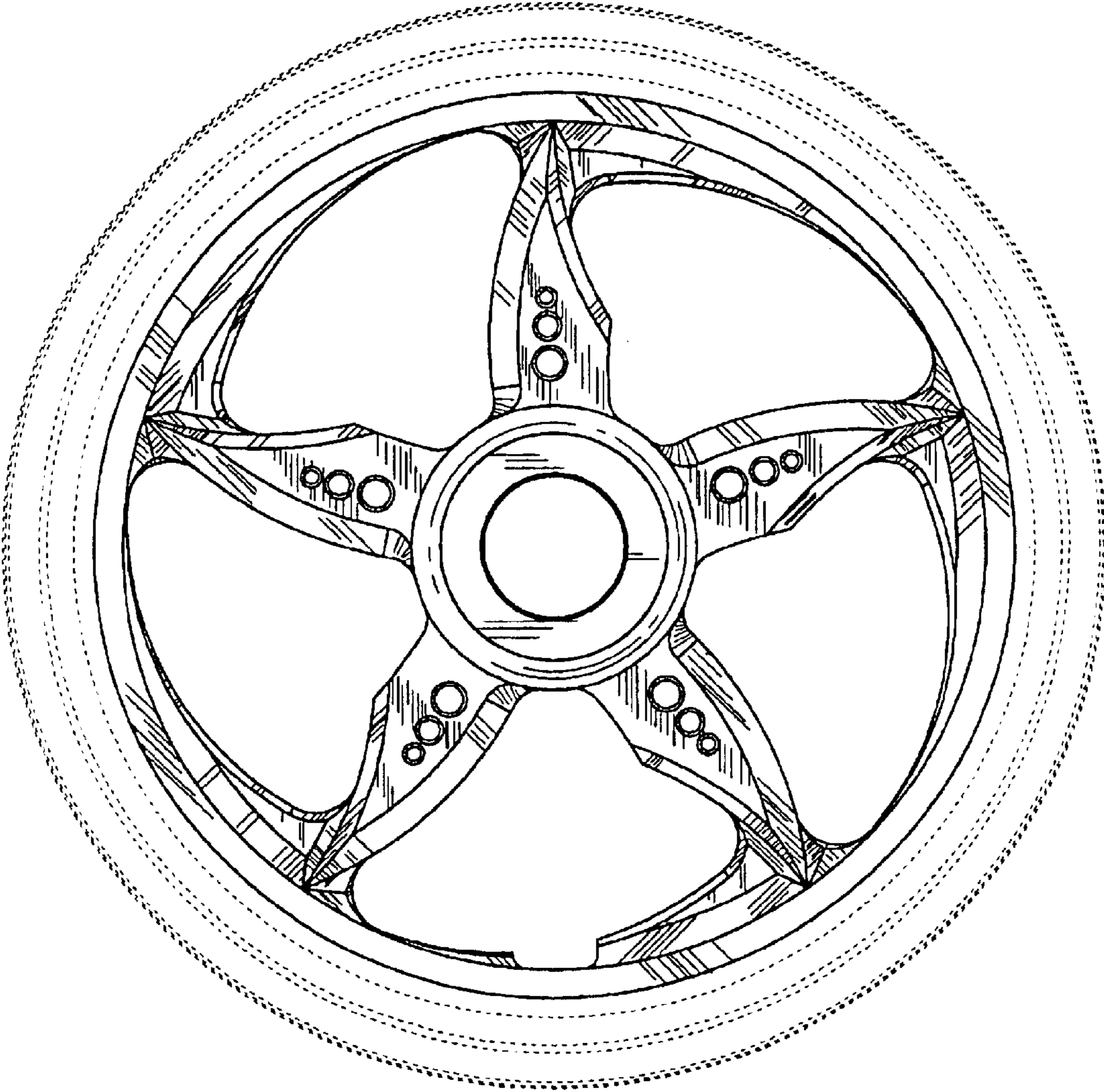


Fig. 2