

US00D497135S1

(12) **United States Design Patent** (10) **Patent No.:** **US D497,135 S**  
**Anderson et al.** (45) **Date of Patent:** **\*\* Oct. 12, 2004**

(54) **MOTORCYCLE WHEEL**  
(75) Inventors: **Mark D. Anderson**, Eden Prairie, MN (US); **Thomas E. Kramer**, Coon Rapids, MN (US); **Fusu Thao**, St. Paul, MN (US)

D385,843 S \* 11/1997 Cullen ..... D12/209  
D391,544 S \* 3/1998 Noriega ..... D12/209  
D399,473 S \* 10/1998 Hale, Jr. .... D12/209  
D399,812 S \* 10/1998 Weld ..... D12/209  
D419,515 S \* 1/2000 Brown ..... D12/209  
D445,389 S \* 7/2001 Stach ..... D12/209  
D454,326 S \* 3/2002 Brown et al. .... D12/209

(73) Assignee: **Sharper World Productions, LLC**, Eden Prairie, MN (US)

\* cited by examiner

(\*\*) Term: **14 Years**

*Primary Examiner*—Stacia Cadmus

(21) Appl. No.: **29/202,062**

(74) *Attorney, Agent, or Firm*—Larkin Hoffman Daly & Lindgren Ltd.; Thomas J. Oppold, Esq.

(22) Filed: **Mar. 25, 2004**

(57) **CLAIM**

(51) **LOC (7) Cl.** ..... **12-16**

The ornamental design for a motorcycle wheel, as shown and described.

(52) **U.S. Cl.** ..... **D12/209**

(58) **Field of Search** ..... D12/204–213;  
301/37.101, 64.101, 65

**DESCRIPTION**

(56) **References Cited**


FIG. 1 is a perspective view of the motorcycle wheel of the present invention; and, FIG. 2 is a side elevation view of the motorcycle wheel of FIG. 1.

**U.S. PATENT DOCUMENTS**

The broken line showing of environment is for illustrative purposes only and forms no part of the claimed design.

D365,318 S \* 12/1995 Neeper ..... D12/209  
D372,696 S \* 8/1996 Tung ..... D12/209  
D384,931 S \* 10/1997 Neeper ..... D12/209  
D385,838 S \* 11/1997 Cullen ..... D12/209

**1 Claim, 2 Drawing Sheets**



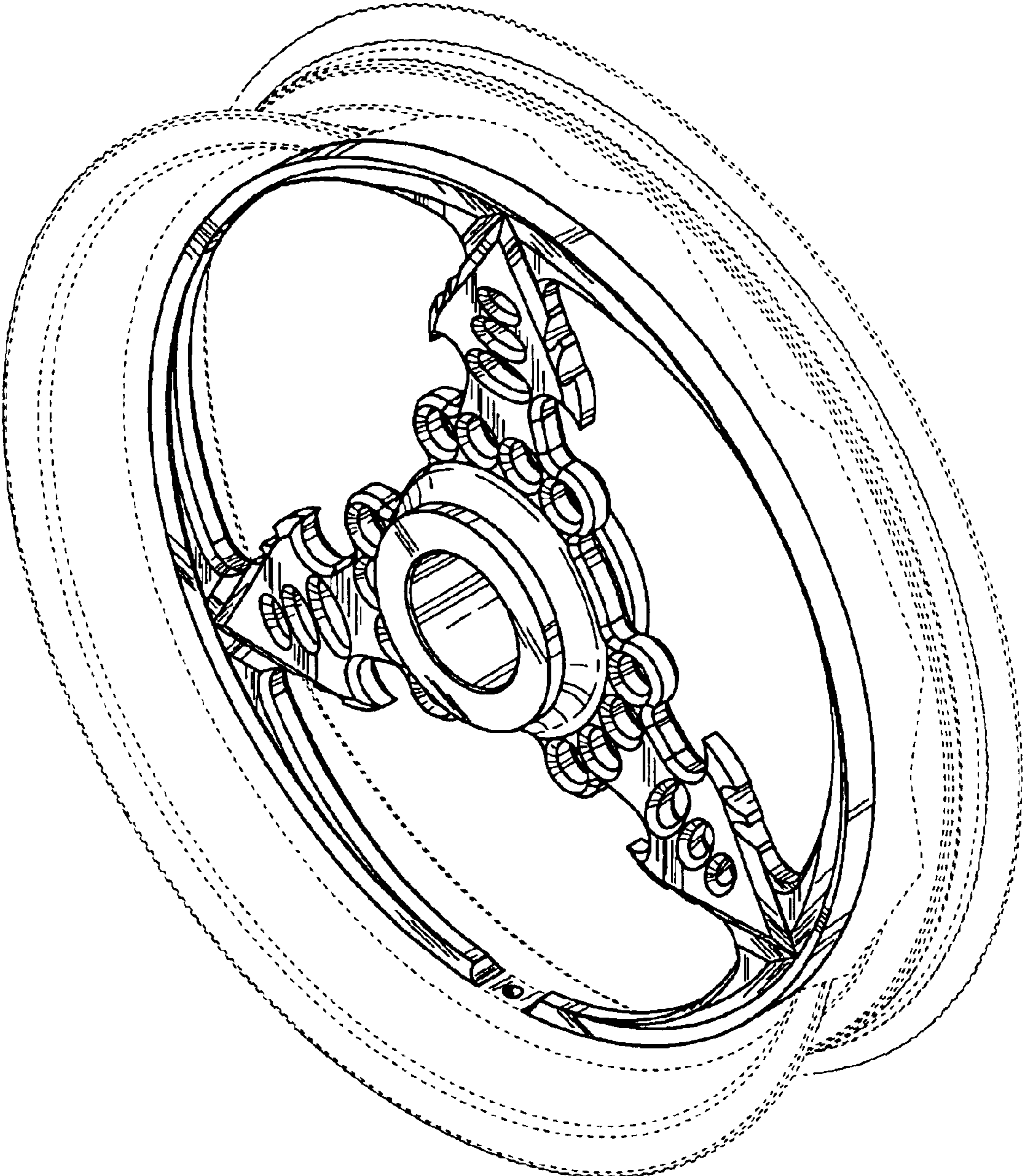


Fig. 1




Fig. 2