

US00D497124S1

(12) **United States Design Patent**  
**Platto et al.**

(10) **Patent No.:** **US D497,124 S**  
(45) **Date of Patent:** **\*\* Oct. 12, 2004**

(54) **VEHICLE FRONT BUMPER**

D473,499 S \* 4/2003 Tanabe et al. .... D12/169  
D473,500 S \* 4/2003 Okumoto et al. .... D12/169

(75) Inventors: **Gordon Platto**, Troy, MI (US);  
**Michael Arbaugh**, Detroit, MI (US);  
**Patrick J. Schiavone**, Birmingham, MI (US)

**OTHER PUBLICATIONS**

Photographs of commercial parts –6 pages.

\* cited by examiner

(73) Assignee: **Ford Global Technologies, LLC**,  
Dearborn, MI (US)

*Primary Examiner*—Melody N. Brown

(74) *Attorney, Agent, or Firm*—David B. Kelley

(\*\*) Term: **14 Years**

(57) **CLAIM**

(21) Appl. No.: **29/173,489**

The ornamental design for a vehicle front bumper, as shown and described.

(22) Filed: **Dec. 30, 2002**

**DESCRIPTION**

(51) **LOC (7) Cl.** ..... **12-16**

(52) **U.S. Cl.** ..... **D12/169**

(58) **Field of Search** ..... D12/169, 196,  
D12/90–92; 293/102, 113, 115, 117, 120;  
296/180.1, 180.2

FIG. 1 is a perspective view of the vehicle front bumper;

FIG. 2 is a front view of FIG. 1;

FIG. 3 is a right side view of FIG. 1;

FIG. 4 is a top view of FIG. 1; and,

FIG. 5 is a bottom view of FIG. 1.

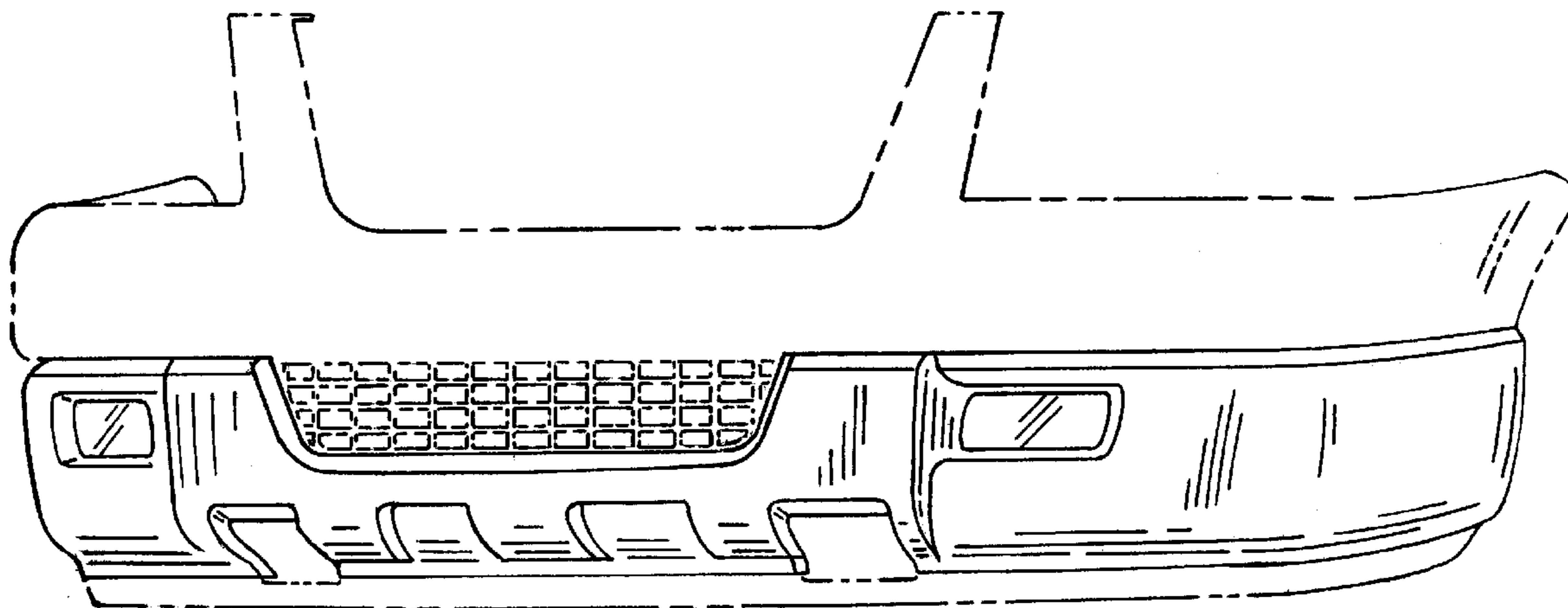
The exemplary attachment mechanisms shown in broken lines throughout the drawing are for illustrative purposes only and form no part of the claimed design.

(56) **References Cited**

**U.S. PATENT DOCUMENTS**

D442,132 S \* 5/2001 Weidhase ..... D12/196

**1 Claim, 3 Drawing Sheets**



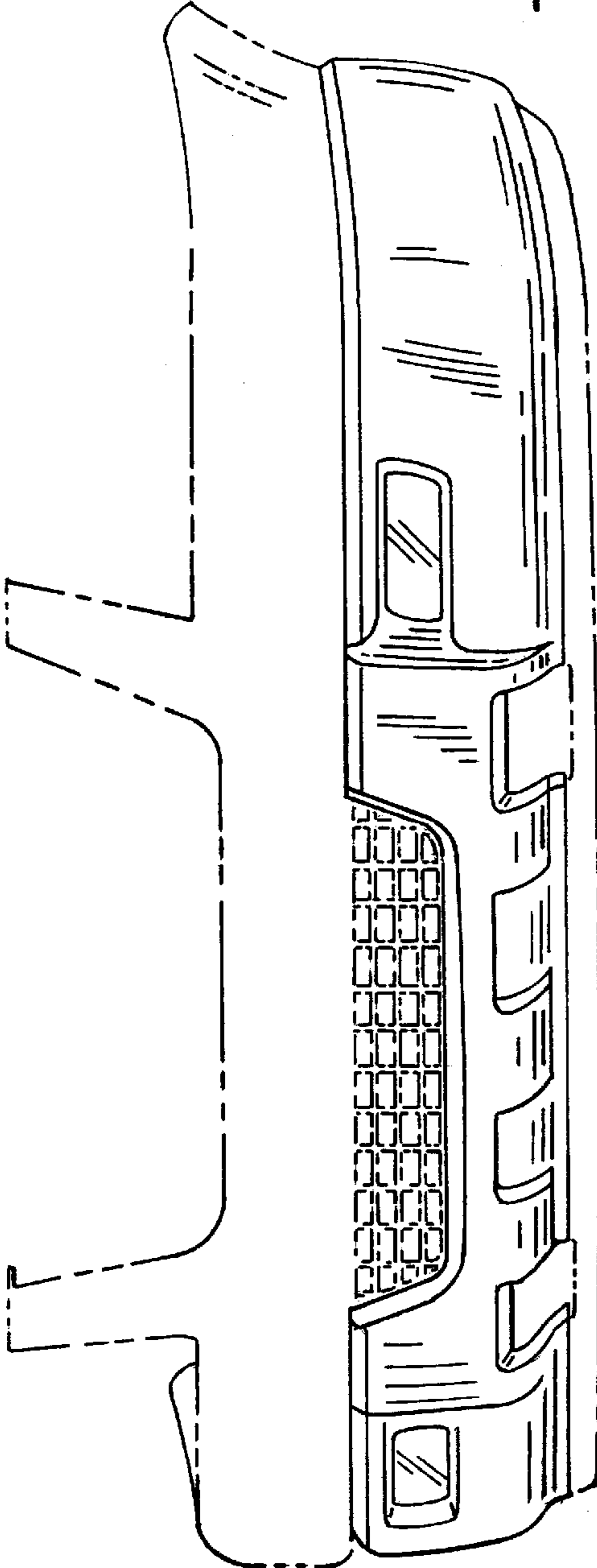


FIG. 1

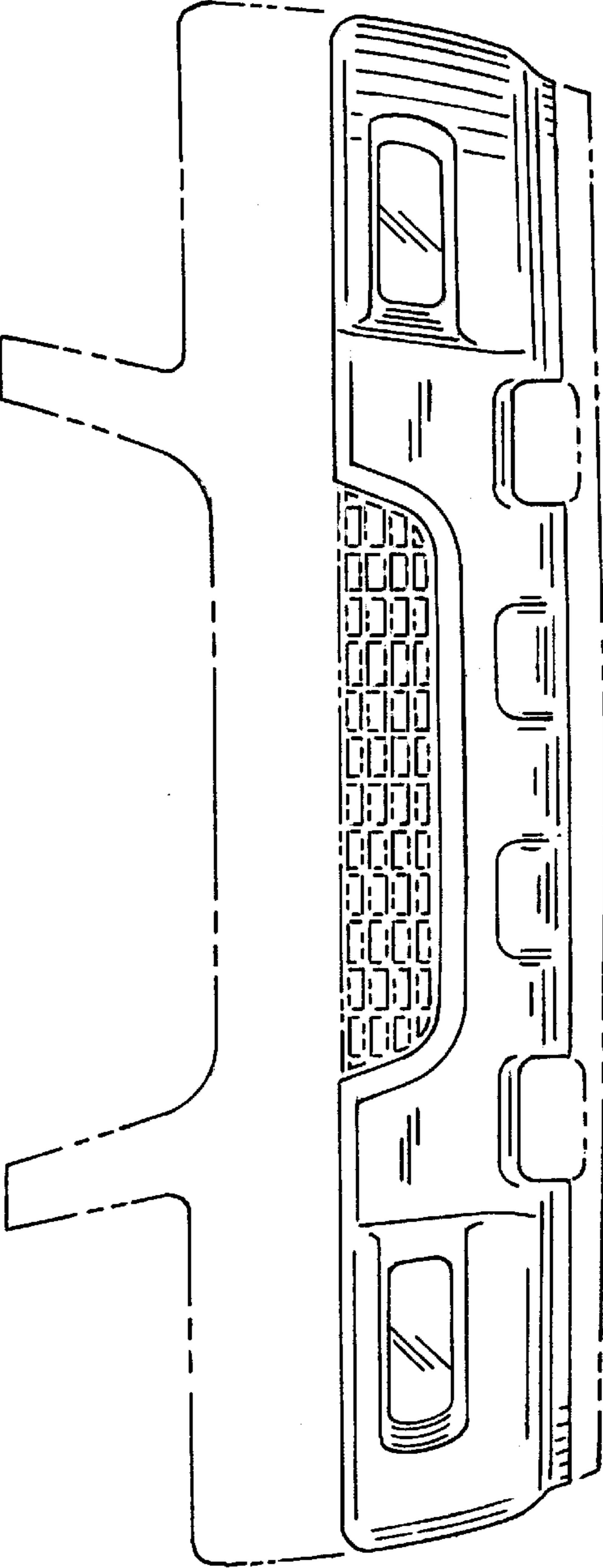


FIG. 2




FIG. 3

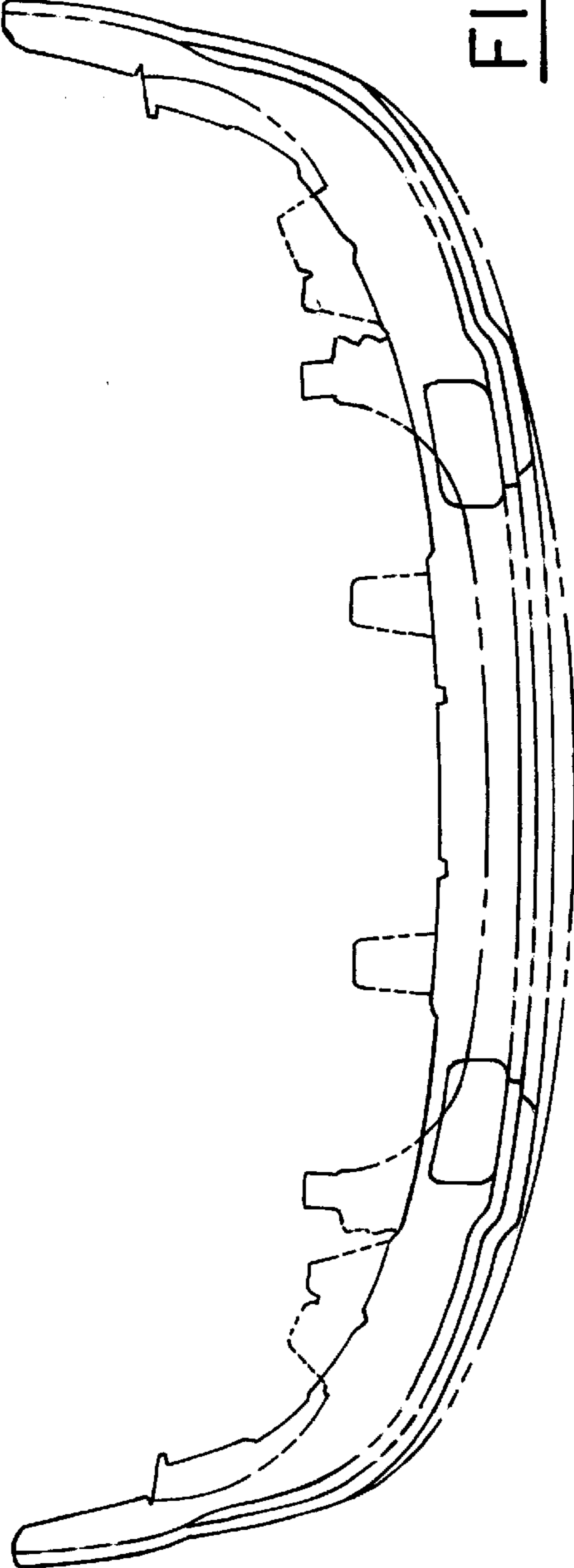


FIG. 4

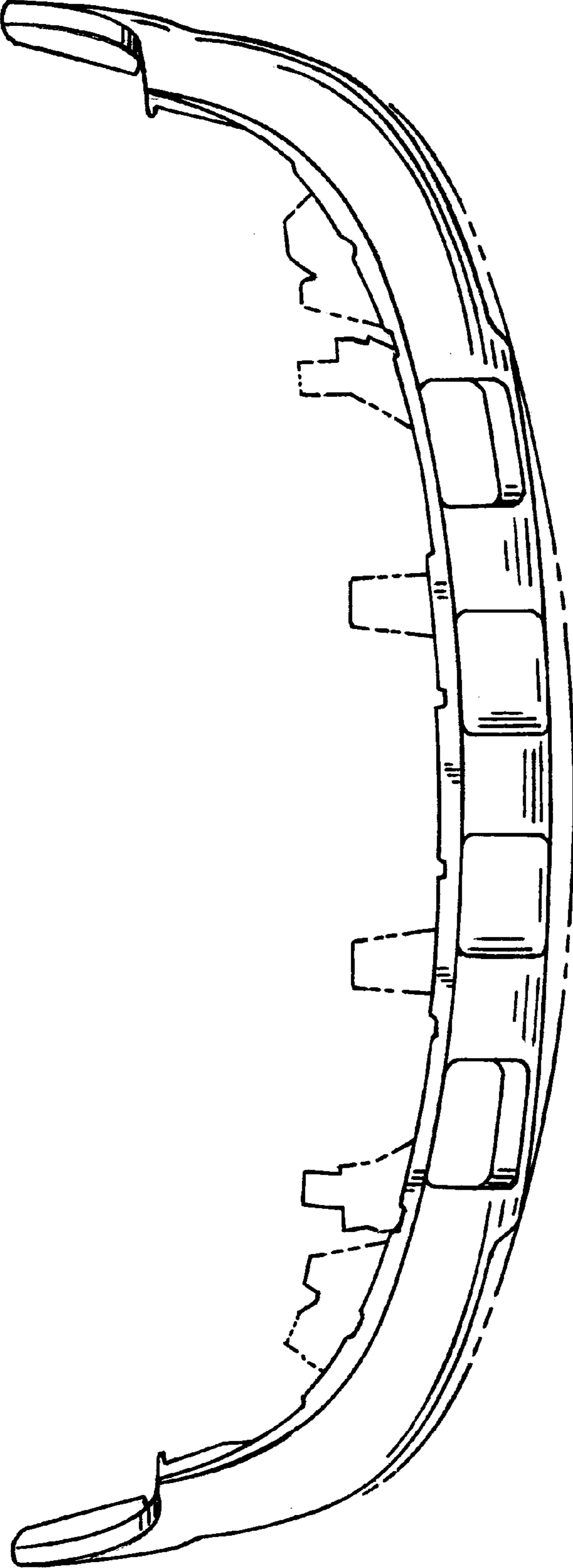


FIG. 5