

US00D497123S1

(12) **United States Design Patent**  
**Marchese et al.**

(10) **Patent No.:** **US D497,123 S**  
(45) **Date of Patent:** **\*\* Oct. 12, 2004**

(54) **HORIZONTAL FLAME AUTOMOTIVE GRILLE**

(76) Inventors: **Daniel Shea Marchese**, 6 Ginger Lily Ct., Coto de Caza, CA (US) 92679;  
**Jennifer Lynn Marchese**, 6 Ginger Lily Ct., Coto de Caza, CA (US) 92679

(\*\*) Term: **14 Years**

(21) Appl. No.: **29/154,015**

(22) Filed: **Jan. 15, 2002**

(51) **LOC (7) Cl.** ..... **12-16**

(52) **U.S. Cl.** ..... **D12/163**

(58) **Field of Search** ..... D12/163, 171,  
D12/90-92; 180/86.1, 86.2; 296/194

(56) **References Cited**

**U.S. PATENT DOCUMENTS**

D411,154 S	*	6/1999	Bangle	.....	D12/169
D432,061 S	*	10/2000	Sousamian	.....	D12/163
D454,096 S	*	3/2002	Marchese et al.	.....	D12/163
D456,322 S	*	4/2002	Horowitz	.....	D12/163
D476,604 S	*	7/2003	Longfellow	.....	D12/163
D479,166 S	*	9/2003	Tanaka et al.	.....	D12/163

\* cited by examiner

*Primary Examiner*—Melody N. Brown

(57) **CLAIM**

The ornamental design for a horizontal flame automotive grille, as shown and described.

**DESCRIPTION**

FIG. 1 is a front view of a horizontal flame automotive grille showing our new design;

FIG. 2 is a rear view of the horizontal flame automotive grille.

FIG. 3 is a top view of the horizontal flame automotive grille.

FIG. 4 is a bottom view of the horizontal flame automotive grille.

FIG. 5 is a right side view of the horizontal flame automotive grille.

FIG. 6 is a left side view of the horizontal flame automotive grille.

FIG. 7 is a front view of a horizontal flame automotive grille showing a second embodiment of our new design;

FIG. 8 is a rear view of FIG. 7;

FIG. 9 is a top view of FIG. 7;

FIG. 10 is a bottom view of FIG. 7;

FIG. 11 is a right side view of FIG. 7; and,

FIG. 12 is a left side view of FIG. 7.

The broken lines shown throughout the drawing are for illustrative purposes only and form no part of the claimed design.

**1 Claim, 4 Drawing Sheets**





Fig. 1



Fig. 2



Fig. 3

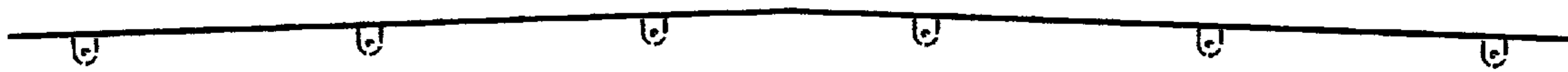


Fig. 4



Fig. 5



Fig. 6

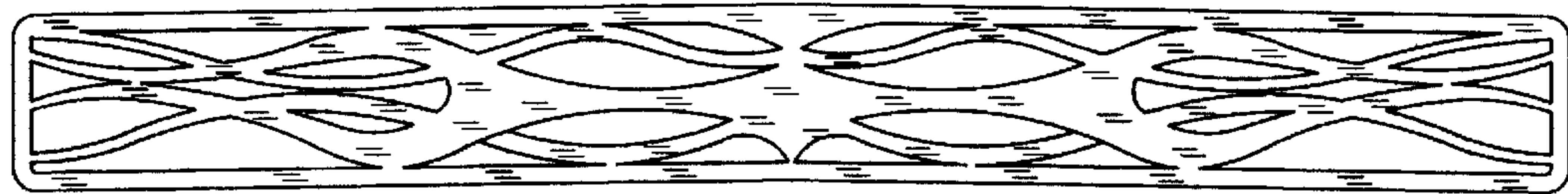


Fig. 7

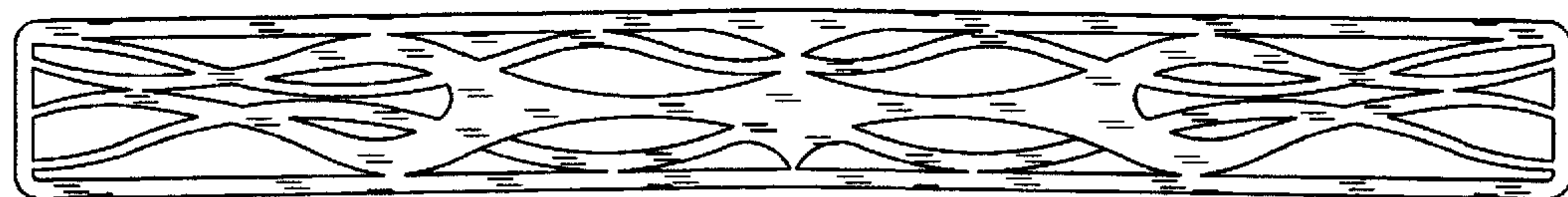


Fig. 8



Fig. 9



Fig. 10



Fig. 11



Fig. 12