

US00D497121S1

(12) **United States Design Patent**
Pettipas

(10) **Patent No.:** **US D497,121 S**

(45) **Date of Patent:** **** Oct. 12, 2004**

(54) **AUTOMOBILE**

(76) **Inventor:** **Michael P. Pettipas**, P.O. Box 325,
Aldergrove, British Columbia (CA),
V4W 2T8

(**) **Term:** **14 Years**

(21) **Appl. No.:** **29/150,345**

(22) **Filed:** **Nov. 21, 2001**

(51) **LOC (7) Cl.** **12-16**

(52) **U.S. Cl.** **D12/82**

(58) **Field of Search** D12/82, 86, 88;
D21/433, 435, 539, 549

(56) **References Cited**

U.S. PATENT DOCUMENTS

D260,913 S	9/1981	Chapman	
D261,672 S	11/1981	Phillippe	
D268,940 S	5/1983	Head	
D275,940 S	10/1984	Ogilvie	
D309,501 S	* 7/1990	Wilson	D21/421
D365,782 S	1/1996	Reynard et al.	
D418,088 S	* 12/1999	Fioravanti	D12/92
D419,107 S	* 1/2000	Hofer et al.	D12/86
D423,988 S	* 5/2000	Luntz	D12/92
D438,144 S	* 2/2001	Hettler	D12/92
D471,489 S	* 3/2003	Greenfield	D12/88

OTHER PUBLICATIONS

Huw Morgan; "Face to Face"; *Race Tech Magazine*; Mar., 2001.

John A. Gunnell; *Weird Cars*; p. 233.

* cited by examiner

Primary Examiner—Melody N. Brown

(57) **CLAIM**

The ornamental design for an automobile, as shown and described.

DESCRIPTION

This application makes reference to Document Disclosure No. 4,882,299, filed on Feb. 7, 2001, in the U.S. Patent and Trademark Office.

FIG. 1 is a top plan view of an automobile embodying the present invention;

FIG. 2 is a left side elevation view of the automobile of FIG. 1;


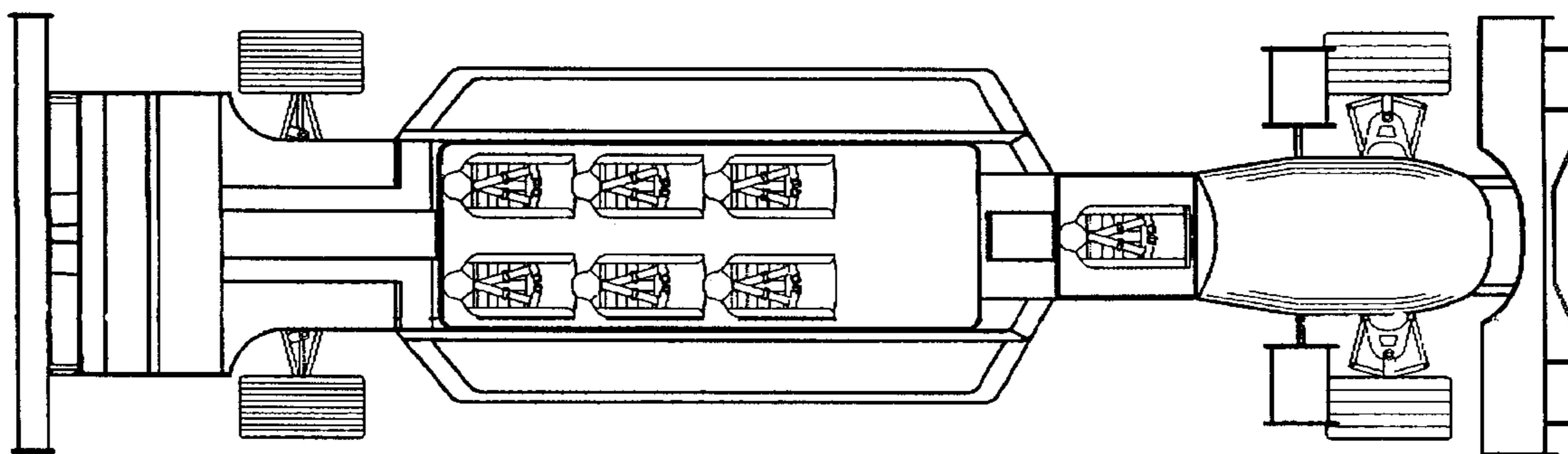
FIG. 3 is a rear elevation view of the automobile of FIG. 1;

FIG. 4 is a front elevation view of the automobile of FIG. 1;

FIG. 5 is a right side elevation view of the automobile of FIG. 1; and,

FIG. 6 is a bottom plan view of the automobile of FIG. 1.

1 Claim, 5 Drawing Sheets



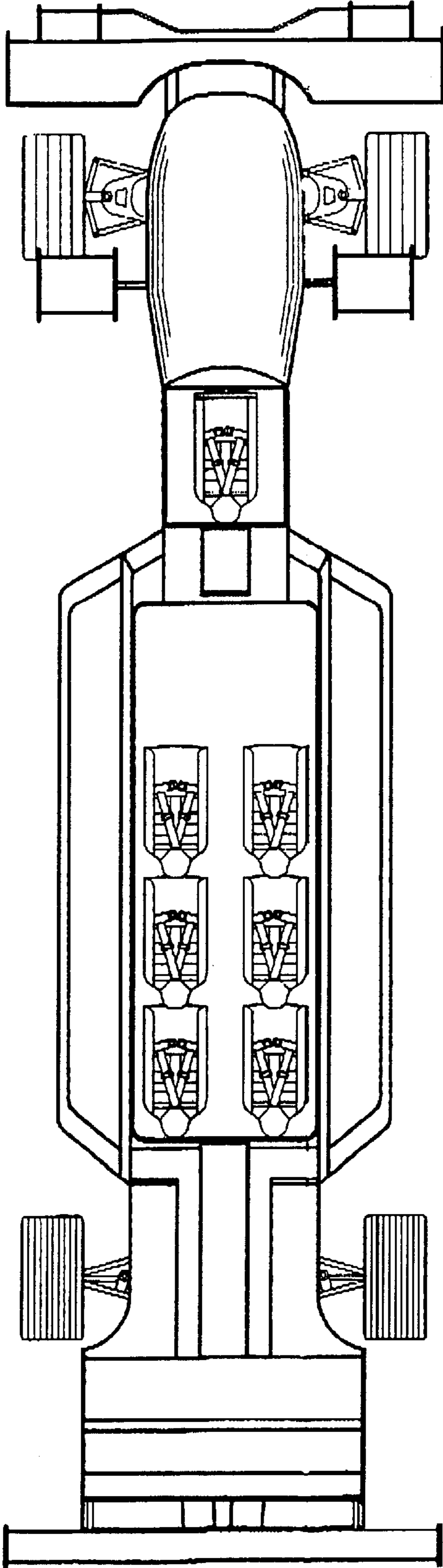


Fig. 1

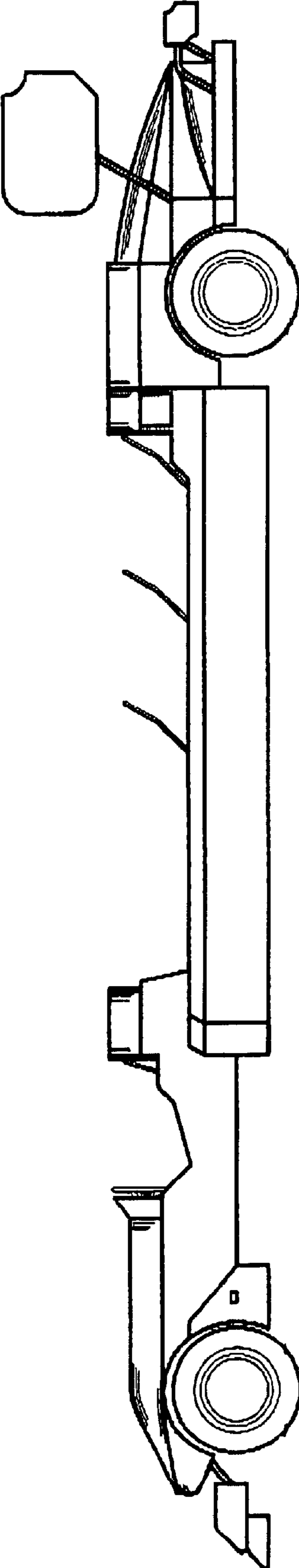


Fig. 2




Fig. 3

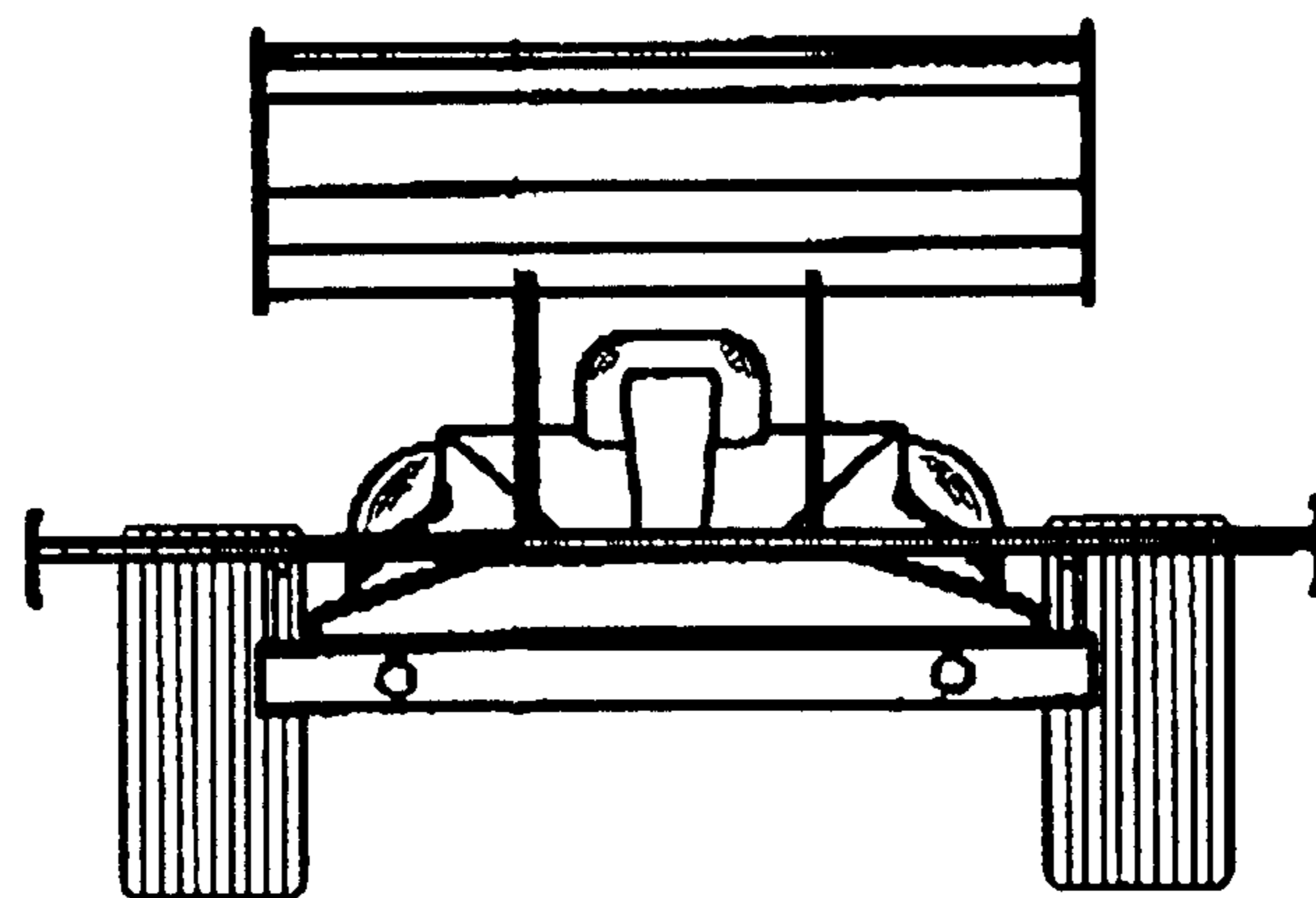


Fig. 4

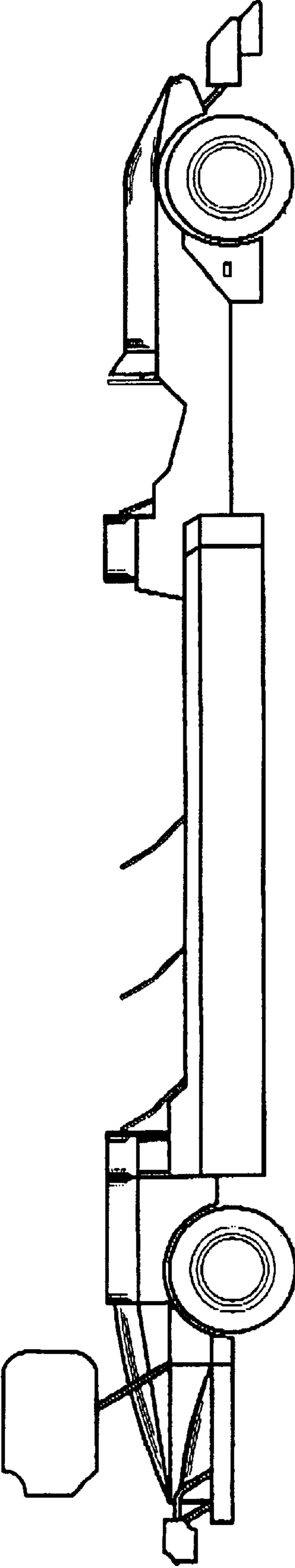


Fig. 5

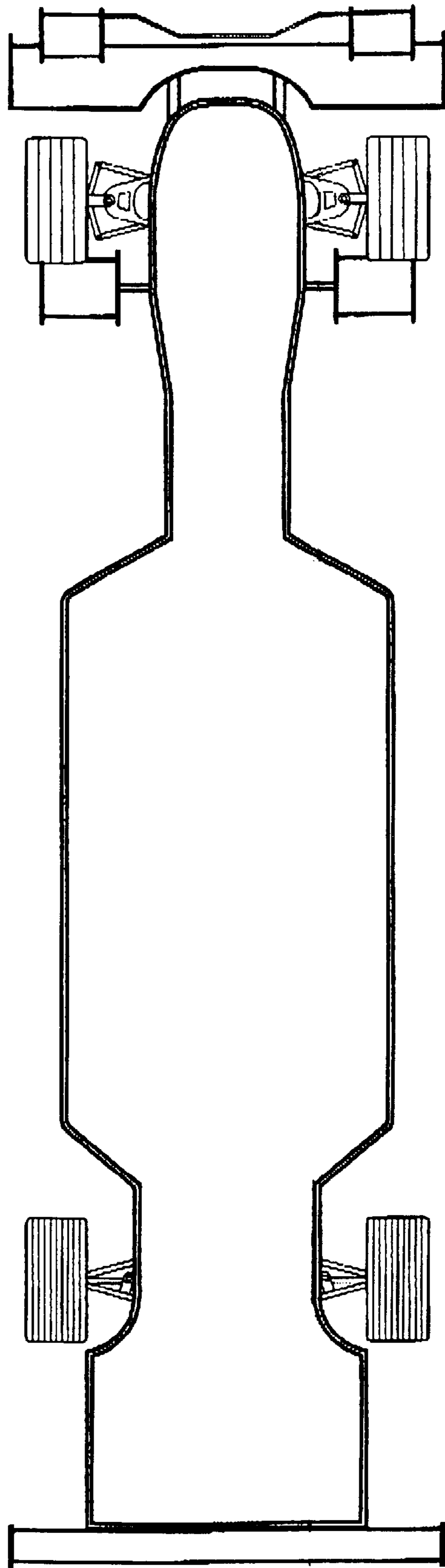


Fig. 6