

US00D497119S1

(12) **United States Design Patent** (10) **Patent No.:** **US D497,119 S**
Pachachi (45) **Date of Patent:** **** Oct. 12, 2004**

- (54) **RING**
- (75) Inventor: **Reema Pachachi**, London (GB)
- (73) Assignee: **De Beers LV Ltd**, London (GB)
- (**) Term: **14 Years**
- (21) Appl. No.: **29/170,788**
- (22) Filed: **Nov. 12, 2002**
- (51) **LOC (7) Cl.** **11-01**
- (52) **U.S. Cl.** **D11/26**
- (58) **Field of Search** D11/26-40, 200,
D11/201; 63/15, 15.1-15.8, 26-28, 3

(56) **References Cited**

U.S. PATENT DOCUMENTS

- D68,159 S * 9/1925 Schuelke D11/4
- D99,681 S * 5/1936 Salter D11/37
- D99,735 S * 5/1936 Tomlinson D11/38
- D121,224 S * 6/1940 Philippe D11/6

- D248,286 S * 6/1978 Barr D11/34
- D248,741 S * 8/1978 Barr D11/33
- D252,384 S * 7/1979 Arakaki D11/38
- D434,687 S * 12/2000 Pasquetti D11/26

* cited by examiner

Primary Examiner—Catherine R. Oliver
 (74) *Attorney, Agent, or Firm*—Clifford W. Browning;
 Woodard Emhardt Moriarty McNett & Henry LLP

(57) **CLAIM**

The ornamental design for a ring, as shown and described.

DESCRIPTION

FIG. 1 is a front view of a ring, showing my new design.
 FIG. 2 is a rear view of FIG. 1.
 FIG. 3 is a top view of FIG. 1.
 FIG. 4 is a bottom view of FIG. 1.
 FIG. 5 is a right side view of FIG. 1.
 FIG. 6 is a left side view of FIG. 1; and,
 FIG. 7 is a perspective view of FIG. 1.

1 Claim, 1 Drawing Sheet






Fig. 1




Fig. 2




Fig. 3



Fig. 4




Fig. 5



Fig. 6




Fig. 7