

US00D497112S1

(12) **United States Design Patent**
Schoenjohn

(10) **Patent No.:** **US D497,112 S**
(45) **Date of Patent:** **** Oct. 12, 2004**

(54) **COMBINATION THERMOMETER AND
HYDROMETER**

D445,049 S * 7/2001 Lee D10/103

* cited by examiner

(76) **Inventor:** **Christopher W. Schoenjohn**, 2718 NE.
14th St. #6, Ft. Lauderdale, FL (US)
33304

Primary Examiner—Antoine Duval Davis
(74) *Attorney, Agent, or Firm*—Lilling & Lilling P.C.

(**) **Term:** **14 Years**

(57) **CLAIM**

(21) **Appl. No.:** **29/175,343**

The ornamental design for a combination thermometer and hydrometer, as shown.

(22) **Filed:** **Feb. 3, 2003**

DESCRIPTION

(51) **LOC (7) Cl.** **10-04**

(52) **U.S. Cl.** **D10/52; D10/124**

(58) **Field of Search** D10/51, 52, 122–126;
73/29.01, 29.02, 335.01–335.09, 73–77,
170.16, 431; 324/163, 170, 171, 208

FIG. 1 is a perspective view of my new and novel design;
FIG. 2 is a top view of my new and novel design;
FIG. 3 is a front view of my new and novel design;
FIG. 4 is a right view of my new and novel design; and,
FIG. 5 is a rear view of my new and novel design.

(56) **References Cited**

U.S. PATENT DOCUMENTS

D288,536 S * 3/1987 Tanaka D10/53

1 Claim, 3 Drawing Sheets

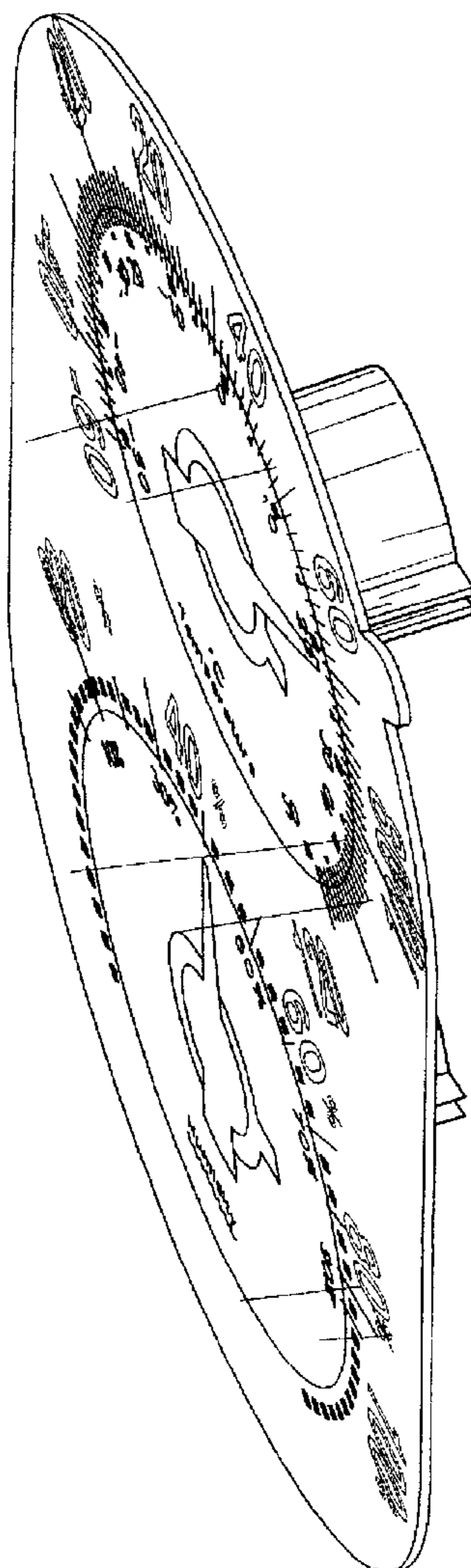


FIG. 1

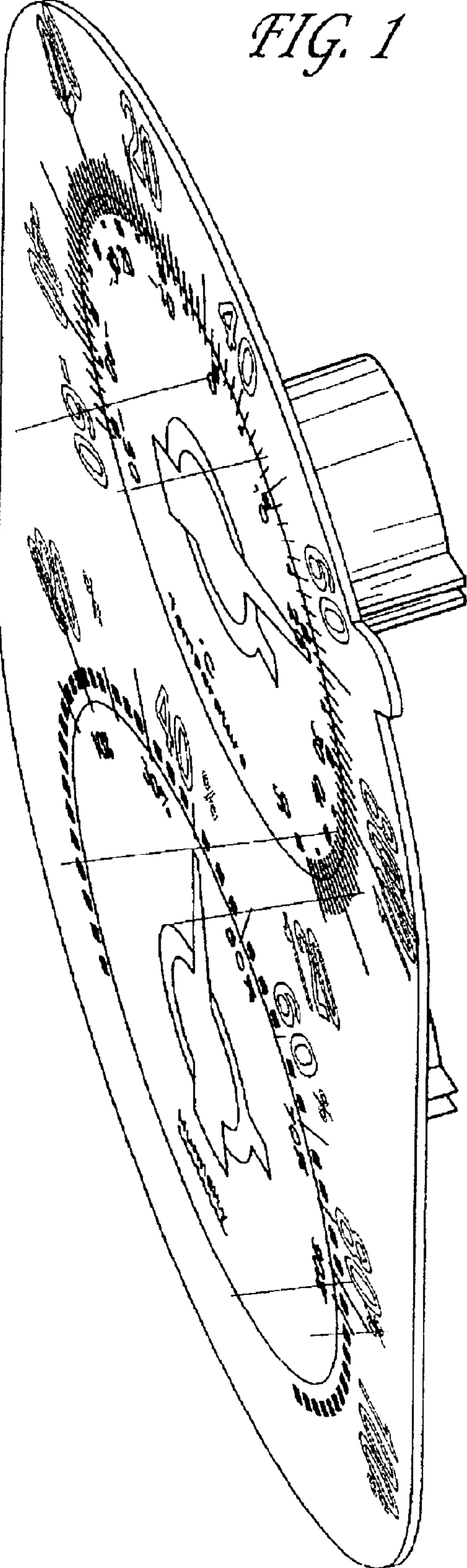


FIG. 2

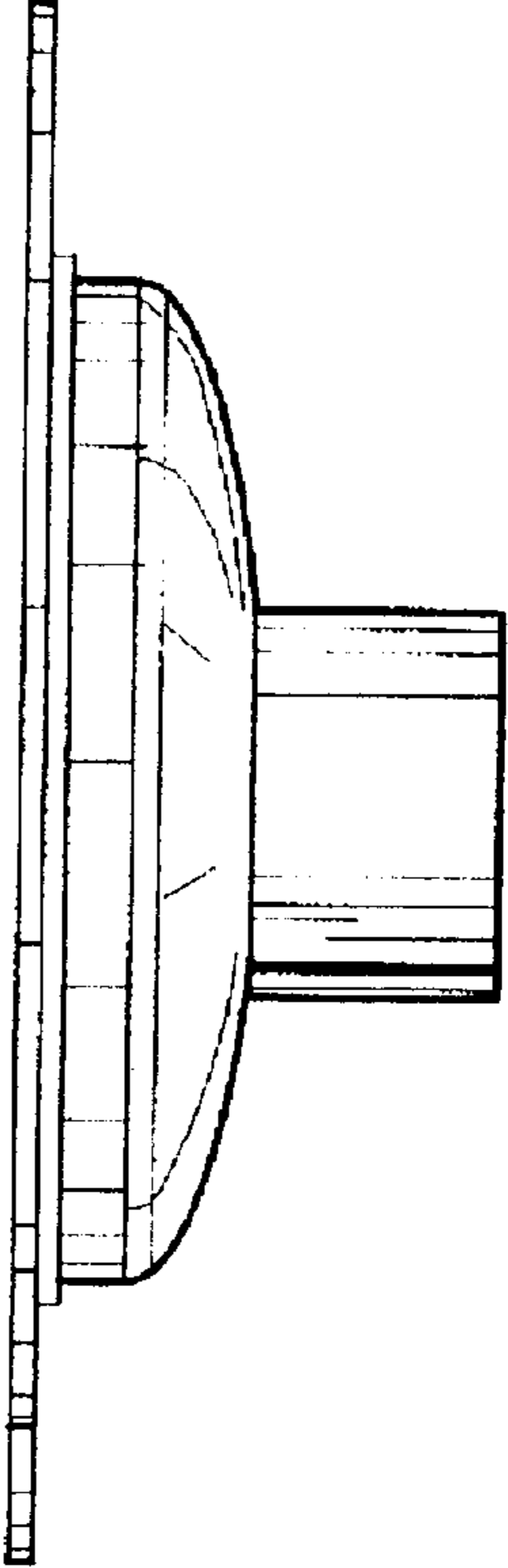


FIG. 3

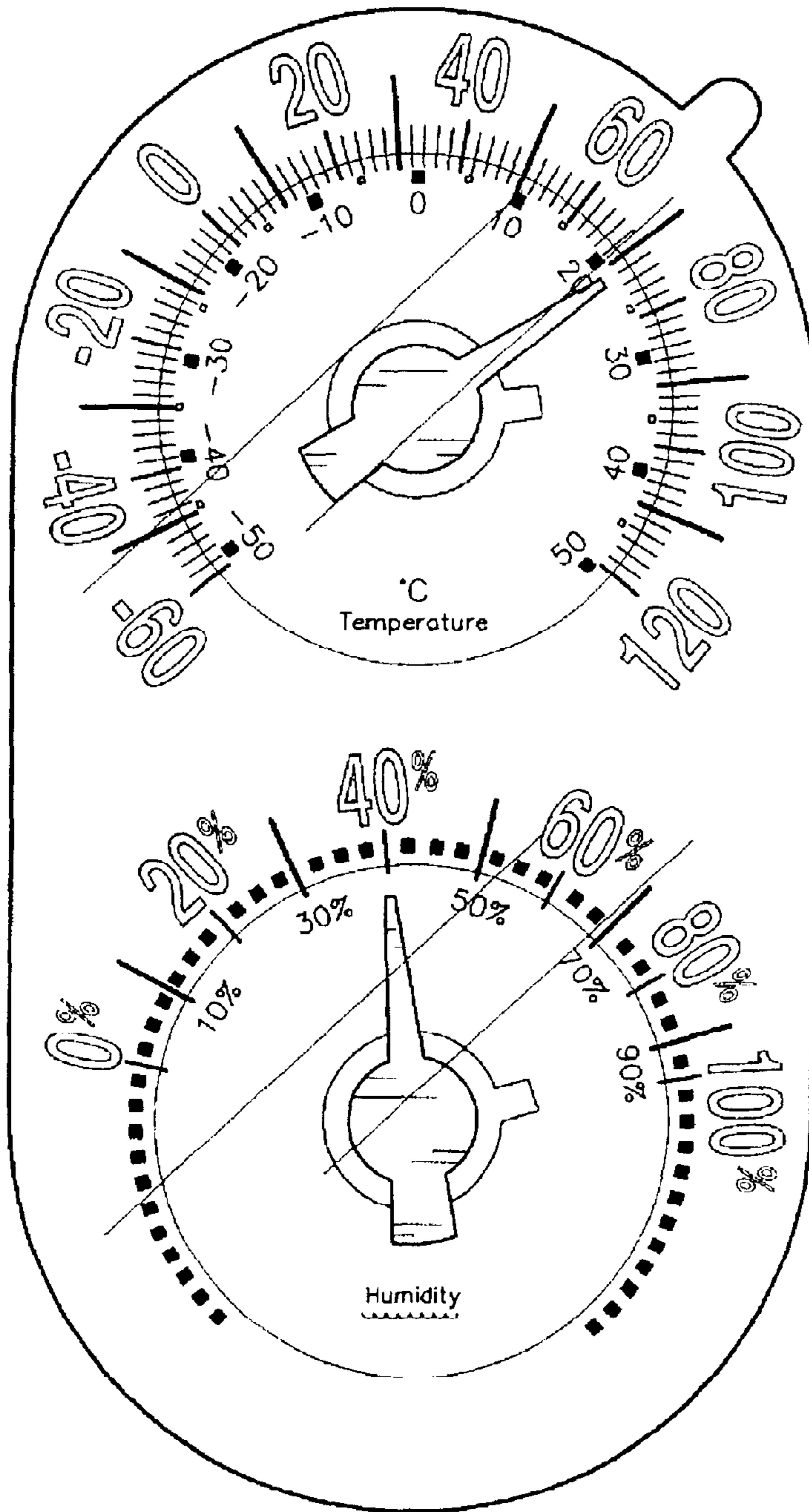


FIG. 4

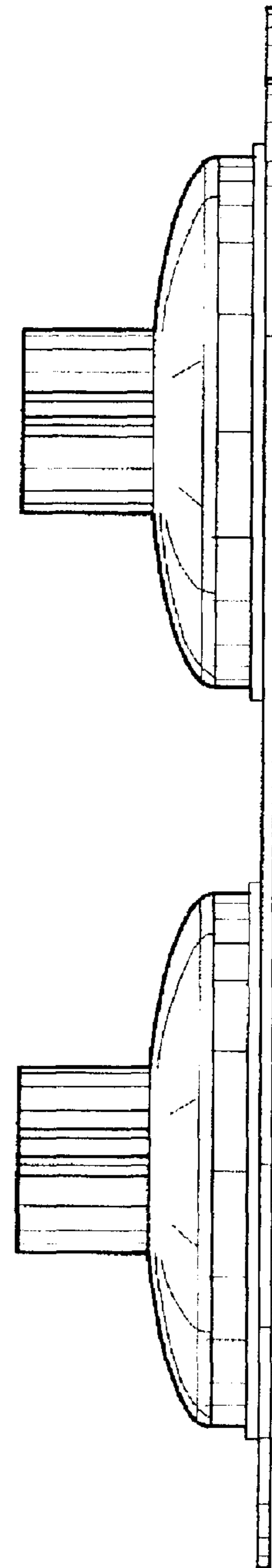


FIG. 5

