



US00D497111S1

(12) **United States Design Patent**
Modolo

(10) **Patent No.:** **US D497,111 S**
(45) **Date of Patent:** **** Oct. 12, 2004**

(54) **WRISTWATCH**

(75) **Inventor:** **Dino Modolo**, La Chaux-de-Fonds
(CH)

(73) **Assignee:** **Luxury Timepieces International SA**,
Cortailod (CH)

(**) **Term:** **14 Years**

(21) **Appl. No.:** **29/200,452**

(22) **Filed:** **Mar. 1, 2004**

(30) **Foreign Application Priority Data**

Sep. 1, 2003 (WO) DMA/006 111

(51) **LOC (7) Cl.** **10-02**

(52) **U.S. Cl.** **D10/32**

(58) **Field of Search** D10/1-40, 122-132;
368/276-277, 281-282, 285; D11/3-25;
63/1.1, 3, 5, 11; 224/164, 168, 178

(56) **References Cited**

U.S. PATENT DOCUMENTS

3,503,203 A * 3/1970 Gruner et al. 368/21
4,757,485 A * 7/1988 Man 368/281

D303,770 S * 10/1989 Woomer D10/39
D320,358 S * 10/1991 Bulgari 10/32
D322,038 S * 12/1991 Strasser et al. D10/39
D391,174 S * 2/1998 Modolo D10/32
D408,302 S * 4/1999 Yida D10/33
D415,696 S * 10/1999 Bodino D10/32
D432,925 S * 10/2000 Lassigne D10/32
D447,702 S * 9/2001 Bodino D10/32

* cited by examiner

Primary Examiner—Nelson C. Holtje

(74) *Attorney, Agent, or Firm*—Sughrue Mion, PLLC

(57) **CLAIM**

The ornamental design for a wristwatch, as shown.

DESCRIPTION

FIG. 1 is a perspective view of the top, front and right side of a wristwatch showing my new design;
FIG. 2 is a front view thereof;
FIG. 3 is a rear view thereof;
FIG. 4 is a right side view thereof;
FIG. 5 is a left side view thereof;
FIG. 6 is a top view thereof; and,
FIG. 7 is a bottom view thereof.

1 Claim, 2 Drawing Sheets



FIG. 1



FIG. 2



FIG. 3

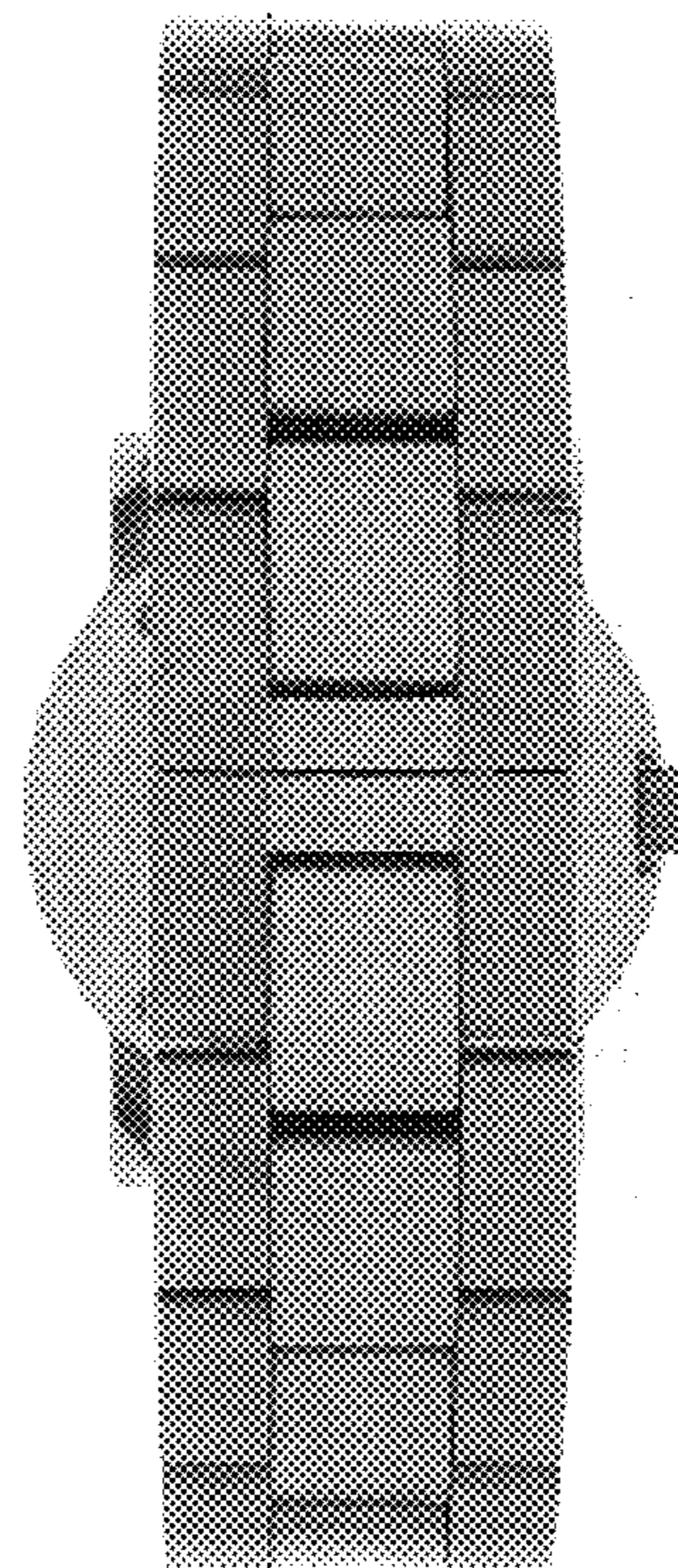


FIG. 4




FIG. 6




FIG. 5




FIG. 7

