

US00D497108S1

(12) **United States Design Patent** (10) **Patent No.:** **US D497,108 S**
Lund et al. (45) **Date of Patent:** **** Oct. 12, 2004**

(54) **BOTTLE**
(76) Inventors: **Douglas M. Lund**, 4 Kaler St., Hillsborough, NJ (US) 08844; **Wendy Slavish**, 401 Westover Rd., Collegeville, PA (US) 19426; **Erik Boissonneault**, 679 Mountain View Rd., Reading, PA (US) 19607
(**) **Term:** **14 Years**
(21) **Appl. No.:** **29/168,098**
(22) **Filed:** **Sep. 26, 2002**
(51) **LOC (7) Cl.** **09-01**
(52) **U.S. Cl.** **D9/542; D9/550; D9/558**
(58) **Field of Search** D9/516, 530, 539, D9/550, 563, 558, 549, 571, 572, 573, 574; 215/12.2, 384; 220/660, 669; 222/321.1, 321.7, 321.9, 206, 212, 213, 215; 239/333

AU 98573 S 11/1987
AU 109887 S 12/1990
AU 109888 S 12/1990
AU 111792 S 8/1991
AU 114432 S 7/1992
AU 664056 6/1993
AU 118607 S 10/1993
AU 121114 S 8/1994
AU 121165 S 8/1994
AU 659047 8/1994
AU 689995 4/1996
AU 706389 3/1997
AU 712818 10/1997
AU 713638 2/1998
AU 714916 5/1998
AU 134812 S 8/1998
AU 134813 S 8/1998
AU 135822 S 12/1998
AU 135978 S 12/1998
AU 136636 S 3/1999
AU 136637 S 3/1999
AU 136837 S 3/1999
AU 739728 3/1999
AU 137227 S 5/1999
AU 138272 S 8/1999

(56) **References Cited**

U.S. PATENT DOCUMENTS

D82,202 S * 9/1930 Winegard D9/542
D195,368 S * 6/1963 Koenigsberg D9/542
D262,778 S * 1/1982 Britt et al. D9/542
5,213,236 A 5/1993 Brown et al.
5,370,266 A * 12/1994 Woodruff 222/212 X
D368,859 S * 4/1996 LoPreto D9/542
D376,980 S * 12/1996 LoPreto D9/542
D403,592 S * 1/1999 Everard et al. D9/542
5,897,033 A 4/1999 Okawa et al.
D416,199 S * 11/1999 Alguire et al. D9/522
D433,637 S * 11/2000 Hailey et al. D9/542
D444,390 S * 7/2001 Kokenge et al. D9/542
6,273,305 B1 8/2001 Fioravanti et al.
D450,247 S * 11/2001 Johnson et al. D9/542
6,367,668 B1 4/2002 Schwaneberg
D457,069 S * 5/2002 Palaia D9/542
D476,577 S * 7/2003 McMahon et al. D9/543

FOREIGN PATENT DOCUMENTS

AU 90465 S 6/1985

(List continued on next page.)

Primary Examiner—Carol Rademaker

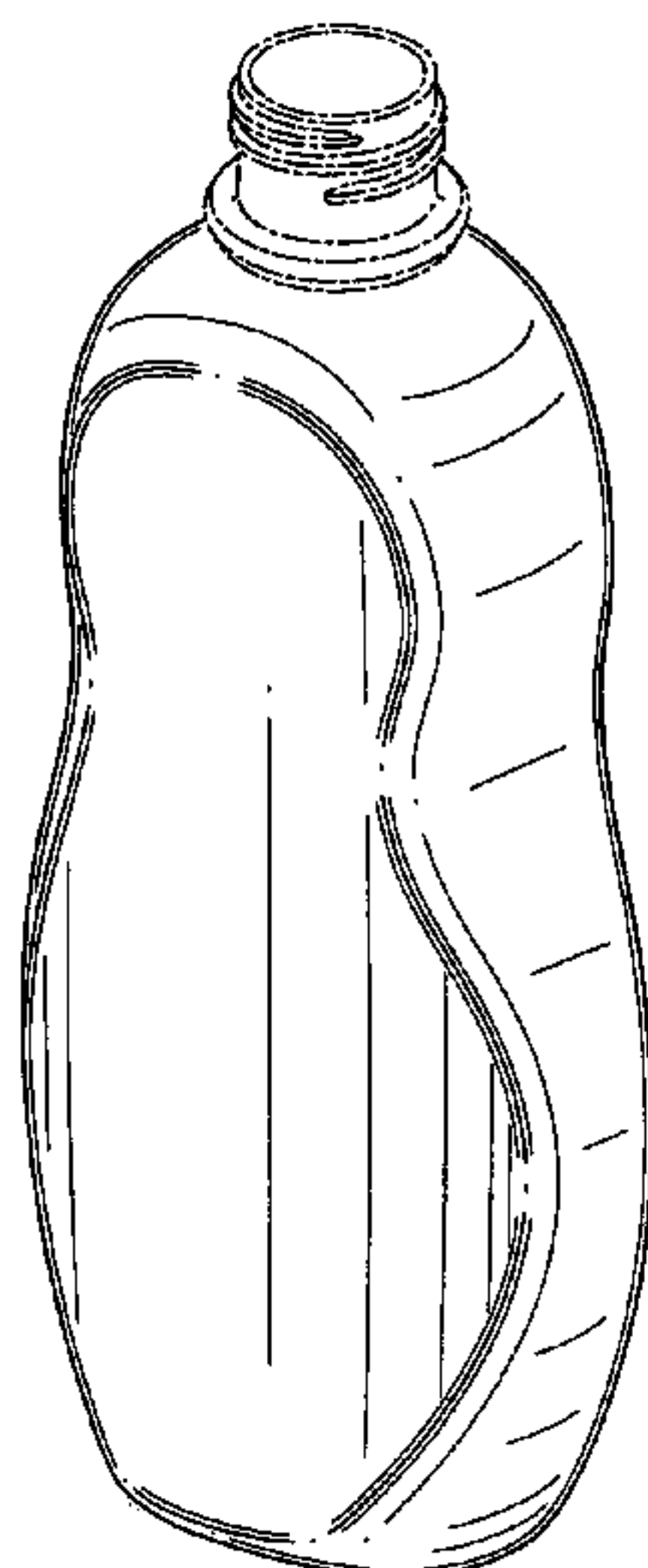
(57) **CLAIM**

The ornamental design for a bottle, as shown and described.

DESCRIPTION

FIG. 1 is a perspective view of the bottle of our new design as seen from the top, front, and right sides; FIG. 2 is a front elevational view thereof, the rear elevation being a mirror image, except for the unclaimed threads; FIG. 3 is a left side elevational view thereof, the right side elevation being a mirror image, except for the unclaimed threads; and, FIG. 4 is a top plan view thereof. The broken lines shown in the drawings are for illustrative purposes only and form no part of the claimed design.

1 Claim, 4 Drawing Sheets



FOREIGN PATENT DOCUMENTS					
			JP	1083168	8/2000
			JP	415904	12/2000
AU	139101 S	12/1999	JP	1098332	1/2001
AU	139144 S	12/1999	JP	434170	5/2001
AU	139187 S	12/1999	JP	1110220	6/2001
AU	139322 S	12/1999	JP	1116507	7/2001
AU	139342 S	12/1999	JP	1120884	9/2001
AU	714697	12/1999	JP	1130113	12/2001
AU	152021 S	6/2003	JP	1132114	1/2002
JP	791014	7/1990	JP	1135081	3/2002
JP	208691	7/1993	JP	1135446	3/2002
JP	903273	7/1994	JP	1142656	6/2002
JP	997280	12/1997	JP	1160829	12/2002
JP	997280-1	12/1997	JP	1164936	2/2003
JP	1021323	9/1998	JP	1171225	4/2003
JP	367237	8/1999	JP	1171533	4/2003
JP	1048417	9/1999	JP	1187541	10/2003
JP	1054182	11/1999	WO	WO 02/08080 A1	1/2002
JP	1066035	4/2000			
JP	391416	5/2000			

* cited by examiner

FIG. 1

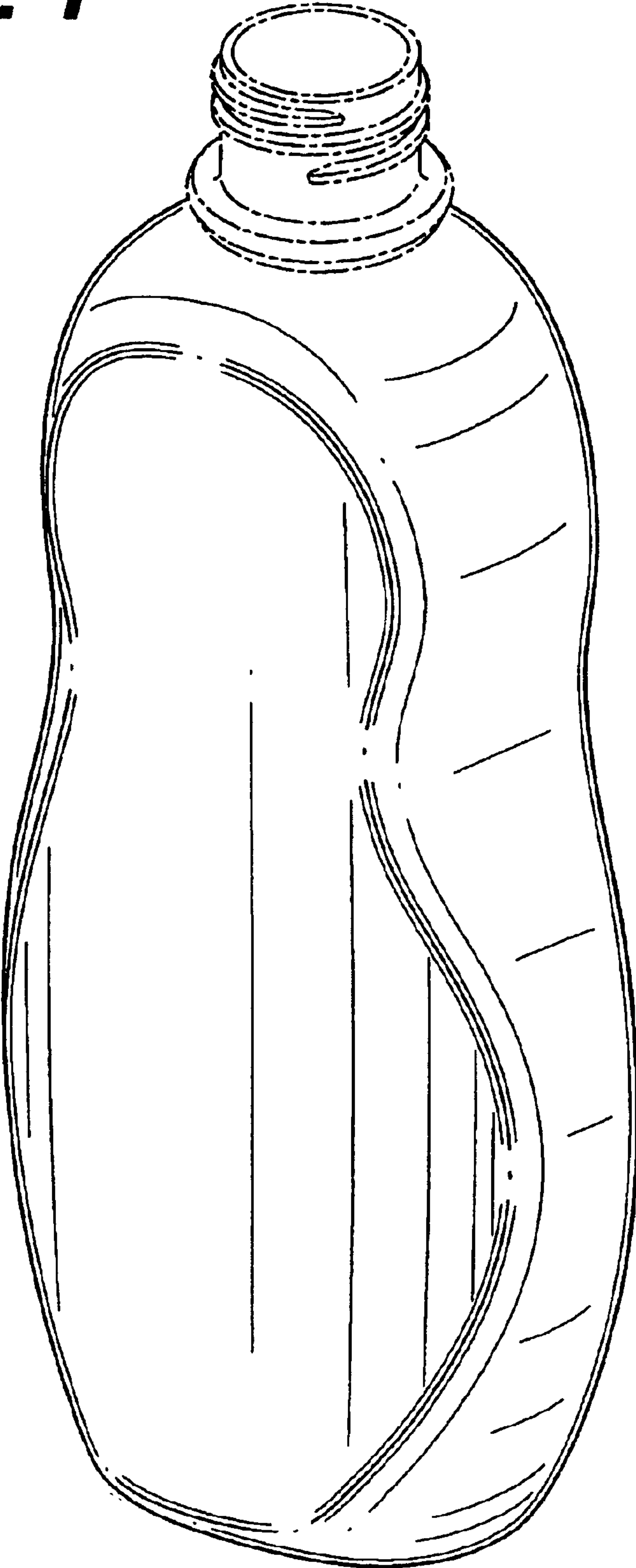


FIG. 2

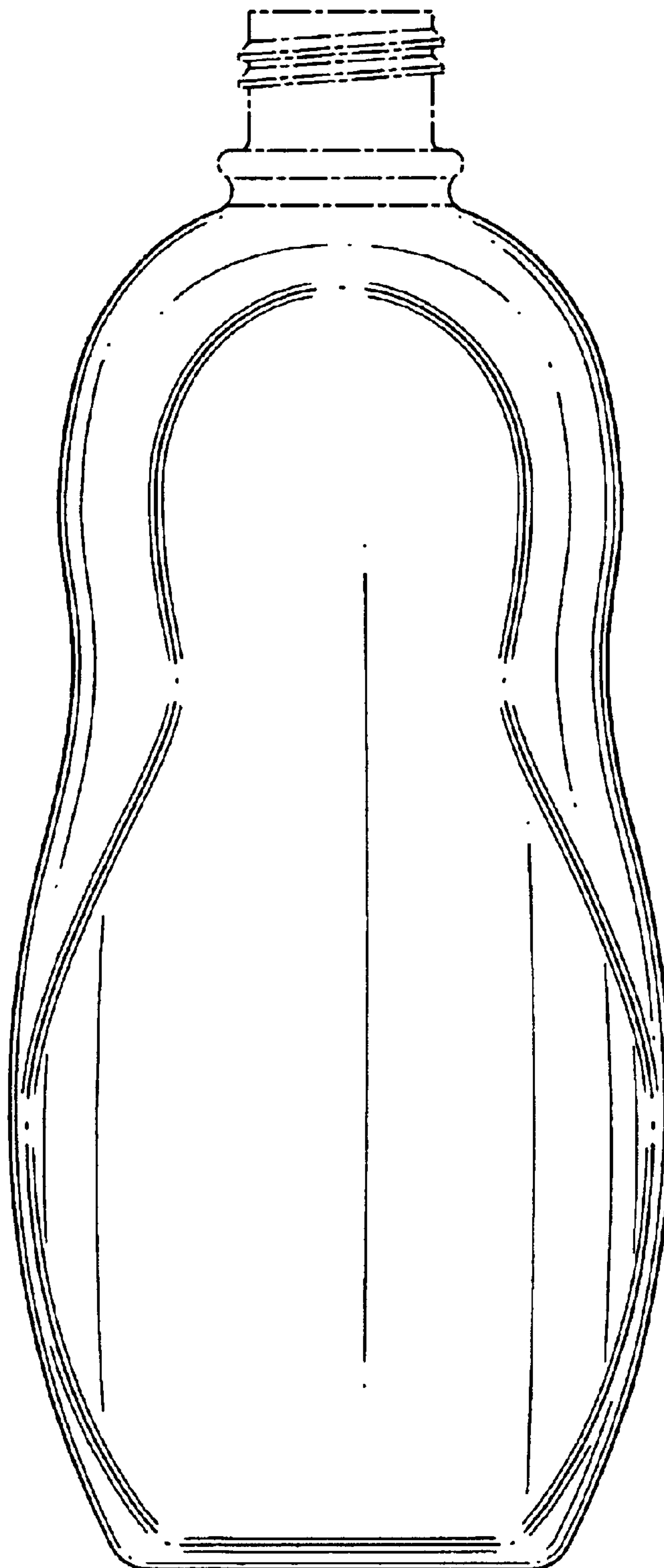


FIG. 3

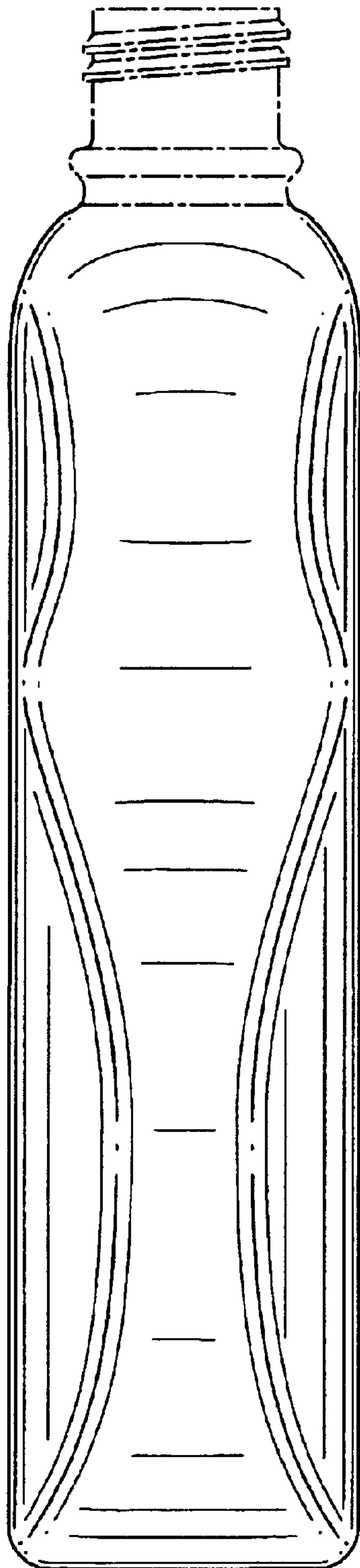


FIG. 4

