

US00D497084S1

(12) **United States Design Patent**  
**Shane-Schuldt**

(10) **Patent No.:** **US D497,084 S**  
(45) **Date of Patent:** **\*\* Oct. 12, 2004**

(54) **SPOON**

D484,369 S \* 12/2003 Ito ..... D7/653  
D490,281 S \* 5/2004 Junko ..... D7/653

(75) Inventor: **Diane Shane-Schuldt**, Sherrill, NY  
(US)

\* cited by examiner

(73) Assignee: **Oneida Ltd.**, Oneida, NY (US)

*Primary Examiner*—Caron D. Veynar  
(74) *Attorney, Agent, or Firm*—Wall Marjama & Bilinski  
LLP

(\*\*) Term: **14 Years**

(57) **CLAIM**

(21) Appl. No.: **29/187,379**

The ornamental design for an spoon, as shown and described.

(22) Filed: **Jul. 31, 2003**

(51) **LOC (7) Cl.** ..... **07-03**

**DESCRIPTION**

(52) **U.S. Cl.** ..... **D7/662**

(58) **Field of Search** ..... D7/642-648, 653-664,  
D7/401.2; 30/147-150, 322-328

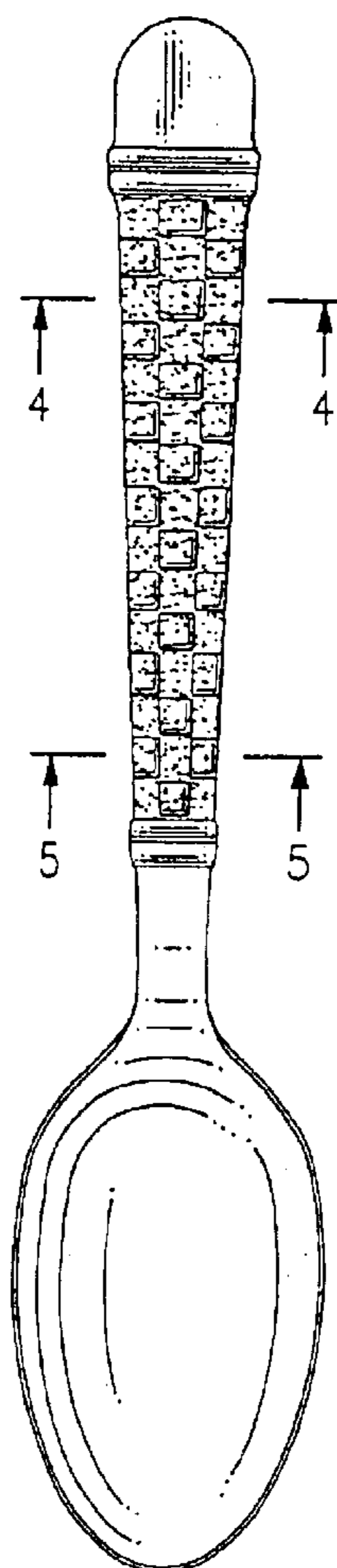
FIG. 1 is a top plan view of a spoon, illustrating my new Design;  
FIG. 2 is a left side elevation view thereof, the right side elevation view being a mirror image thereof;  
FIG. 3 is a bottom view thereof;  
FIG. 4 is a cross sectional view thereof, taken through lines 4-4 of FIG. 1; and,  
FIG. 5 is a cross sectional view thereof, taken through lines 5-5 of FIG. 1.

(56) **References Cited**

**U.S. PATENT DOCUMENTS**

D215,242 S	*	9/1969	Perry	.....	D7/653
D226,735 S	*	4/1973	Navara	.....	D7/649
D243,916 S	*	4/1977	Guodace	.....	D7/663
D271,365 S	*	11/1983	Cassini	.....	D7/662
D340,841 S	*	11/1993	Marsten et al.	.....	D7/653

**1 Claim, 1 Drawing Sheet**



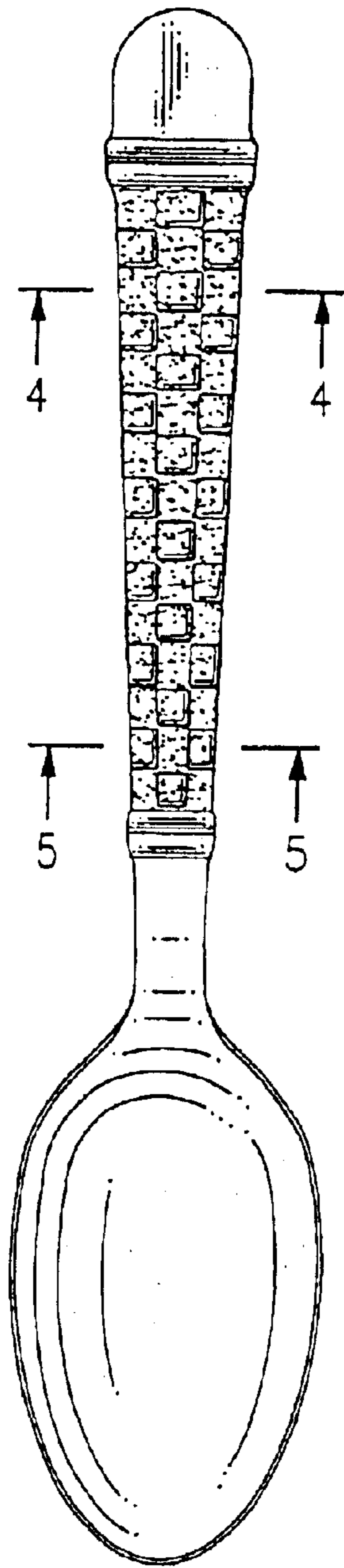


FIG. 1

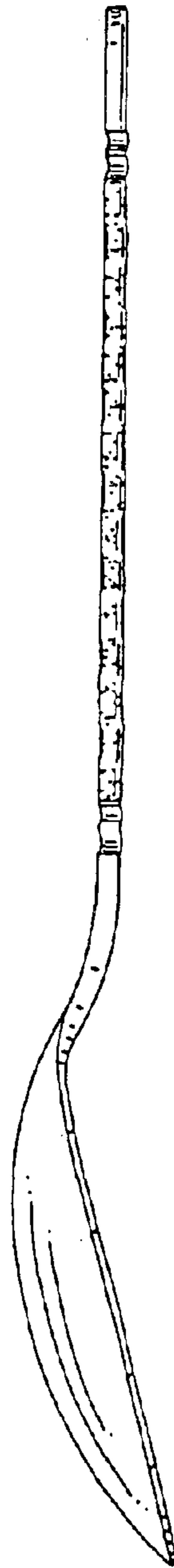


FIG. 2

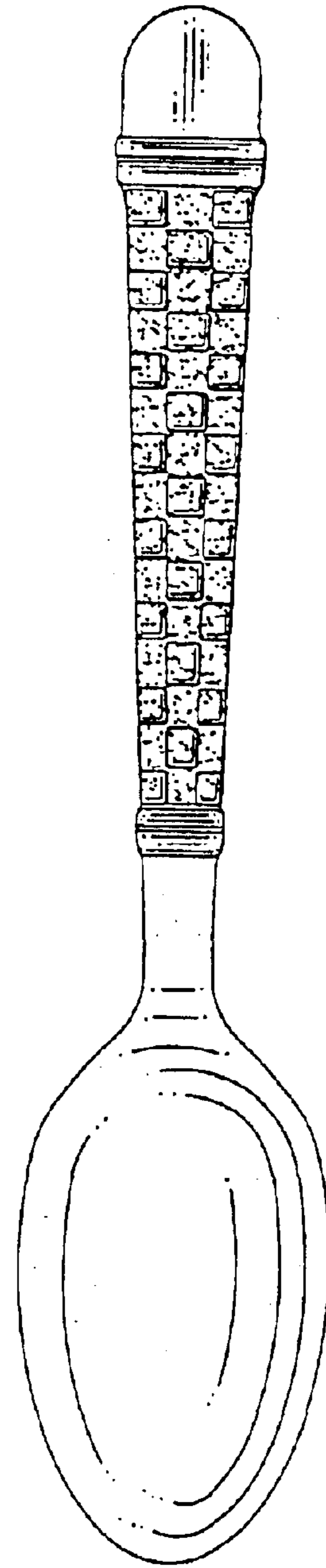


FIG. 3



FIG. 4



FIG. 5