

US00D497083S1

(12) **United States Design Patent** (10) **Patent No.:** **US D497,083 S**
Welch (45) **Date of Patent:** **** Oct. 12, 2004**

(54) **SET OF CUTLERY**

(75) Inventor: **William Welch**, Chippen Campden (GB)

(73) Assignee: **Robert Welch Design Ltd.**, Gloucestershire (GB)

(**) Term: **14 Years**

(21) Appl. No.: **29/165,342**

(22) Filed: **Aug. 8, 2002**

(51) **LOC (7) Cl.** **07-03**

(52) **U.S. Cl.** **D7/645**

(58) **Field of Search** D7/642, 645, 649, D7/650, 652, 653, 662-664, 401.2; 30/147-150, 322-328, 340, 342-345

(56) **References Cited**

U.S. PATENT DOCUMENTS

D2,328 S	*	5/1866	Mix	D7/653
D35,202 S	*	10/1901	Allen	D7/653
D231,893 S	*	6/1974	Manderfield	D7/653
D366,991 S	*	2/1996	Bulgari	D7/645
D402,500 S	*	12/1998	Welch	D7/401.2
D435,401 S	*	12/2000	Thompson	D7/653
D455,936 S	*	4/2002	Welch	D7/645
D468,593 S	*	1/2003	Margolin et al.	D7/649

FOREIGN PATENT DOCUMENTS

WO	DM 053340	*	8/2000
WO	DM 055396	*	2/2001

OTHER PUBLICATIONS

Silver Superstore web site; www.silversuperstore.com; Pucini by Oneida ©2001, Hafnia by Yamazaki ©2001, Sistene by Towle ©2002, Studio by Gorham ©2001, Continental Classic by Wallace ©2001, Tjorn by Dansk ©2001.*
Silver Superstore continued: Hannah Hull by Tuttle Silversmiths data unknown, Classique by Dansk ©2001, Torun by Dansk ©2001.*

* cited by examiner

Primary Examiner—Caron D. Veynar

(74) *Attorney, Agent, or Firm*—Gardner Carton & Douglas LLP

(57) **CLAIM**

The ornamental design for a set of cutlery, as shown and described.

DESCRIPTION

FIG. 1 is a perspective view of the claimed design embodied in a table knife;

FIG. 2 is a front view of the table knife illustrated in FIG. 1;

FIG. 3 is a side view of the table knife illustrated in FIG. 1, the opposite side being a mirror image thereof;

FIG. 4 is a back view of the table knife illustrated in FIG. 1;

FIG. 5 is a top view of the table knife illustrated in FIG. 1;

FIG. 6 is a bottom view of the table knife illustrated in FIG. 1;

FIG. 7 is a perspective view of the claimed design embodied in a table fork;

FIG. 8 is a front view of the table fork illustrated in FIG. 7;

FIG. 9 is a side view of the table fork illustrated in FIG. 7, the opposite side being a mirror image thereof;

FIG. 10 is a back view of the table fork illustrated in FIG. 7;

FIG. 11 is a top view of the table fork illustrated in FIG. 7;

FIG. 12 is a bottom view of the table fork illustrated in FIG. 7;

FIG. 13 is a perspective view of the claimed design embodied in a soup spoon;

FIG. 14 is a front view of the soup spoon illustrated in FIG. 13;

FIG. 15 is a side view of the soup spoon illustrated in FIG. 13, the opposite side being a mirror image thereof;

FIG. 16 is a back view of the soup spoon illustrated in FIG. 13;

FIG. 17 is a top view of the soup spoon illustrated in FIG. 13; and,

FIG. 18 is a bottom view of the soup spoon illustrated in FIG. 13.

1 Claim, 6 Drawing Sheets

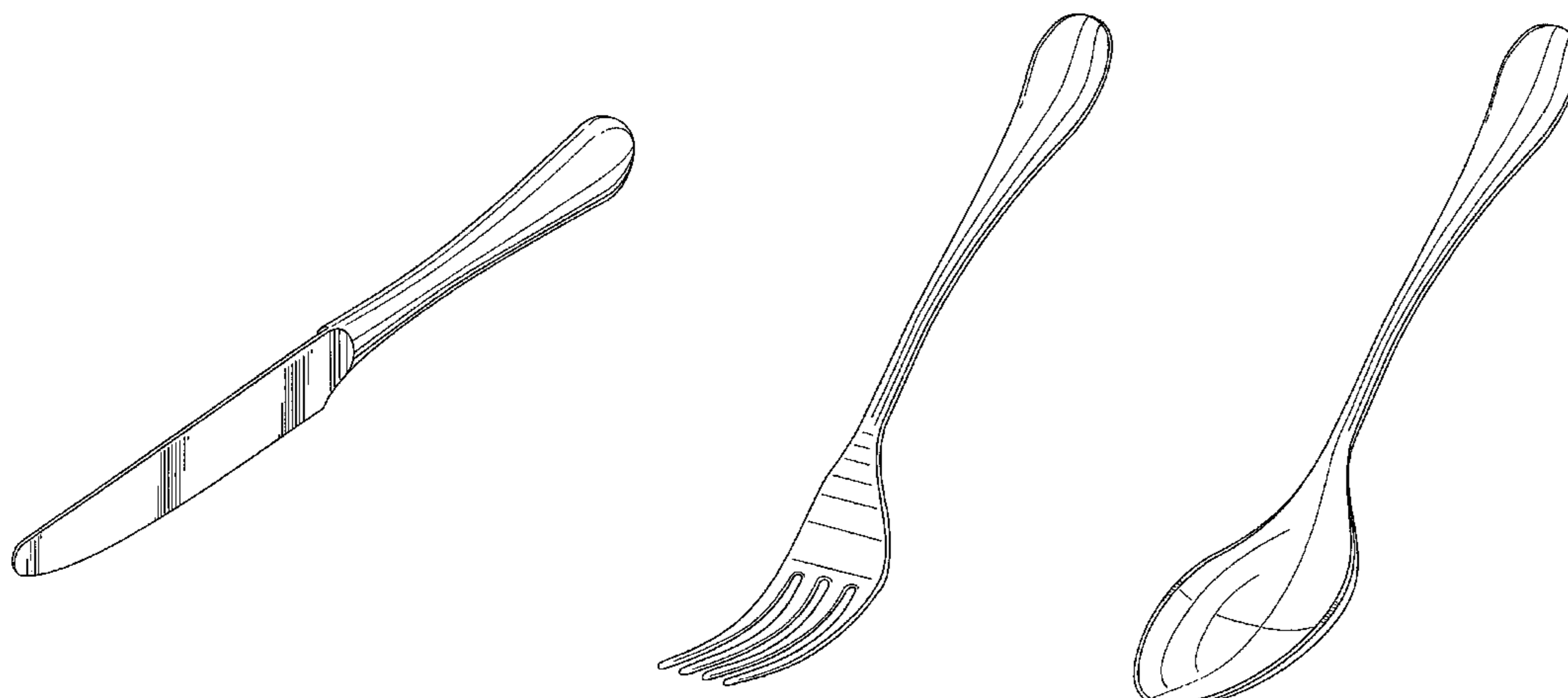


Fig. 1

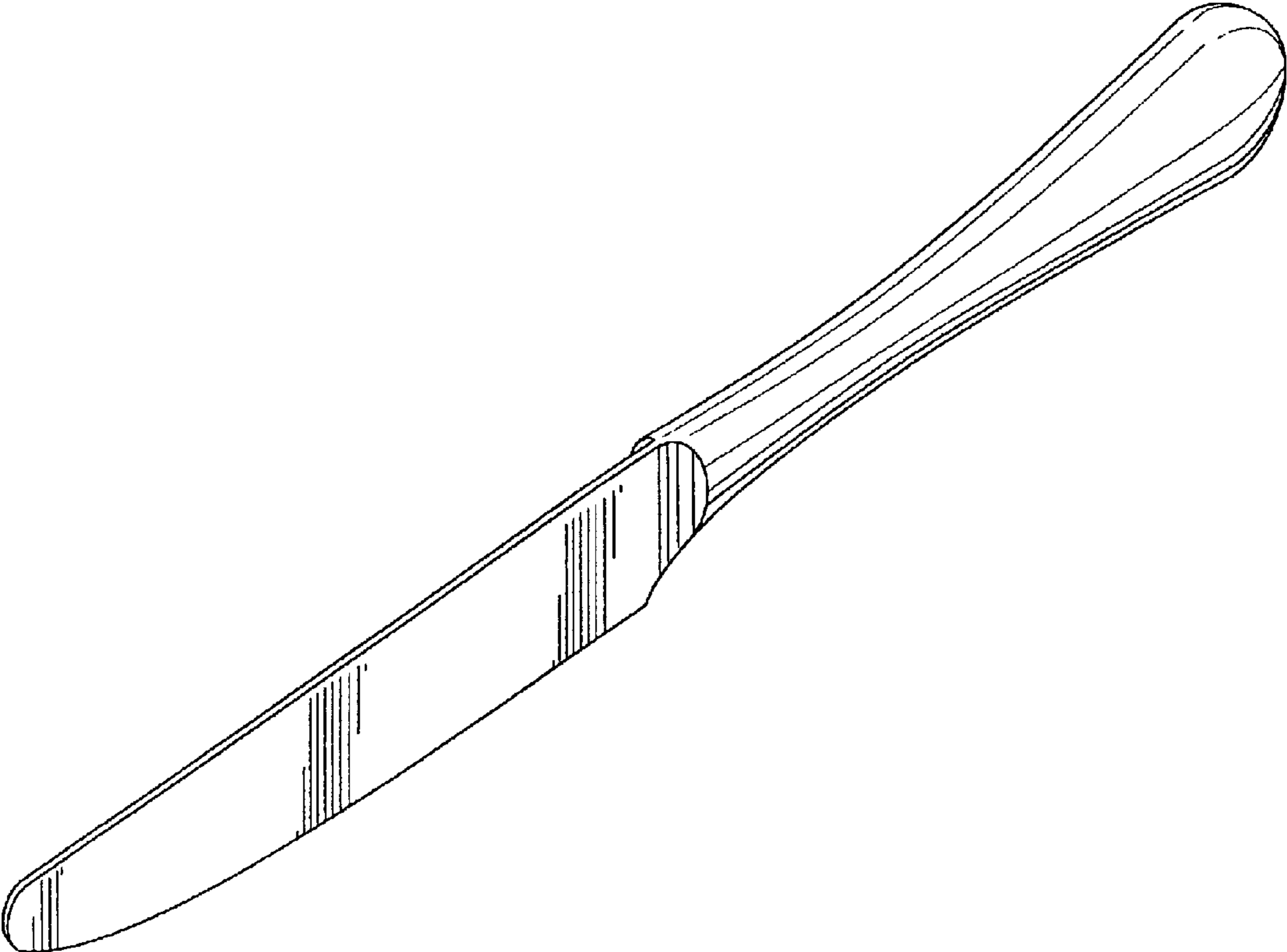


Fig. 2

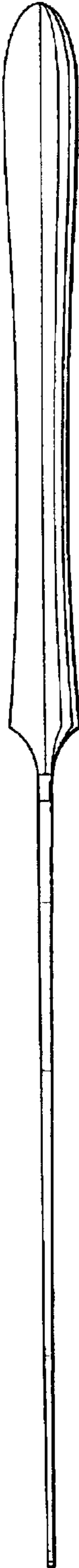


Fig. 3

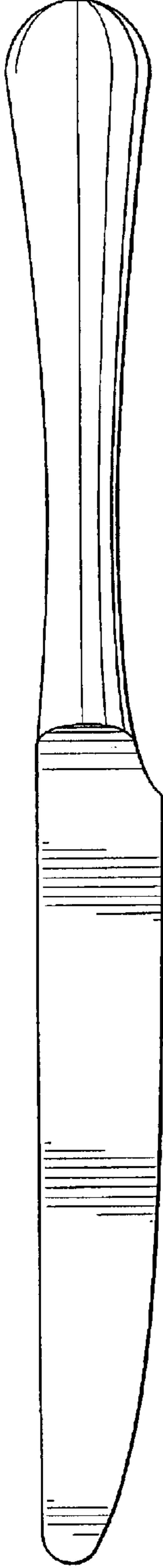


Fig. 4

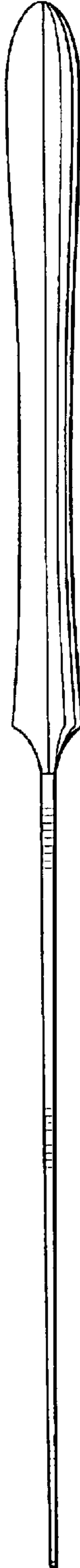


Fig. 5



Fig. 6



Fig. 7

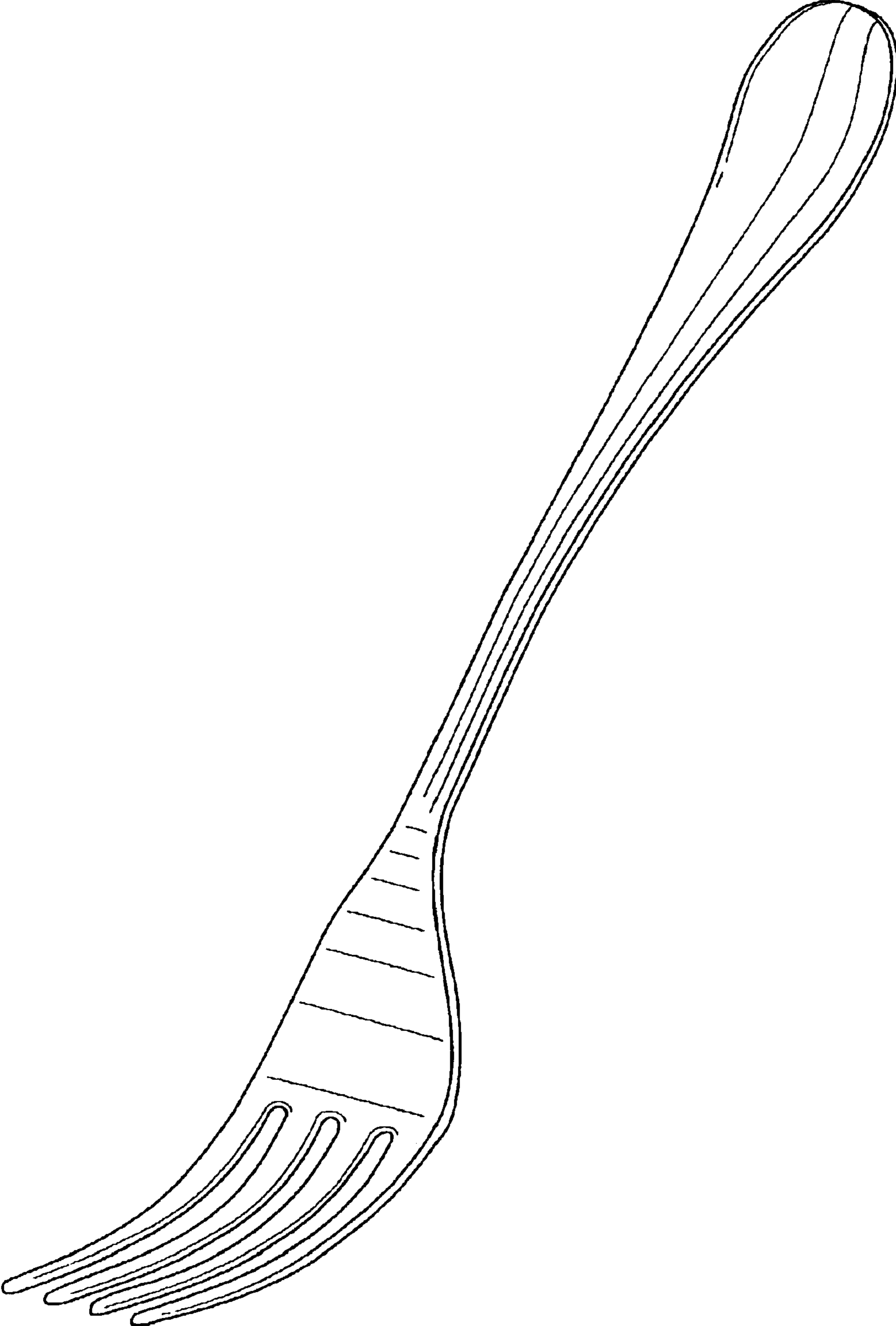


Fig. 8

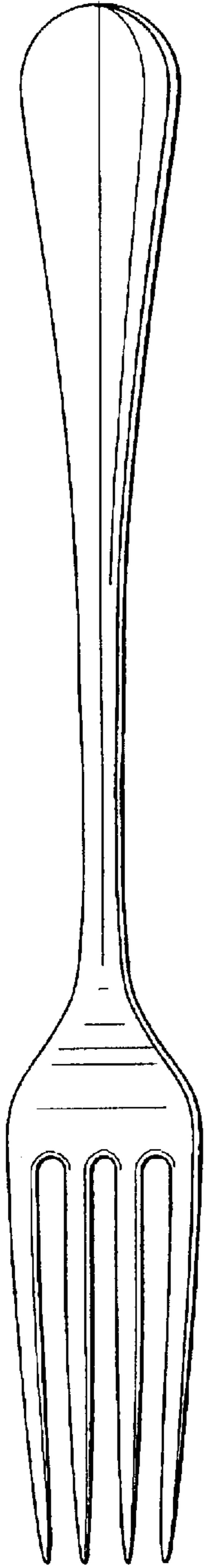


Fig. 9




Fig. 10

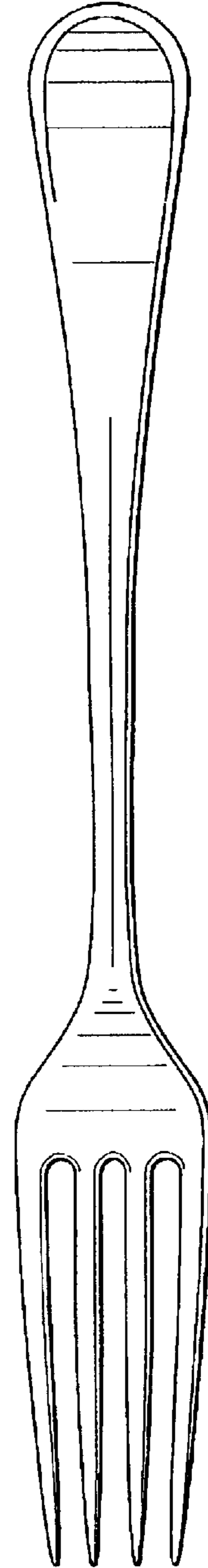


Fig. 11

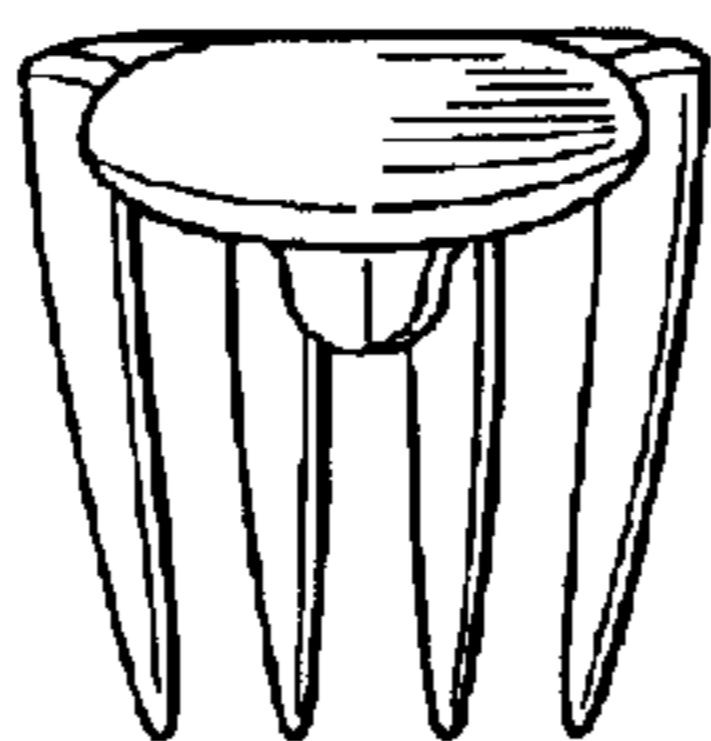


Fig. 12

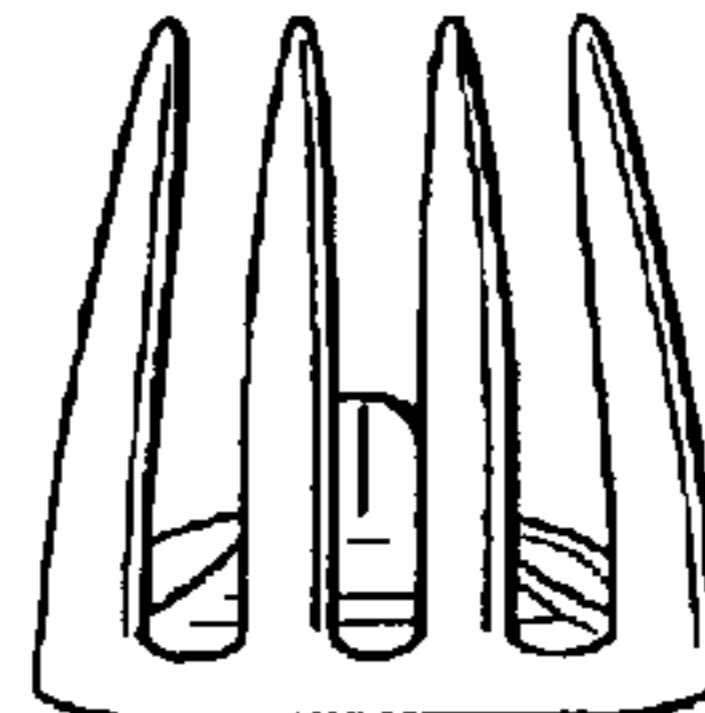


Fig. 13



Fig. 14

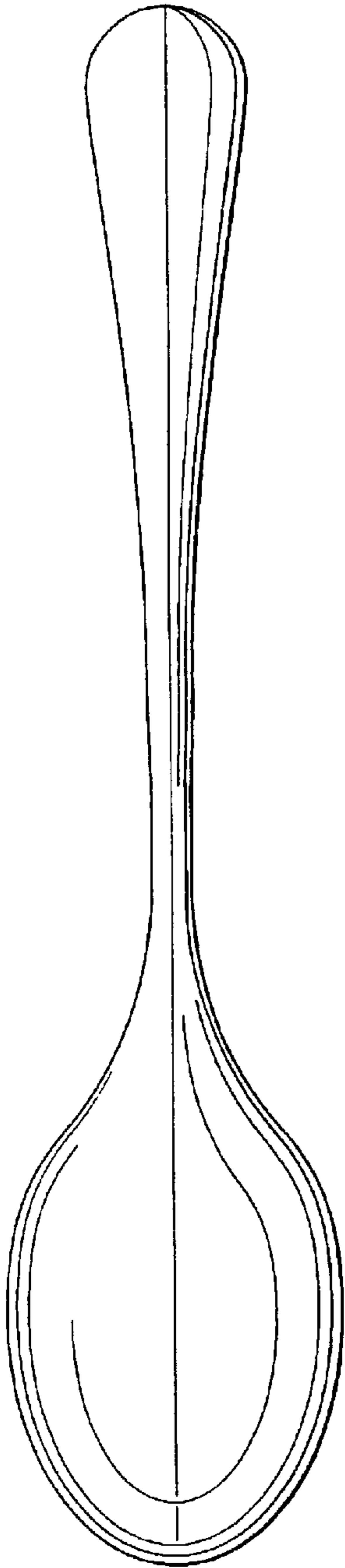


Fig. 15




Fig. 16

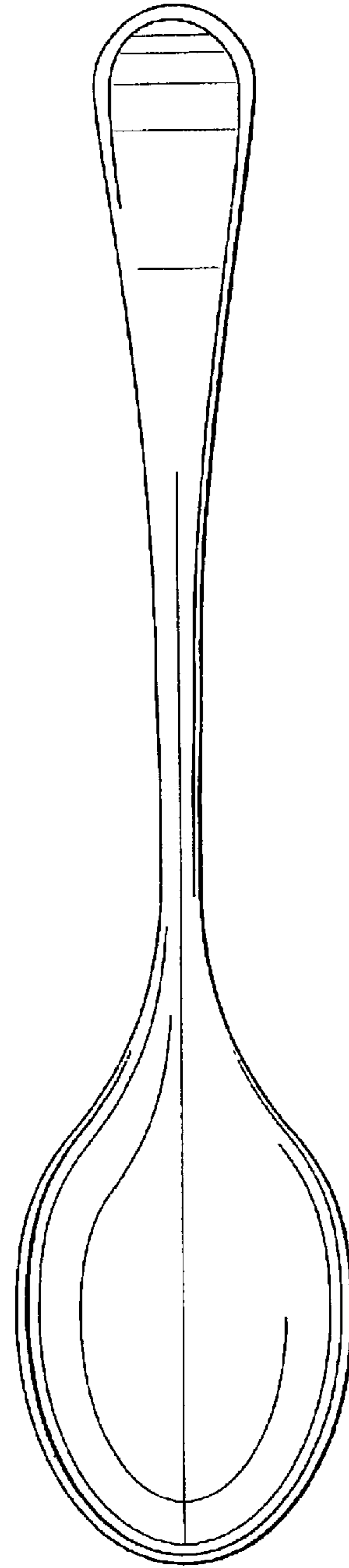


Fig. 17

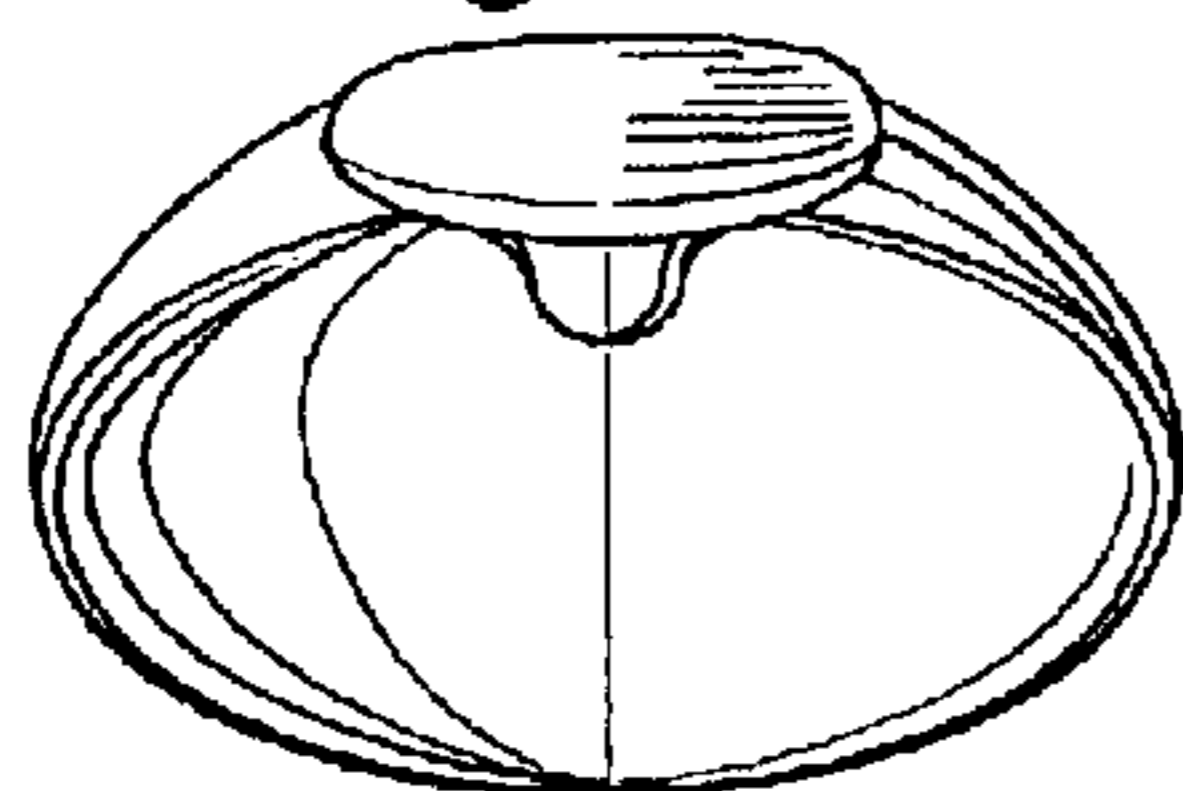


Fig. 18

