

US00D497079S1

(12) **United States Design Patent**  
**Paggio**

(10) **Patent No.: US D497,079 S**

(45) **Date of Patent: \*\* Oct. 12, 2004**

(54) **HEATABLE CONTAINER WITH CHARGER**

(76) **Inventor: Kyle Lucas Paggio**, 9528 Roberts Rd.,  
Odessa, FL (US) 33556

(\*\*) **Term: 14 Years**

(21) **Appl. No.: 29/199,326**

(22) **Filed: Feb. 13, 2004**

(51) **LOC (7) Cl. .... 07-01**

(52) **U.S. Cl. .... D7/507; D7/536**

(58) **Field of Search** ..... D7/381, 523, 536,  
D7/533, 507, 532, 608, 625, 386, 385,  
383, 384, 378, 377, 376; 248/346.1, 205.5;  
220/735, 714, 710.5, 719, 713, 212.5, 592.17;  
224/483; 215/376, 398; 206/519, 520; 428/344

(56) **References Cited**

**U.S. PATENT DOCUMENTS**

|             |   |         |               |       |          |
|-------------|---|---------|---------------|-------|----------|
| 4,040,549 A | * | 8/1977  | Sadler        | ..... | 224/483  |
| D257,524 S  | * | 11/1980 | Heinrich      | ..... | D7/536   |
| D258,188 S  | * | 2/1981  | Wilson        | ..... | D7/507   |
| D309,545 S  | * | 7/1990  | Ancona et al. | ..... | D7/507   |
| 4,943,684 A | * | 7/1990  | Kramer        | ..... | 428/34.4 |
| 5,249,703 A | * | 10/1993 | Karp          | ..... | 220/719  |
| D368,830 S  | * | 4/1996  | Lu            | ..... | D7/536   |

|              |   |        |              |       |           |
|--------------|---|--------|--------------|-------|-----------|
| D378,972 S   | * | 4/1997 | Hug et al.   | ..... | D7/381    |
| 5,660,292 A  | * | 8/1997 | Scholfield   | ..... | 220/212.5 |
| D436,804 S   | * | 1/2001 | Wolfe        | ..... | D7/536    |
| D455,047 S   | * | 4/2002 | Wolfe et al. | ..... | D7/514    |
| D455,048 S   | * | 4/2002 | Marck        | ..... | D7/536    |
| D455,933 S   | * | 4/2002 | Marck        | ..... | D7/536    |
| 6,450,363 B1 | * | 9/2002 | Lin          | ..... | 220/758   |

\* cited by examiner

*Primary Examiner*—M. N. Pandozzi

(57) **CLAIM**

The ornamental design for a heatable container with charger, as shown and described.

**DESCRIPTION**

FIG. 1 is a side view of a heatable container with charger showing my new design.

FIG. 2 is a front view of the heatable container with charger.

FIG. 3 is a back view of the heatable container with charger.

FIG. 4 is a top view of the heatable container with charger; and,

FIG. 5 is a bottom view of the heatable container with charger.

The portions shown in broken lines are for illustrative purposes only and form no part of the claimed design.

**1 Claim, 5 Drawing Sheets**

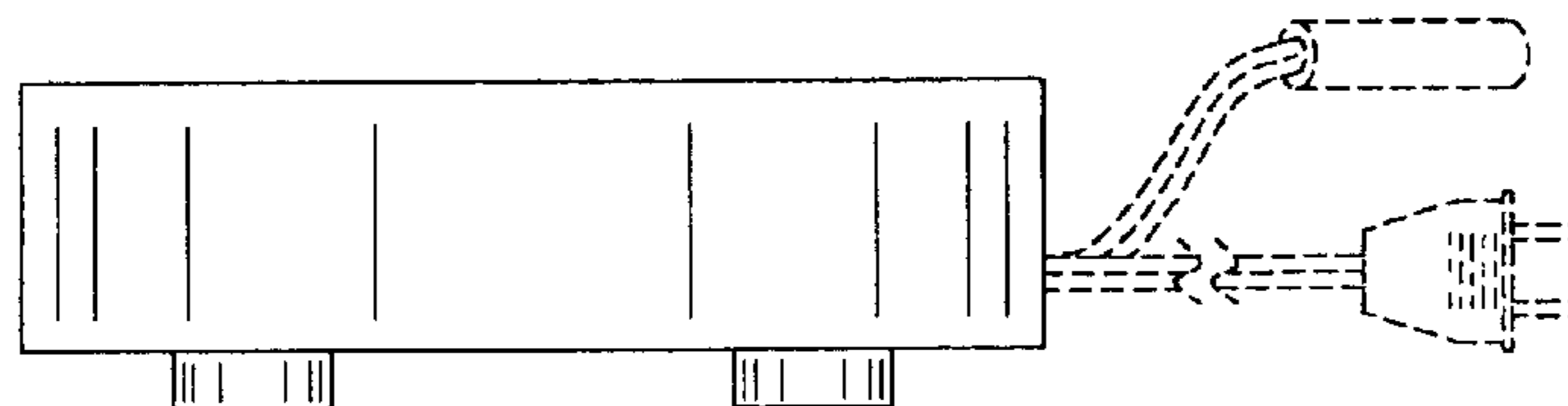
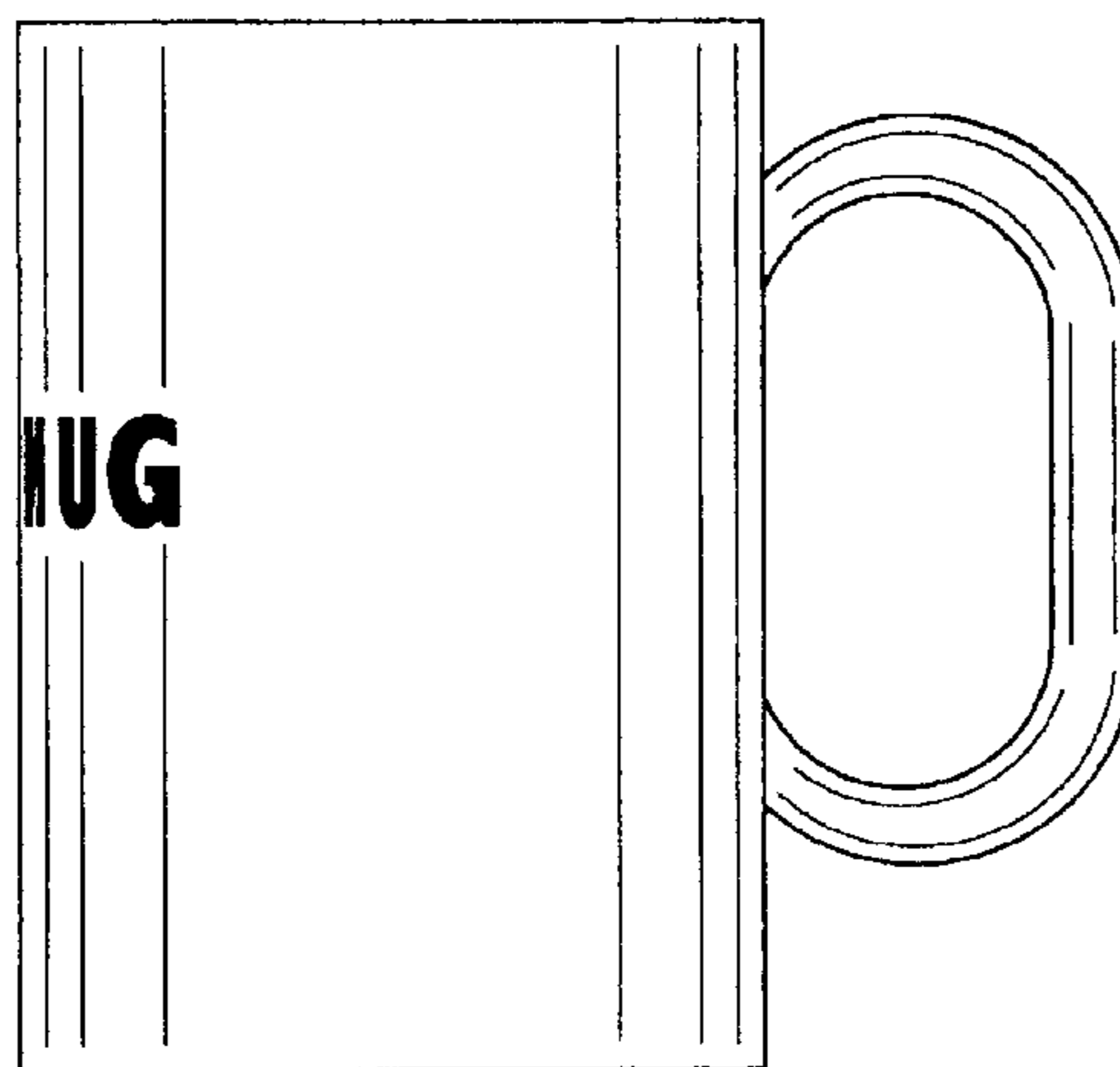
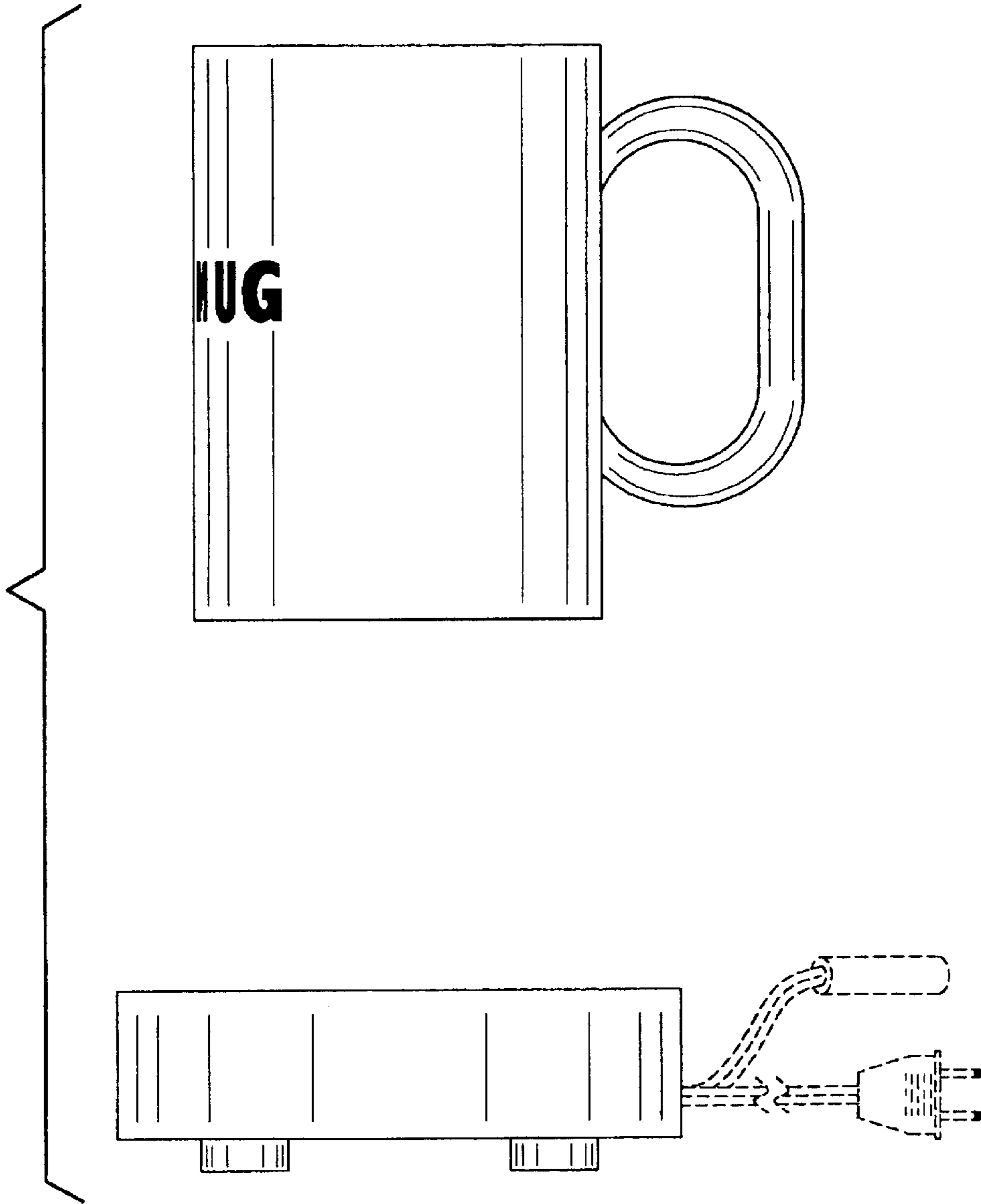


FIG. 1



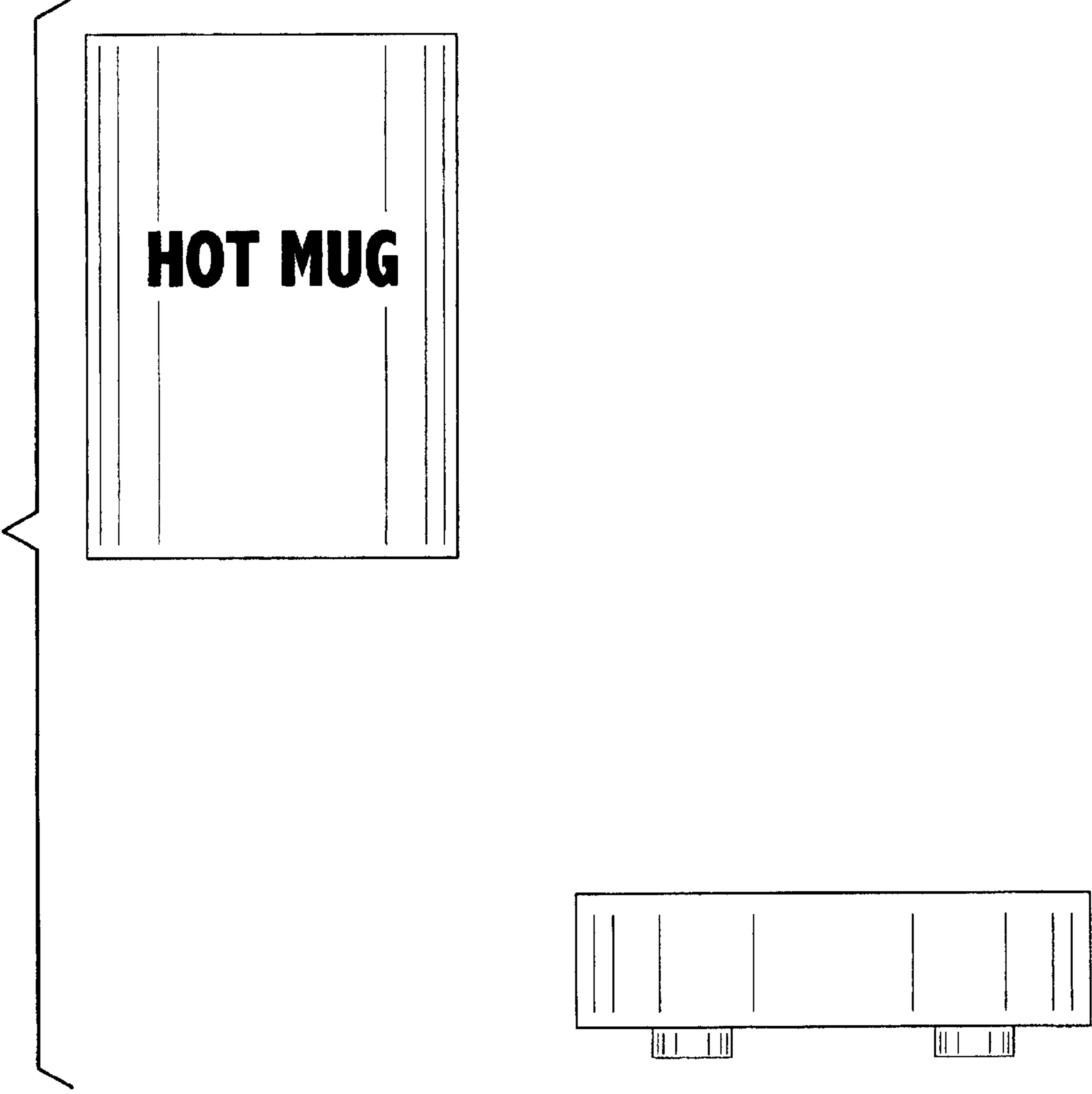


FIG. 2

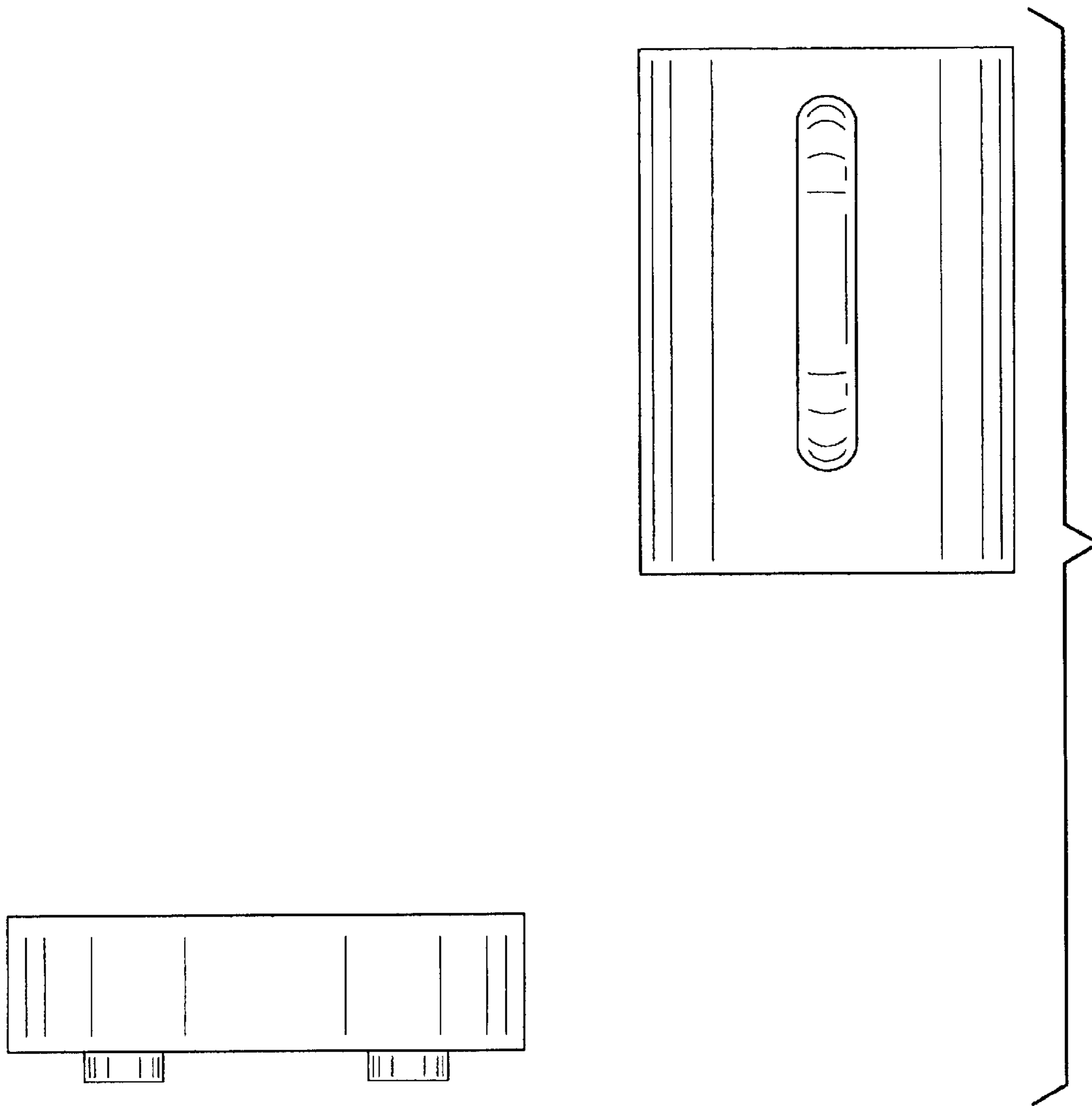


FIG. 3

FIG. 4

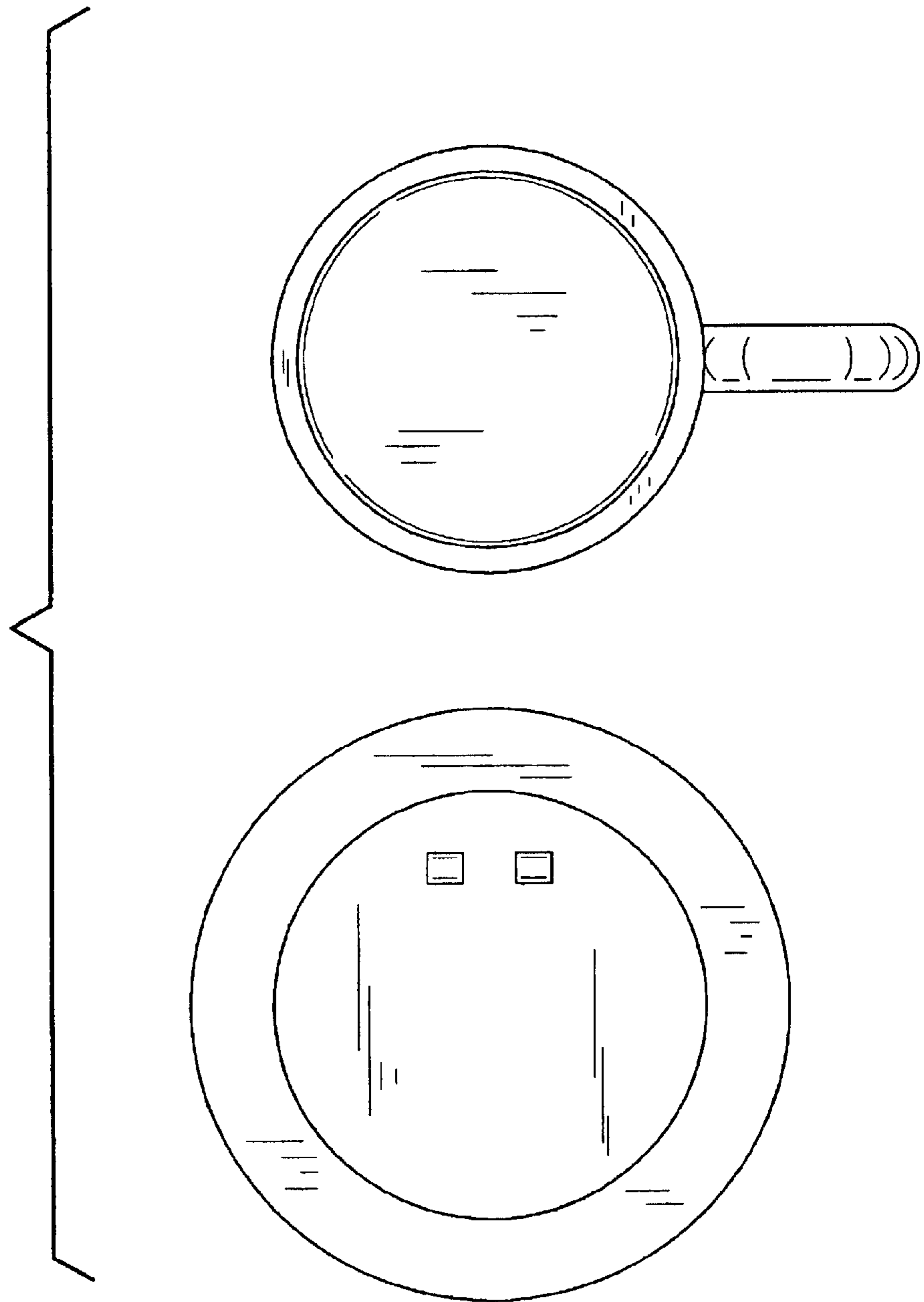


FIG. 5

