

US00D497064S1

(12) **United States Design Patent**  
**Domack**

(10) **Patent No.:** **US D497,064 S**  
(45) **Date of Patent:** **\*\* Oct. 12, 2004**

(54) **COCKTAIL TABLE**

(76) **Inventor:** **Randy D. Domack**, 23799 Trailview  
La., Trempealeau, WI (US) 54611

(\*\*) **Term:** **14 Years**

(21) **Appl. No.:** **29/181,768**

(22) **Filed:** **May 14, 2003**

(51) **LOC (7) Cl.** ..... **06-03**

(52) **U.S. Cl.** ..... **D6/480**

(58) **Field of Search** ..... D6/480-489, 495,  
D6/499, 497, 451; 108/150, 153.1, 155,  
156, 157.1, 161; 248/188, 188.1, 188.8

(56) **References Cited**

**U.S. PATENT DOCUMENTS**

D312,539 S	12/1990	DeWitt	
D364,765 S	12/1995	Martin	
D384,529 S	10/1997	Muller	
D394,765 S	6/1998	Walters, III et al.	
D404,594 S	1/1999	Muller	
D422,811 S	4/2000	O'Hare	
D431,131 S	9/2000	Wistehuff, Sr.	
D436,471 S	1/2001	Rehmert et al.	
D445,607 S	7/2001	O'Hare et al.	
D448,590 S	* 10/2001	McDaniel et al. ....	D6/495
D449,187 S	* 10/2001	Maitland-Smith ....	D6/480

D450,491 S	11/2001	O'Hare	
D469,637 S	2/2003	O'Hare	
D469,938 S	* 2/2003	Wareham et al. ....	D32/32
D472,076 S	3/2003	Stanton	

**OTHER PUBLICATIONS**

“4140-90 Round C/T w/Iron Base”, by Schnadig.

\* cited by examiner

*Primary Examiner*—Janice Seeger

(57) **CLAIM**

I claim the ornamental design for cocktail table, as shown and described.

**DESCRIPTION**

FIG. 1 is a front perspective view of a cocktail table according to an embodiment of the invention.

FIG. 2 is a front side elevational view of a cocktail table according to an embodiment of the invention. The rear side elevational view is a mirror-image thereof.

FIG. 3 is a side elevation view of a cocktail table according to an embodiment of the invention, the opposite side being a mirror-image thereof; and,

FIG. 4 is a top view of a cocktail table according to an embodiment of the invention.

**1 Claim, 2 Drawing Sheets**

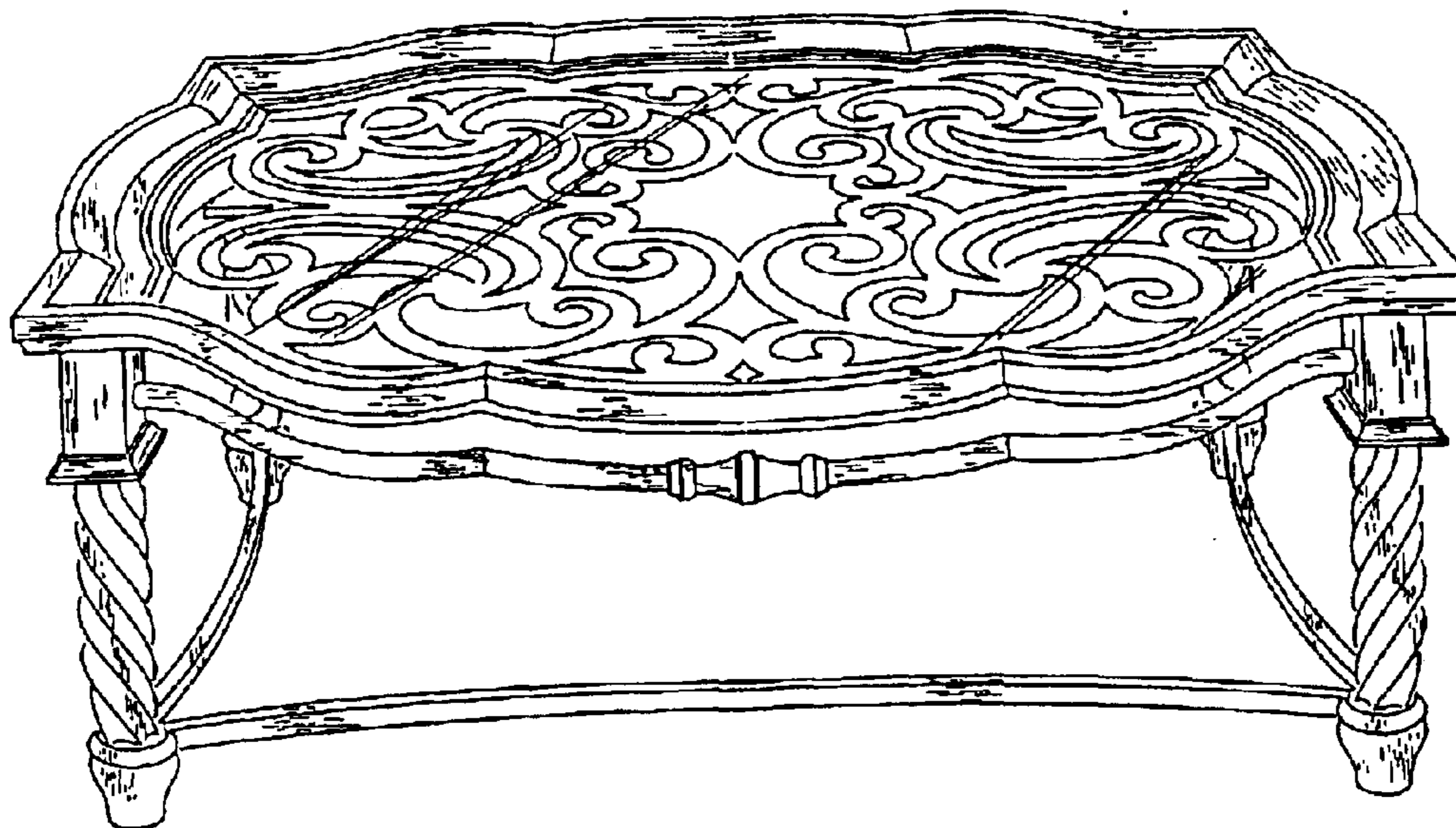


FIG. 1

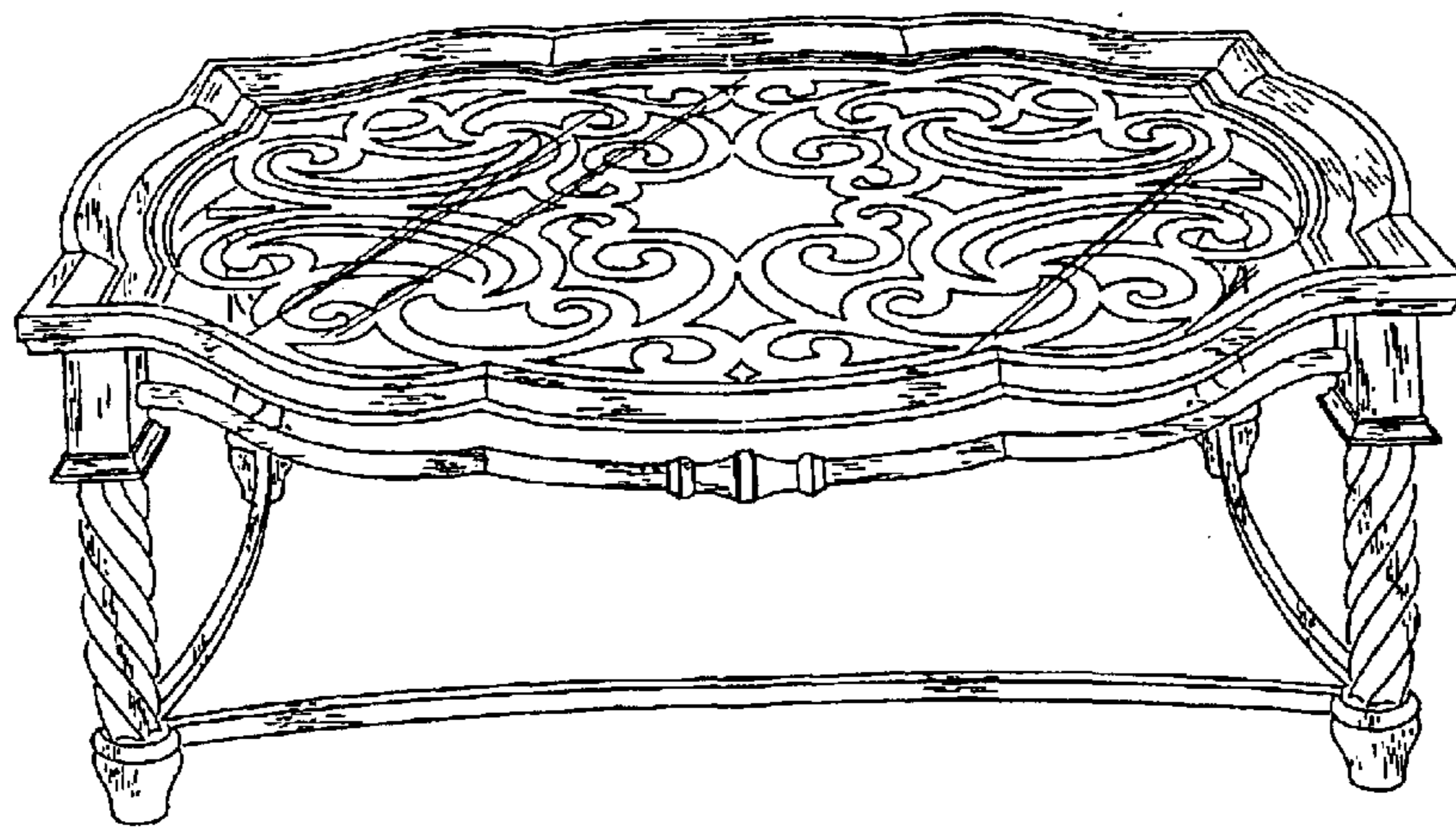
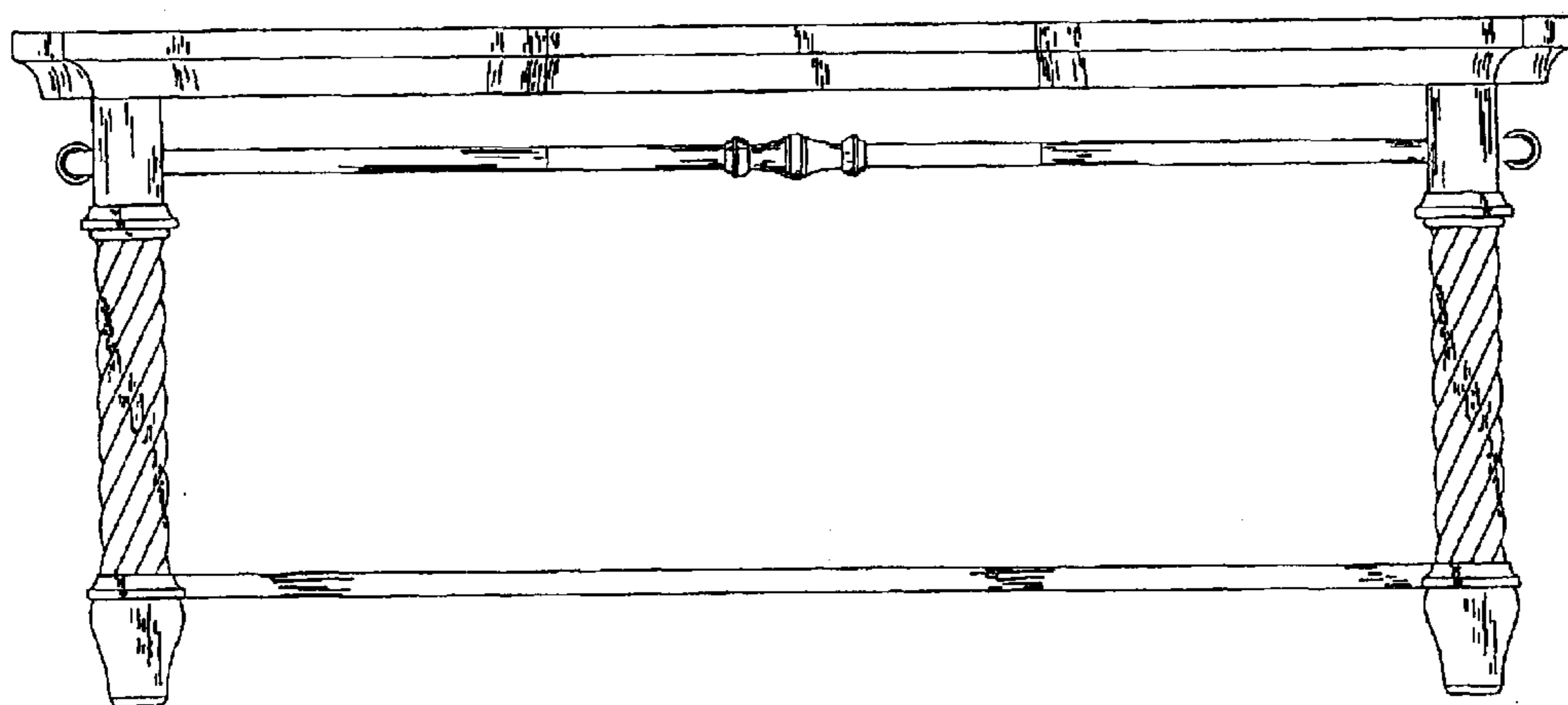


FIG. 2



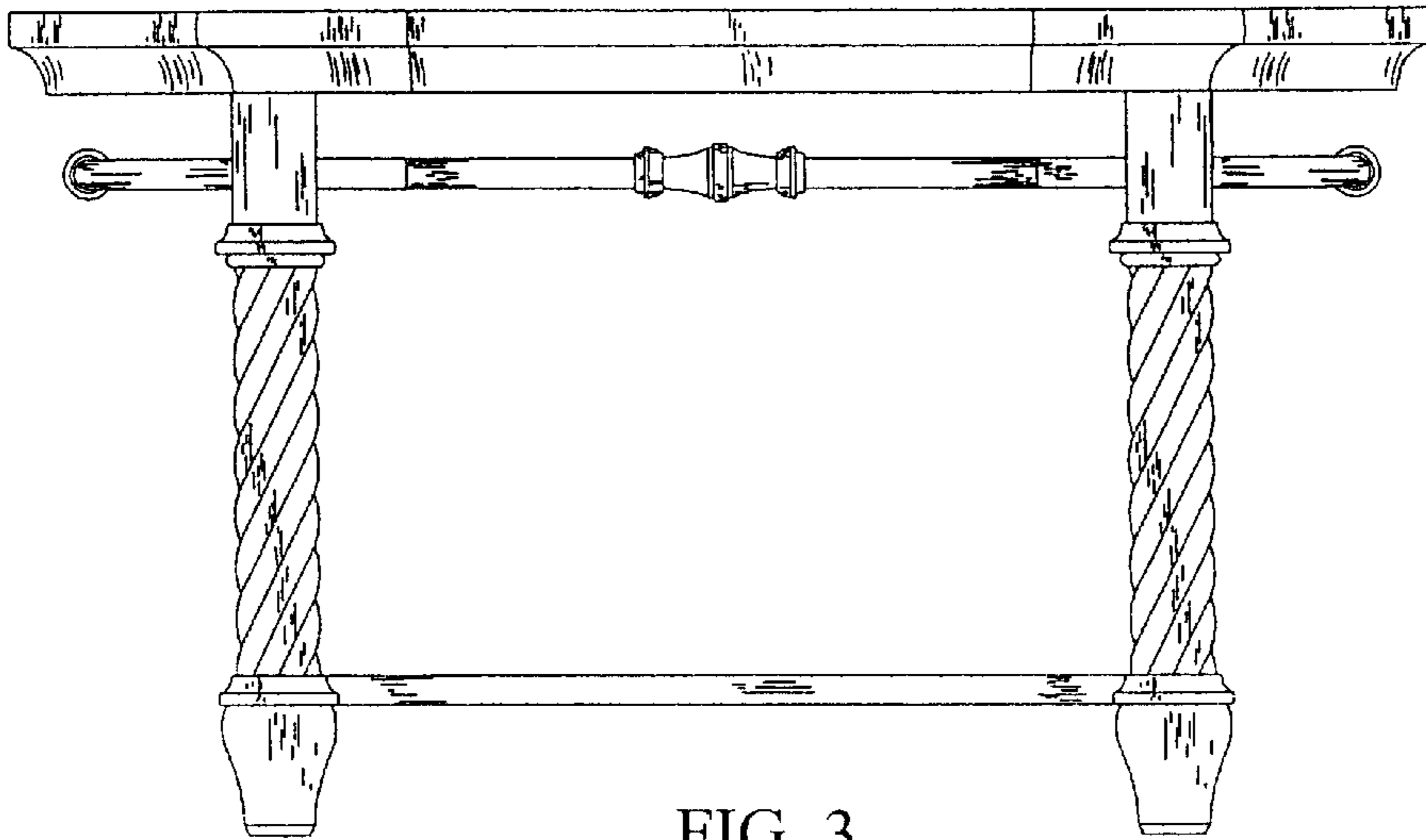


FIG. 3

FIG. 4

