

US00D497046S1

(12) **United States Design Patent**
Scott

(10) **Patent No.:** **US D497,046 S**
(45) **Date of Patent:** **** Oct. 12, 2004**

(54) **ATHLETIC SHOE**

(76) **Inventor:** **Kohar Scott**, 8328 Manitoba St., #6,
Playa Del Rey, CA (US) 90293

(**) **Term:** **14 Years**

(21) **Appl. No.:** **29/180,521**

(22) **Filed:** **Apr. 24, 2003**

(51) **LOC (7) Cl.** **02-04**

(52) **U.S. Cl.** **D2/902; D2/923; D2/951**

(58) **Field of Search** D2/896, 902, 903,
D2/907, 908, 924, 946, 969, 947, 951,
955; 36/8.1, 25 R, 32 R, 45, 50.1, 77 M,
77 R, 83, 88, 113, 114, 126-130

(56) **References Cited**

U.S. PATENT DOCUMENTS

| | | | | | |
|------------|---|---------|---------------|-------|--------|
| D39,747 S | * | 1/1909 | MdKenna | | D2/955 |
| D154,594 S | * | 7/1949 | Fenlason | | D2/903 |
| D234,930 S | * | 4/1975 | Arambasic | | D2/955 |
| D284,519 S | * | 7/1986 | Braga et al. | | D2/951 |
| D296,039 S | * | 6/1988 | Diaz | | D2/955 |
| D309,821 S | * | 8/1990 | Miller | | D2/903 |
| D321,084 S | * | 10/1991 | Miller et al. | | D2/903 |
| D342,369 S | * | 12/1993 | Lamson | | D2/903 |

| | | | | | |
|------------|---|---------|----------|-------|--------|
| D348,977 S | * | 7/1994 | Koh | | D2/969 |
| D384,490 S | * | 10/1997 | Bryant | | D2/903 |
| D394,945 S | * | 6/1998 | Doxey | | D2/951 |
| D424,796 S | * | 5/2000 | Matis | | D2/969 |
| D439,730 S | * | 4/2001 | Merceron | | D2/951 |
| D446,385 S | * | 8/2001 | MacLeod | | D2/969 |
| D458,014 S | * | 6/2002 | Matis | | D2/969 |
| D485,974 S | * | 2/2004 | Zimmer | | D2/951 |

* cited by examiner

Primary Examiner—Dominic Simone

(74) *Attorney, Agent, or Firm*—Roy A. Ekstrand

(57) **CLAIM**

The ornamental design for an athletic shoe, as shown and described.

DESCRIPTION

FIG. 1 sets forth a perspective view of an athletic shoe showing the present invention new design; FIG. 2 is a top view thereof; FIG. 3 is a bottom view thereof; FIG. 4 is a left side view thereof; FIG. 5 is a right side view thereof; FIG. 6 is a front view thereof; and, FIG. 7 is a rear view thereof.

1 Claim, 2 Drawing Sheets

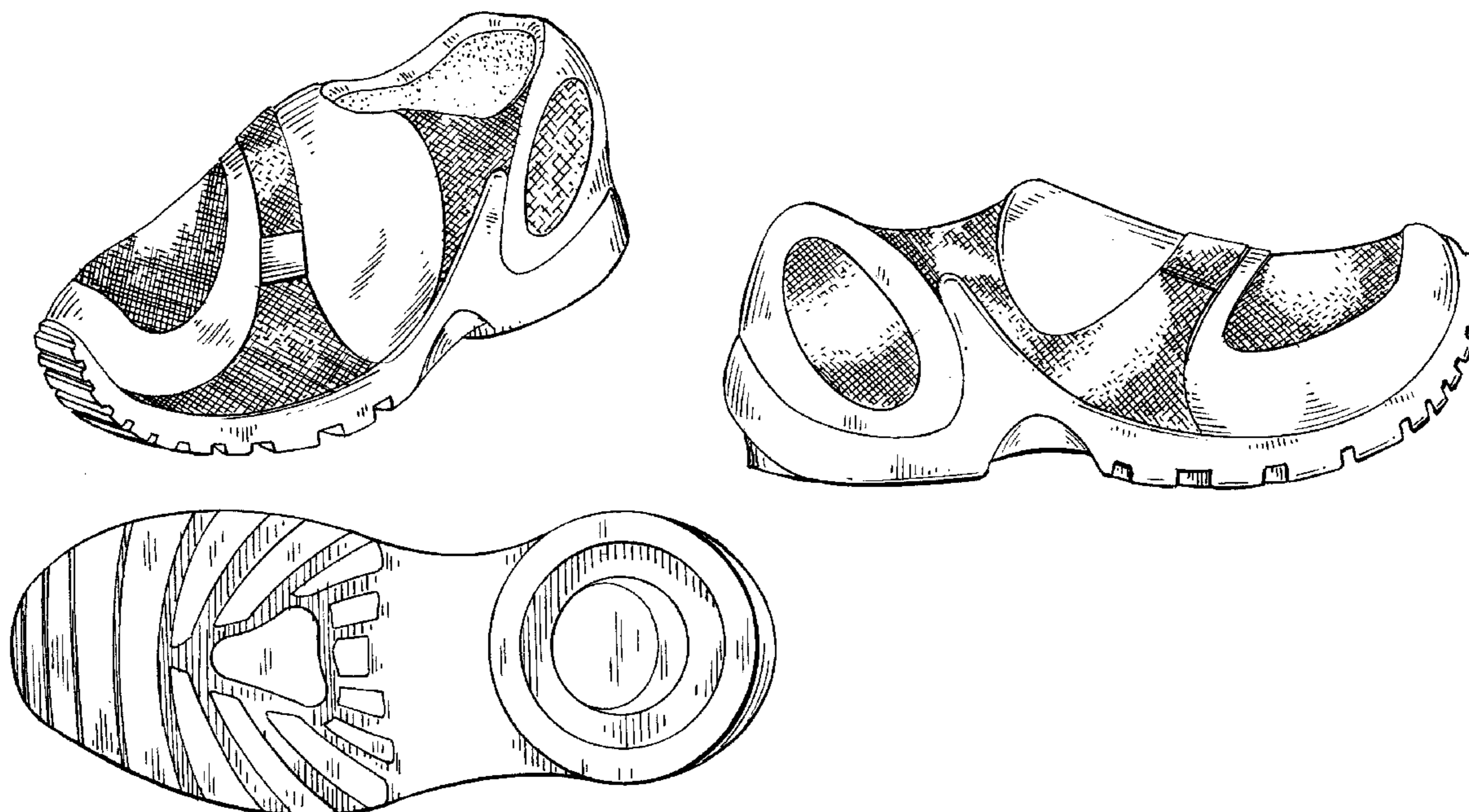


FIG. 1

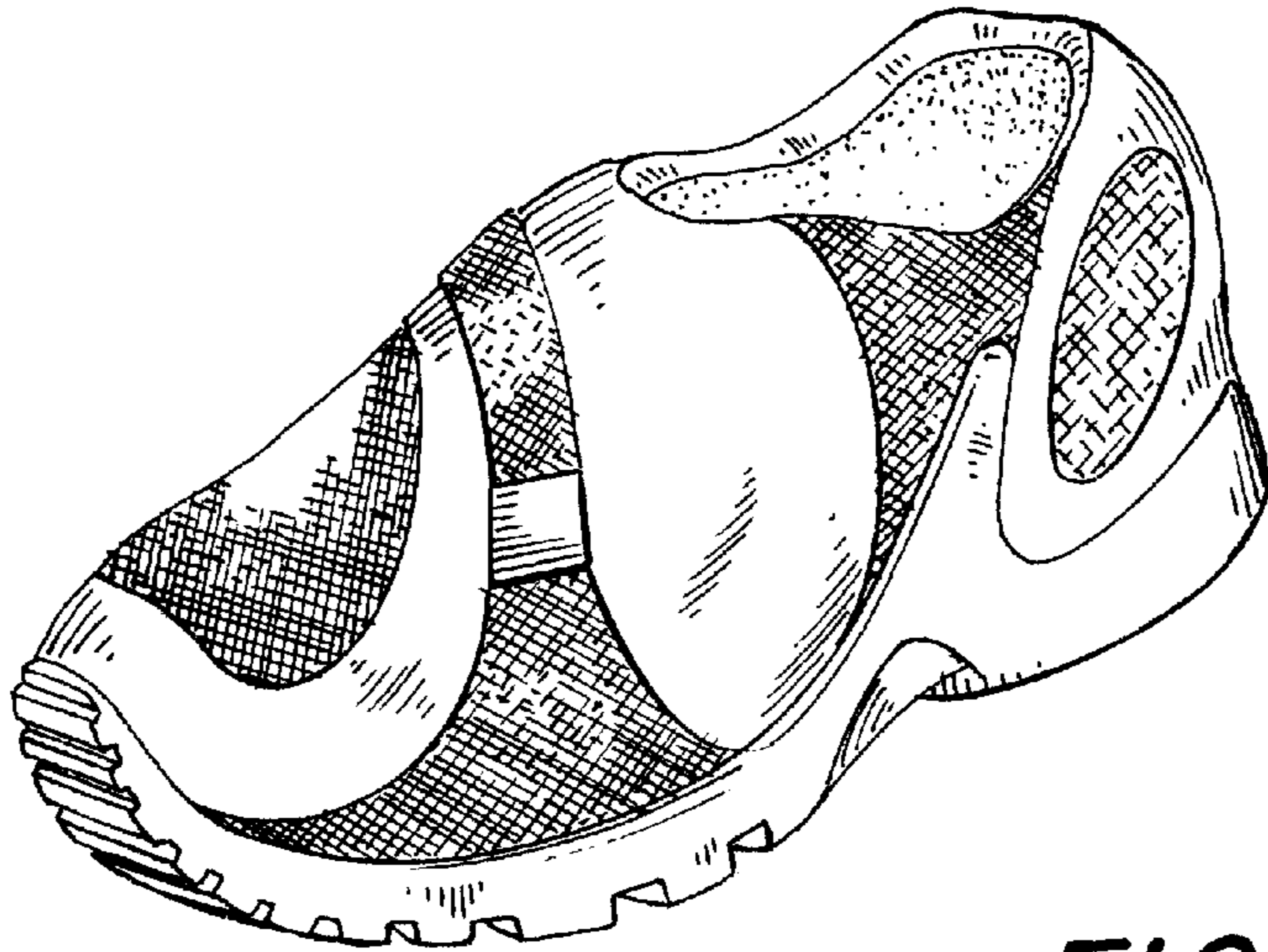


FIG. 2

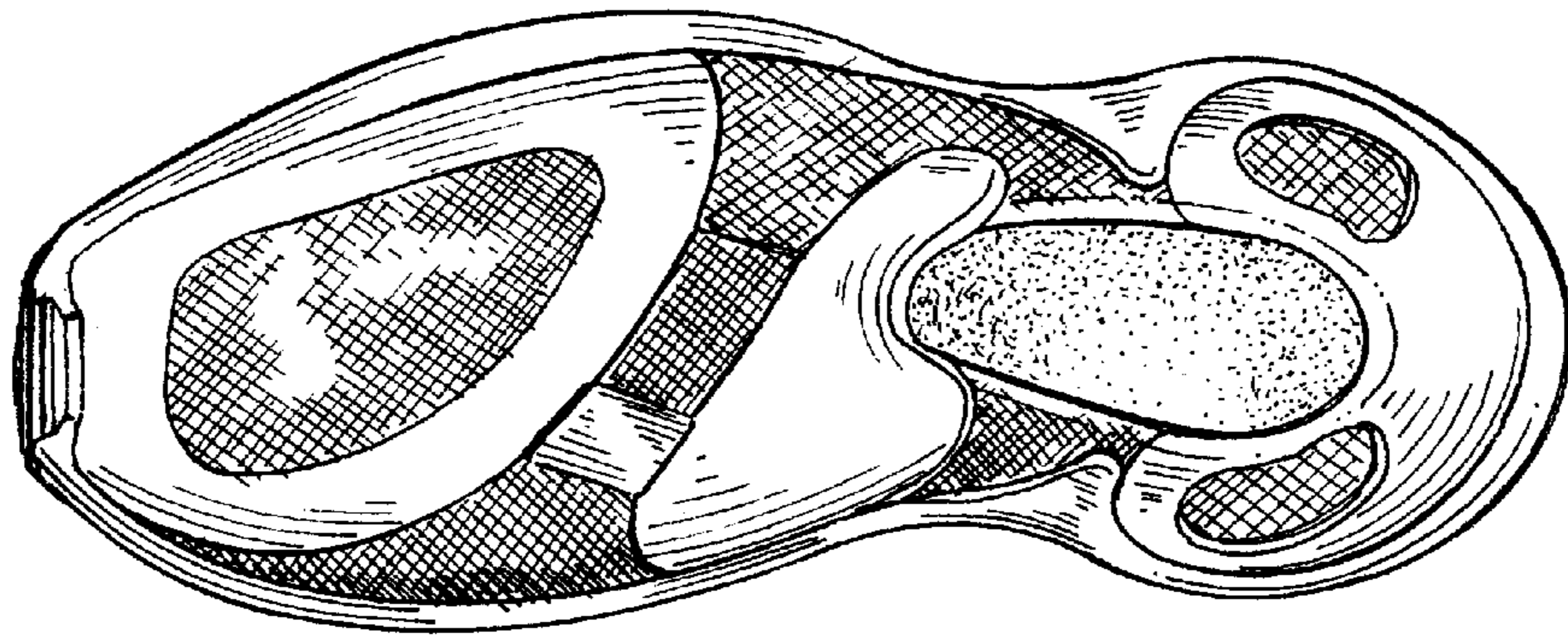


FIG. 3

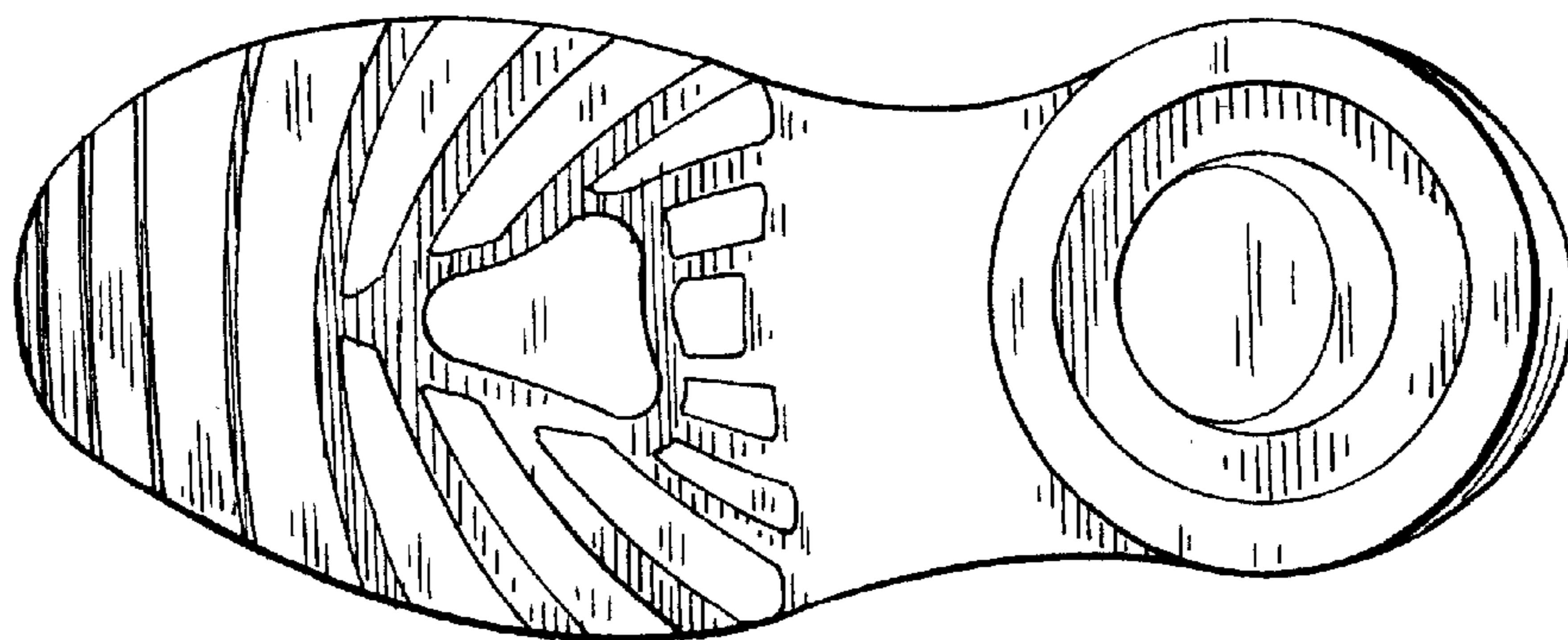


FIG. 4

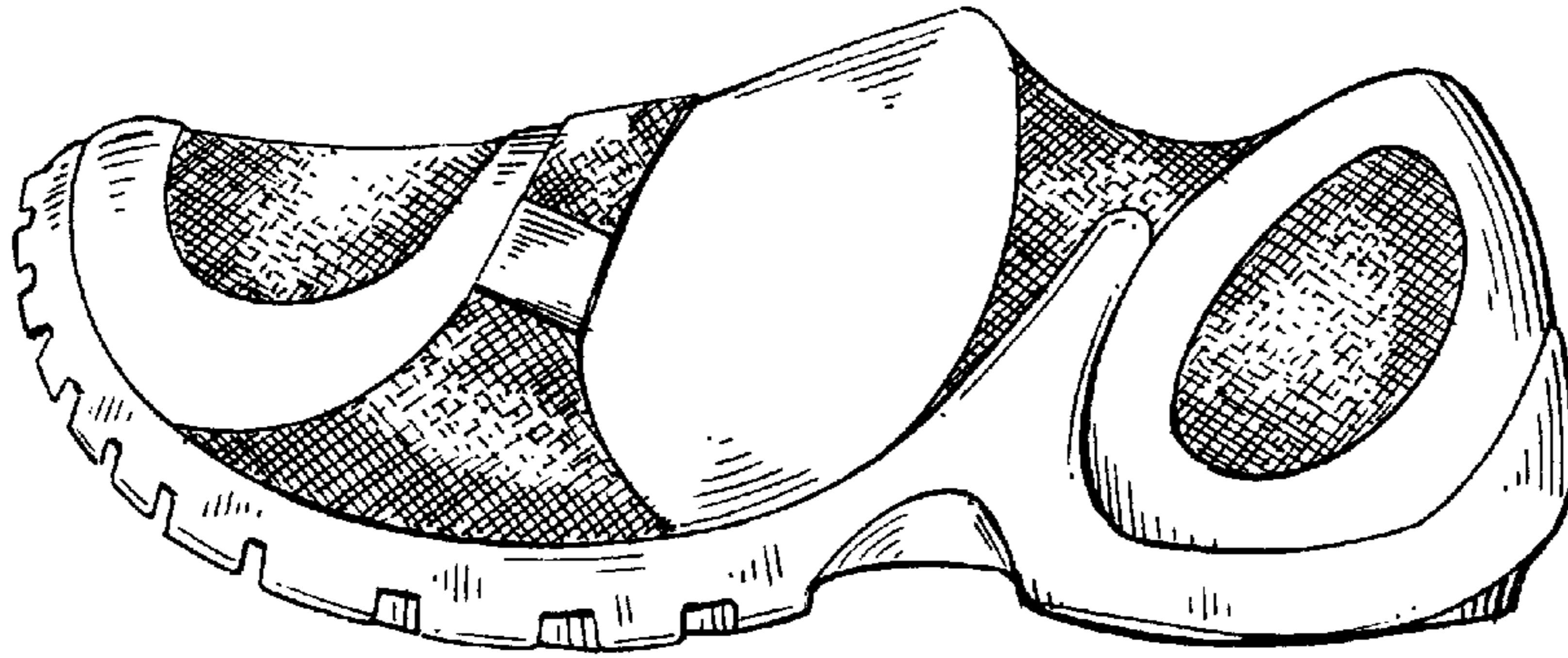


FIG. 5




FIG. 6

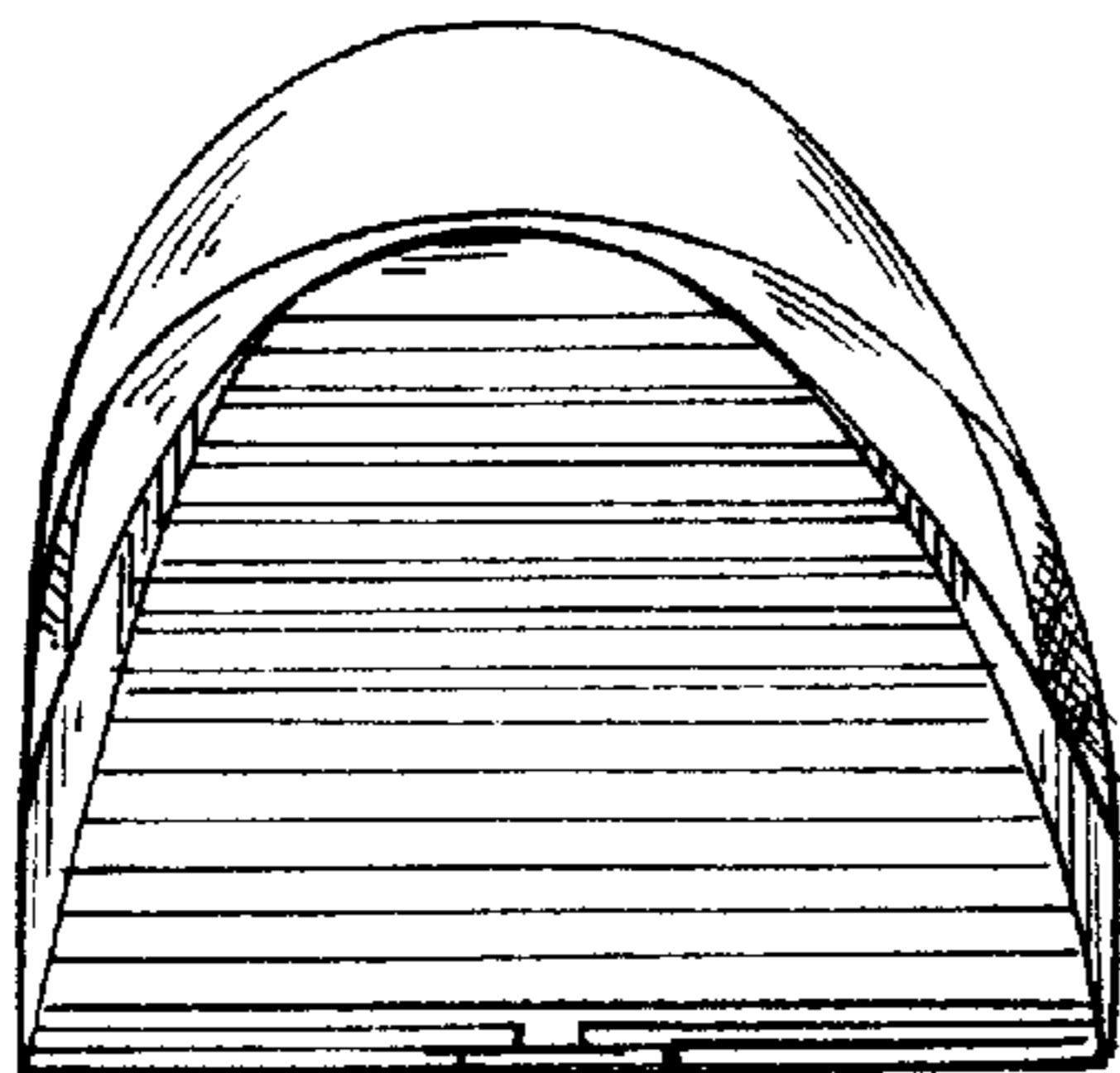


FIG. 7

